23rd IHF Women's Junior (U20) World Championship

Slovenia (Celje and Laško)

Group A, 1. round

Match Team Statistics

Match No. 16

India 18 - 46 Netherlands

(10 - 23) (8 - 23)

22.6.2022. 20:30

Attendance:

Arena Tri Lilije

Referees: Husain Almawt (BRN) / Sameer Marhoon (BRN)

India

Players			Goals / shots									Attack					Def.			Penalties				TP
#	Surname and name	S	Tot.	%	9m	6m	Wing	7m	FB	Brk.	LD	As.	PC	E7	E2	TF	St.	C7	Blk	YC	2m	R	B	
1	DEVI Chetna	S														1	1							59:29
2	MONIKA	S	0/1	0						0/1		1		1	1	4		1						45:02
3	GOURAV Gourav	S	2/3	67		1/1	1/1			0/1						5								60:00
4	BHAWANA	S	9/20	45	5/14	0/1		2/3		2/2			1	2	1	16	2	1	1		2			60:00
5	THAKUR Priyanka	S	3/7	43		0/1	2/4	1/2						2	1	3	1							60:00
7	KUMARI Isha		0/1	0			0/1																	7:33
8	JAKHAR Varsha																							
9	PRIYANKA Priyanka	S														4	1							60:00
10	PRIYA																							
11	KANWAR Pooja																							
12	MANJU																							
13	RAY Moumita																							
14	JASSI	S	4/5	80		1/1		1/1		2/3			2	1	1	9			1					60:00
15	MEENU																				1			6:42
16	AFZAL Afreen																							
17	CHAUDHARY Moni															1								1:14
	Team / bench																							
	UKUPNO		18/37	49	5/14	2/4	3/6	4/6	0/0	4/7	0/0	1	3	6	4	43	5	2	2	0	3	0	0	

Goalkeepers		Saves / shots								
#.	Surname and name	Tot.	%	9m	6m	Wing	7m	FB	Brk.	LD
1	DEVI Chetna	9/54	17	3/4	0/5	4/10	0/2	1/22	1/10	0/1
12	MANJU									
16	AFZAL Afreen									
	TOTAL	9/54	17	3/4	0/5	4/10	0/2	1/22	1/10	0/1

Coach: **Sunil Kumar**

Number of attacks: 79, Efficiency: 23%, Average Duration: 30.00 seconds

Attack by type of defense

	Shots	9m	6m	Wing	TF	E7	E2
On def. 6-0	10/22	5/12	1/3	2/4	30	3	1
On def. 4-2	4/9	0/2	1/1	1/2	13	3	3
Fastbreak	0/0				0	0	0

Defense by type

	Total	9m	6m	Wing	Stl.	C7	2m
Def. 6-0	19/34	1/8	5/6	5/11	4	2	3
Def. 5-1	2/3	0/1	0/0	1/1	1	0	0
Fastbreak	21/23				0	0	0

Attack with superiority / minority / goalkeeper out

	Attack				Reaction		
	Att.	Eff.	Shots	TF	FB	LD	Tot.
7 on 6 (GK out)	4	0%	0/2	2	2/2	0/0	2/2
7 on 5 (GK out)	2	0%	0/2	0	0/0	0/0	0/0
6 on 6	58	24%	14/26	32			
6 on 5	7	29%	2/3	4			
6 on 4	2	50%	1/1	1			
5 on 6	6	17%	1/2	4			

Player superiority / GK out counted at the end of attack (in case it changes during attack)

Defense with superiority / minority / goalkeeper out

	Attack				Reaction		
	Att.	Eff.	Shots	TF	FB	LD	Tot.
6 on 6 (GK out)	1	0%	0/1	0	0/0	0/0	0/0
6 on 6	65	55%	36/46	19			
5 on 6	5	40%	2/4	1			
4 on 6	2	50%	1/1	1			
6 on 5	8	75%	6/7	1			
5 on 5	1	100%	1/1	0			

Numbers show attacking numbers of oponnent. Lower efficiency of oponnent means better defense of this team

#	Jersey number	**Tot.**	Total shooting	**6m**	6m (line) shooting	**9m**	9m shooting	**Wng**	Wing shooting	**FB**	Fastbreak sh.	**7m**	7m penalty sh.
Brk.	Breakthrough sh.	**LD**	Long distance sh.	**As.**	Assists	**PC**	Pass clear chance	**E7**	Earned 7m pen.	**TF**	Technical faults	**St.**	Steals
2m	2m punishments	**C7.**	Commited 7m	**E2**	Earned 2m pun.	**YC.**	Yellow cards	**R/B**	Red/Blue cards	**Blk.**	Blocks	**S**	Starting Line-up

23rd IHF Women's Junior (U20) World Championship

Slovenia (Celje and Laško)

Group A, 1. round

Match Team Statistics

Match No. 16

India 18 - 46 Netherlands

(10 - 23) (8 - 23)

22.6.2022. 20:30

Attendance:

Arena Tri Lilije

Referees: Husain Almawt (BRN) / Sameer Marhoon (BRN)

Shot distribution by player

2 . Monika			3 . Gourav			4 . Bhawana			5 P. Thakur			7 I. Kumari			8 V. Jakhar			9 . Priyanka		
						1/1														
						1/1														
		0/1	2/2		0/1	3/7	0/1	3/3	3/6	0/1				0/1						
						1 post 4 miss. 1 block 1/1 lob														

10 . Priya			11 P. Kanwar			13 M. Ray			14 . Jassi			15 . Meenu			17 M. Chaudhary			TOTAL		
																		1/1		
									2/2									3/3		
									2/3									10/18	0/2	3/6
																		1 post 4 miss. 1 block 1/1 lob		

Saves distribution goalkeepers

1 C. Devi			12 . Manju			16 A. Afzal			TOTAL		
3/7	0/1	0/1							3/7	0/1	0/1
0/2	1/1	0/2							0/2	1/1	0/2
4/21	0/3	1/17							4/21	0/3	1/17

Shots by position

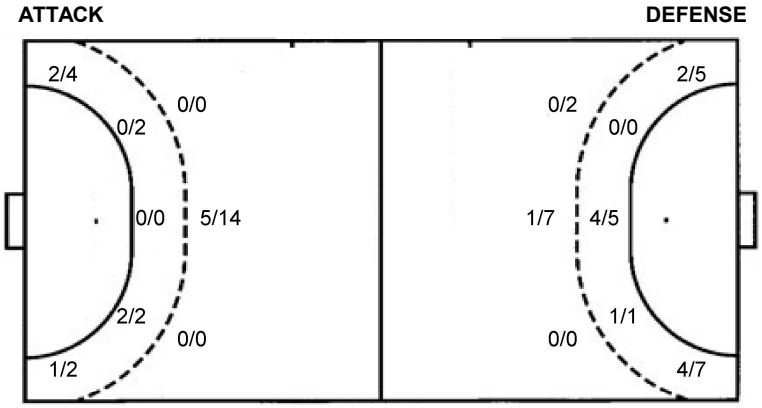

7m penalties	4/6	7m penalties	2/2
Fastbreak	0/0	Fastbreak	21/23
Breakthrough	4/7	Breakthrough	9/10
Long dist.	0/0	Long dist.	2/2

Shooting statistics

Position	Goals	Sav.	Miss.	Post	Blk.	Total	%
Back (9m)	5	4	3	1	1	14	36
Line (6m)	2	2	0	0	0	4	50
Wing	3	3	0	0	0	6	50
7m penalties	4	1	1	0	0	6	67
Fastbreak	0	0	0	0	0	0	0
Breakthrough	4	3	0	0	0	7	57
Total	**18**	**13**	**4**	**1**	**1**	**37**	**49**

#	Jersey number	**Tot.**	Total shooting	**6m**	6m (line) shooting	**9m**	9m shooting	**Wng**	Wing shooting	**FB**	Fastbreak sh.	**7m**	7m penalty sh.
Brk.	Breakthrough sh.	**LD**	Long distance sh.	**As.**	Assists	**PC**	Pass clear chance	**E7**	Earned 7m pen.	**TF**	Technical faults	**St.**	Steals
2m	2m punishments	**C7.**	Commited 7m	**E2**	Earned 2m pun.	**YC.**	Yellow cards	**R/B**	Red/Blue cards	**Blk.**	Blocks	**S**	Starting Line-up

23rd IHF Women's Junior (U20) World Championship

Slovenia (Celje and Laško)

Group A, 1. round

Match Team Statistics

Match No. 16

India 18 - 46 Netherlands

(10 - 23) (8 - 23)

22.6.2022. 20:30

Attendance:

Arena Tri Lilije

Referees: Husain Almawt (BRN) / Sameer Marhoon (BRN)

Netherlands

Players			Goals / shots									Attack					Def.			Penalties				TP
#	Surname and name	S	Tot.	%	9m	6m	Wing	7m	FB	Brk.	LD	As.	PC	E7	E2	TF	St.	C7	Blk	YC	2m	R	B	
1	VAN GALEN Senna	S										1				4	1				1			43:37
2	SCHANSSEMA Bianca															1								14:23
6	STEVERINK Romé	S	9/11	82			1/3		6/6	1/1	1/1	1												36:31
7	LOY Jalisha		1/2	50	0/1					1/1		2				1		1						6:49
9	DALEMAN Roos	S	3/4	75			1/2		2/2			1				3	1	1			2			31:08
10	VAN DE RUIT Jessie		3/4	75	0/1					3/3			1			3		3						21:37
11	VELTROP Eline		3/7	43	0/2		0/1		1/1	2/3		4	1				2							36:58
14	VAN INGEN Jette		1/4	25	0/2				0/1	1/1		2	1			2	2	1						27:38
15	VERBRAEKEN Amber		6/8	75			3/4		3/4			2		1	1	2	1							21:52
17	MOLENAAR Kim	S	3/3	100				2/2	1/1			1												13:09
18	BOETERS Fem		6/7	86		3/4			2/2		1/1	1	1	1		1	4							44:23
20	KUIPERS Lynn		2/3	67	1/2					1/1		2				1								20:18
21	MAARSCHALKERWEERD Britt	S																						8:00
22	WOLFS Pipy	S	3/3	100		2/2			1/1			1				1	1			1				16:04
23	VAN VLIET Lois		3/3	100			1/1		2/2			2			1		3		1					30:57
32	VAN DER HELM Judith	S	3/5	60	0/1		0/1		3/3			5	4			3	5				2			46:36
	Team / bench																							
	UKUPNO		46/64	72	1/9	5/6	6/12	2/2	21/23	9/10	2/2	25	8	2	2	22	20	6	1	1	5	0	0	

Goalkeepers		Saves / shots								
#.	Surname and name	Tot.	%	9m	6m	Wing	7m	FB	Brk.	LD
1	VAN GALEN Senna	12/24	50	4/8	2/4	3/5	1/2		2/5	
2	SCHANSSEMA Bianca	1/7	14	0/1		0/1	0/3		1/2	
	TOTAL	13/31	42	4/9	2/4	3/6	1/5	1/0	3/7	0/0

Coach: **Ricardo Clarijs**

Number of attacks: 82, Efficiency: 56%, Average Duration: 14.99 seconds

Attack by type of defense

	Shots	9m	6m	Wing	TF	E7	E2
On def. 6-0	19/34	1/8	5/6	5/11	19	2	2
On def. 5-1	2/3	0/1	0/0	1/1	3	0	0
Fastbreak	21/23				0	0	0

Defense by type

	Total	9m	6m	Wing	Stl.	C7	2m
Def. 6-0	10/22	5/12	1/3	2/4	11	3	2
Def. 4-2	4/9	0/2	1/1	1/2	9	3	3
Fastbreak	0/0				0	0	0

Attack with superiority / minority / goalkeeper out

	Attack				Reaction		
	Att.	Eff.	Shots	TF	FB	LD	Tot.
6 on 6 (GK out)	1	0%	0/1	0	0/0	0/0	0/0
6 on 6	65	55%	36/46	19			
5 on 6	5	40%	2/4	1			
4 on 6	2	50%	1/1	1			
6 on 5	8	75%	6/7	1			
5 on 5	1	100%	1/1	0			

Player superiority / GK out counted at the end of attack (in case it changes during attack)

Defense with superiority / minority / goalkeeper out

	Attack				Reaction		
	Att.	Eff.	Shots	TF	FB	LD	Tot.
7 on 6 (GK out)	4	0%	0/2	2	2/2	0/0	2/2
7 on 5 (GK out)	2	0%	0/2	0	0/0	0/0	0/0
6 on 6	58	24%	14/26	32			
6 on 5	7	29%	2/3	4			
6 on 4	2	50%	1/1	1			
5 on 6	6	17%	1/2	4			

Numbers show attacking numbers of oponnent. Lower efficiency of oponnent means better defense of this team

#	Jersey number	**Tot.**	Total shooting	**6m**	6m (line) shooting	**9m**	9m shooting	**Wng**	Wing shooting	**FB**	Fastbreak sh.	**7m**	7m penalty sh.
Brk.	Breakthrough sh.	**LD**	Long distance sh.	**As.**	Assists	**PC**	Pass clear chance	**E7**	Eearned 7m pen.	**TF**	Technical faults	**St.**	Steals
2m	2m punishments	**C7.**	Commited 7m	**E2**	Eearned 2m pun.	**YC.**	Yellow cards	**R/B**	Red/Blue cards	**Blk.**	Blocks	**S**	Starting Line-up

23rd IHF Women's Junior (U20) World Championship

Slovenia (Celje and Laško)

Group A, 1. round

Match Team Statistics

Match No. 16

India 18 - 46 Netherlands

(10 - 23) (8 - 23)

22.6.2022. 20:30

Attendance:

Arena Tri Lilije

Referees: Husain Almawt (BRN) / Sameer Marhoon (BRN)

Shot distribution by player

6 R. Steverink

1/1	1/1	
3/4		4/5

7 J. Loy

1/1		

1 block

9 R. Daleman

1/1		2/2

1 miss.

10 J. Van De Ruit

2/2		1/1

1 post

11 E. Veltrop

1/1		
	0/1	
0/2		2/2

1 post

14 J. Van Ingen

1/2		
0/1		

1 block

15 A. Verbraeken

1/1		
5/5		

1 post 1 miss.

17 K. Molenaar

1/1		2/2

18 F. Boeters

		1/1
		1/1
1/1	1/1	2/2

1 post

20 L. Kuipers

0/1		
1/1		
		1/1

21 B. Maarschalkerweerd

22 P. Wolfs

		1/1
	2/2	

23 L. Van Vliet

2/2		1/1

32 J. Van Der Helm

0/1		
2/2		1/1

1 post

TOTAL

4/7	1/1	1/1
2/2	0/1	2/2
17/21	3/3	16/17

5 post 2 miss. 2 block

Saves distribution goalkeepers

1 S. Van Galen

0/1		
0/2		
8/15	2/2	2/4

2 B. Schanssema

0/1		
0/3		1/2

TOTAL

0/1		
0/3		
8/18	2/2	3/6

Shots by position

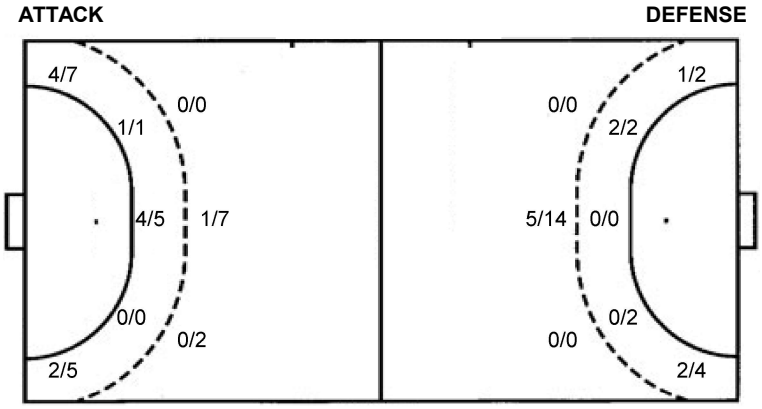

7m penalties	2/2	7m penalties	4/6
Fastbreak	21/23	Fastbreak	0/0
Breakthrough	9/10	Breakthrough	4/7
Long dist.	2/2	Long dist.	0/0

Shooting statistics

Position	Goals	Sav.	Miss.	Post	Blk.	Total	%
Back (9m)	1	3	0	3	2	9	11
Line (6m)	5	0	0	1	0	6	83
Wing	6	4	2	0	0	12	50
7m penalties	2	0	0	0	0	2	100
Fastbreak	21	1	0	1	0	23	91
Breakthrough	9	1	0	0	0	10	90
Total	**44**	**9**	**2**	**5**	**2**	**62**	**71**

#	Jersey number	**Tot.**	Total shooting	**6m**	6m (line) shooting	**9m**	9m shooting	**Wng**	Wing shooting	**FB**	Fastbreak sh.	**7m**	7m penalty sh.
Brk.	Breakthrough sh.	**LD**	Long distance sh.	**As.**	Assists	**PC**	Pass clear chance	**E7**	Eearned 7m pen.	**TF**	Technical faults	**St.**	Steals
2m	2m punishments	**C7.**	Commited 7m	**E2**	Eearned 2m pun.	**YC.**	Yellow cards	**R/B**	Red/Blue cards	**Blk.**	Blocks	**S**	Starting Line-up

23rd IHF Women's Junior (U20) World Championship

Slovenia (Celje and Laško)

Group A, 1. round

Match Team Statistics

Match No. 16

India 18 - 46 Netherlands

(10 - 23) (8 - 23)

22.6.2022. 20:30

Attendance:

Arena Tri Lilije

Referees: Husain Almawt (BRN) / Sameer Marhoon (BRN)

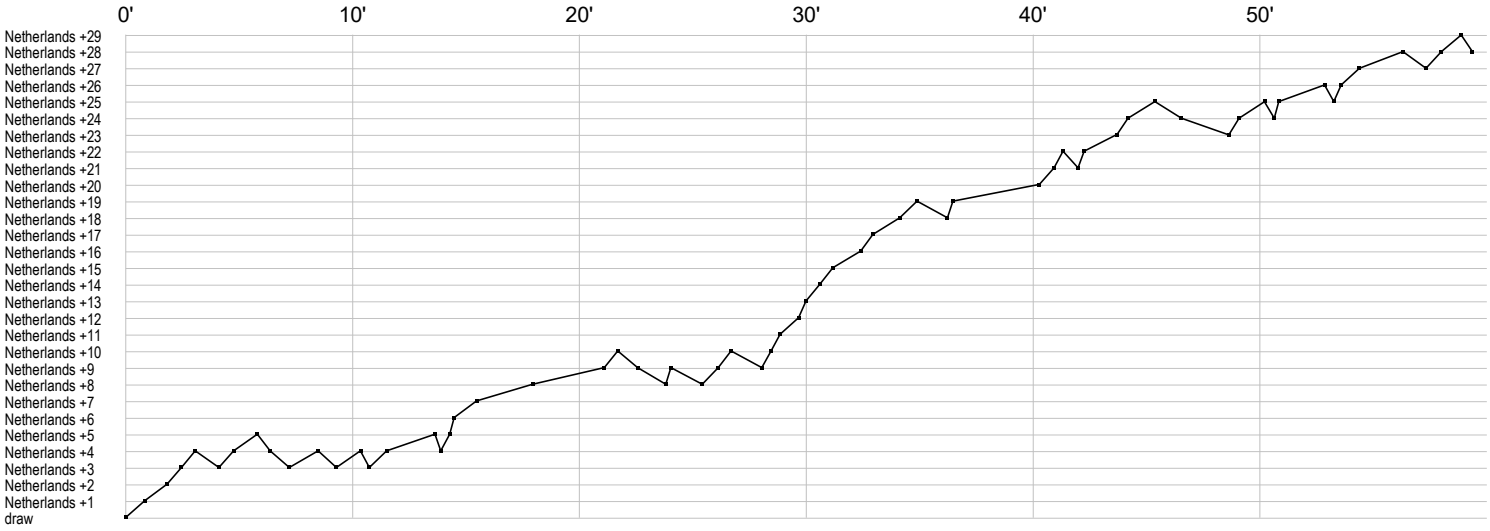

India



Netherlands



	In game	**g**	Goal scored	**f**	Missed shot	**a**	Assist	**t**	Technical faults	**b**	Steal
2	2min suspension	**e**	Eearned 7m	**c**	Commited 7m	**y**	Yellow card	**r**	Red Card	**k**	Blue card
i	Eearned 2min.	**x**	Block	**4**	4min suspension	**p**	Pass for clear chance	**s**	Saved shot	**r**	Received goal