





# 23rd IHF Women's Junior (U20) World Championship

## Slovenia (Celje and Laško)

### Final Round, 3-4. place



#### Match Team Statistics

Match No. 115

## Netherlands 31 - 20 Sweden

(16 - 12) (15 - 8)

3.7.2022. 15:00

Attendance: 250

Arena Zlatorog

Referees: Heidy Elsaied (EGY) / Yasmina Elsaied (EGY)

#### Shot distribution by player

6 R. Steverink

		0/1
1/1		

7 J. Loy

1/1		

9 R. Daleman

		1/1

1 post 1/1 lob

10 J. Van De Ruit

1/1		
2/2		2/3

14 J. Van Ingen

1/1		
0/1		

15 A. Verbraeken


1 miss.

16 L. Vlug


17 K. Molenaar

2/3		1/1
0/1		
2/2	0/1	3/3

4 post

18 F. Boeters

2/2		

20 L. Kuipers

1/1		1/2

1 post 1 miss.

21 B. Maarschalkerweerd

1/1		

22 P. Wolfs

1/1		2/2
1/1		

1 miss.

23 L. Van Vliet

		1/1
		1/1
		1/1

32 J. Van Der Helm

0/1		

#### TOTAL

5/6		5/6
1/2		1/1
10/12	0/1	7/9

6 post 3 miss. 1/1 lob

#### Saves distribution goalkeepers

1 S. Van Galen

4/9		1/3
3/5		2/3
3/7	1/1	2/5

2 B. Schanssema

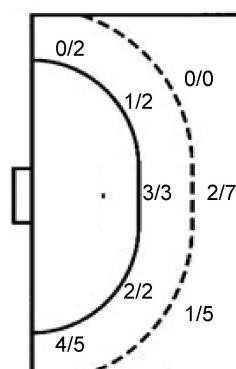
	1/1	

TOTAL

4/9		1/3
3/5	1/1	2/3
3/7	1/1	2/5

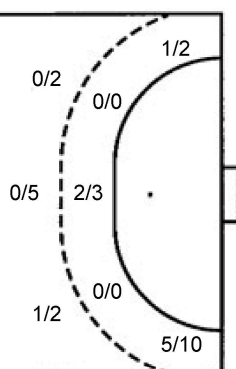
#### Shots by position

ATTACK



7m penalties 2/3  
 Fastbreak 2/2  
 Breakthrough 13/16  
 Long dist. 1/1

DEFENSE



7m penalties 2/6  
 Fastbreak 0/1  
 Breakthrough 9/13  
 Long dist. 0/2

#### Shooting statistics

Position	Goals	Sav.	Miss.	Post	Blk.	Total	%
Back (9m)	3	5	1	3	0	12	25
Line (6m)	6	0	1	0	0	7	86
Wing	4	1	1	1	0	7	57
7m penalties	2	0	0	1	0	3	67
Fastbreak	2	0	0	0	0	2	100
Breakthrough	13	2	0	1	0	16	81
Total	30	8	3	6	0	47	64

# Jersey number Tot. Total shooting 6m 6m (line) shooting 9m 9m shooting Wng Wing shooting FB Fastbreak sh. 7m 7m penalty sh.  
 Brk. Breakthrough sh. LD Long distance sh. As. Assists PC Pass clear chance E7 Earned 7m pen. TF Technical faults St. Steals  
 2m 2m punishments C7. Committed 7m E2 Earned 2m pun. YC. Yellow cards R/B Red/Blue cards Blk. Blocks S Starting Line-up

Handball statistics and livescore by Toma-soft ltd (www.toma-soft.hr)



# 23rd IHF Women's Junior (U20) World Championship

Slovenia (Celje and Laško)

Final Round, 3-4. place



Match Team Statistics

Match No. 115

## Netherlands 31 - 20 Sweden

(16 - 12) (15 - 8)

3.7.2022. 15:00

Attendance: 250

Arena Zlatorog

Referees: Heidy Elsaied (EGY) / Yasmina Elsaied (EGY)

### Sweden

#	Surname and name	S	Goals / shots								Attack					Def.			Penalties			TP		
			Tot.	%	9m	6m	Wing	7m	FB	Brk.	LD	As.	PC	E7	E2	TF	St.	C7	Blk	YC	2m		R	B
1	SCHJÖTT Tyra	S																						14:21
2	LEISSNER Elin													1										7:20
3	JOHANSSON Jennifer	S	1/5	20			1/2	0/1	0/1							1								52:10
4	ÖSTBLOM Johanna		1/2	50			1/2																	16:08
5	PETERSSON BERGSTEN Clara	S	5/8	63			4/7			1/1					2									43:41
6	SHOAI HALLBERG Ofelia		1/1	100		1/1							1				1							32:42
7	BLOMST Thea	S	2/4	50		1/2		1/2				1					1							49:23
8	AXNER Tyra	S	2/5	40	0/1			1/3				1			7									41:35
9	MUMBONGO Charité	S	2/7	29	0/2					2/4	0/1		2	1	1									47:55
10	WEDENBY Hanna																							
11	AKESSON Elin		0/1	0			0/1								1									
12	ASESKOG Agnes																							6:25
13	NUHANOVIC Emma		1/4	25	0/3					1/1		1	1	1										16:58
14	LINDBERG BLOHM Kajsa		2/4	50	1/3					1/1		2	2	2	3	1	1							34:08
15	HEIKKA Elin	S	3/5	60						3/5				1	2		1							25:20
16	POPAJA Hanna														1									31:54
	Team / bench																						1	
	UKUPNO		20/46	43	1/9	2/3	6/12	2/6	0/1	9/13	0/2	4	6	6	2	16	3	3	0	1	2	0	0	

#	Surname and name	Saves / shots								
		Tot.	%	9m	6m	Wing	7m	FB	Brk.	LD
1	SCHJÖTT Tyra	0/11	0	0/2	0/2	0/2	0/1	0/1	0/3	
12	ASESKOG Agnes	1/4	25	1/1				0/1	0/2	
16	POPAJA Hanna	7/23	30	4/5	0/4	1/3	0/1		2/10	
	TOTAL	8/38	21	5/8	0/6	1/5	0/2	1/2	2/15	0/0

Coach: Jesper Östlund

Number of attacks: 58, Efficiency: 34%, Average Duration: 34.43 seconds

### Attack by type of defense

	Shots	9m	6m	Wing	TF	E7	E2
On def. 6-0	18/37	1/9	2/3	6/12	16	6	2
Fastbreak	0/1				0	0	0

### Defense by type

	Total	9m	6m	Wing	Stl.	C7	2m
Def. 6-0	21/35	1/9	6/7	4/6	3	3	2
Def. 5-1	5/7	2/3	0/0	0/1	0	0	0
Fastbreak	2/2				0	0	0

### Attack with superiority / minority / goalkeeper out

	Attack				Reaction		
	Att.	Eff.	Shots	TF	FB	LD	Tot.
7 on 6 (GK out)	7	29%	2/5	2	0/0	1/1	1/1
6 on 6 (GK out)	2	0%	0/1	1	0/0	0/0	0/0
6 on 6	43	35%	15/32	11			
5 on 6	1	100%	1/1	0			
6 on 5	5	40%	2/3	2			

Player superiority / GK out counted at the end of attack (in case it changes during attack)

### Defense with superiority / minority / goalkeeper out

	Attack				Reaction		
	Att.	Eff.	Shots	TF	FB	LD	Tot.
6 on 6 (GK out)	4	25%	1/2	2	0/0	0/1	0/1
6 on 6	50	56%	28/42	8			
6 on 5	4	50%	2/4	0			

Numbers show attacking numbers of opponent. Lower efficiency of opponent means better defense of this team

# Jersey number Tot. Total shooting 6m 6m (line) shooting 9m 9m shooting Wng Wing shooting FB Fastbreak sh. 7m 7m penalty sh.  
 Brk. Breakthrough sh. LD Long distance sh. As. Assists PC Pass clear chance E7 Earned 7m pen. TF Technical faults St. Steals  
 2m 2m punishments C7. Committed 7m E2 Earned 2m pun. YC. Yellow cards R/B Red/Blue cards Blk. Blocks S Starting Line-up



# 23rd IHF Women's Junior (U20) World Championship

## Slovenia (Celje and Laško)

### Final Round, 3-4. place



#### Match Team Statistics

Match No. 115

## Netherlands 31 - 20 Sweden

(16 - 12) (15 - 8)

3.7.2022. 15:00

Attendance: 250

Arena Zlatorog

Referees: Heidy Elsaied (EGY) / Yasmina Elsaied (EGY)

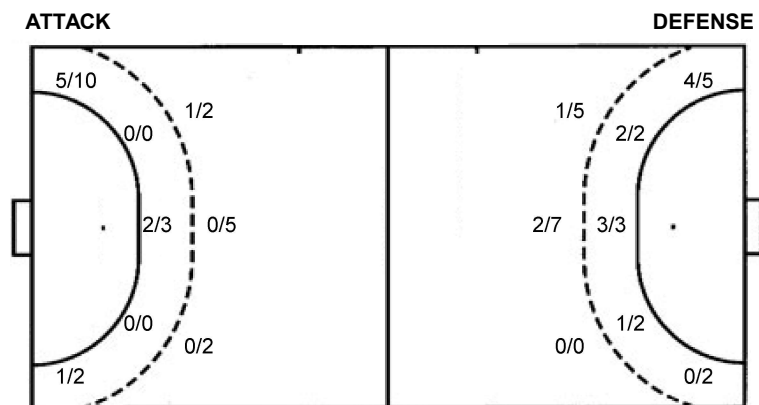
#### Shot distribution by player

<b>2 E. Leissner</b> [Table with 3 columns, 3 rows]	<b>3 J. Johansson</b> [Table with 3 columns, 3 rows] 2 post	<b>4 J. Östblom</b> [Table with 3 columns, 3 rows] 1/1 lob	<b>5 C. Petersson Bergsten</b> [Table with 3 columns, 3 rows] 1 post 2/2 lob	<b>6 O. Shoai Hallberg</b> [Table with 3 columns, 3 rows]	<b>7 T. Blomst</b> [Table with 3 columns, 3 rows] 1 post	<b>8 T. Axné</b> [Table with 3 columns, 3 rows] 2 post
<b>9 C. Mumbongo</b> [Table with 3 columns, 3 rows] 2 post	<b>10 H. Wedenby</b> [Table with 3 columns, 3 rows]	<b>11 E. Akesson</b> [Table with 3 columns, 3 rows]	<b>13 E. Nuhanovic</b> [Table with 3 columns, 3 rows] 1 miss.	<b>14 K. Lindberg Blohm</b> [Table with 3 columns, 3 rows]	<b>15 E. Heikka</b> [Table with 3 columns, 3 rows]	<b>TOTAL</b> [Table with 3 columns, 3 rows] 8 post 1 miss. 3/3 lob

#### Saves distribution goalkeepers

<b>1 T. Schjött</b> [Table with 3 columns, 3 rows]	<b>12 A. Aleskog</b> [Table with 3 columns, 3 rows]	<b>16 H. Popaja</b> [Table with 3 columns, 3 rows]	<b>TOTAL</b> [Table with 3 columns, 3 rows]
---	--	---	--

#### Shots by position



#### Shooting statistics

Position	Goals	Sav.	Miss.	Post	Blk.	Total	%
Back (9m)	1	6	1	1	0	9	11
Line (6m)	2	1	0	0	0	3	67
Wing	6	5	0	1	0	12	50
7m penalties	2	0	0	4	0	6	33
Fastbreak	0	1	0	0	0	1	0
Breakthrough	9	4	0	0	0	13	69
<b>Total</b>	<b>20</b>	<b>17</b>	<b>1</b>	<b>6</b>	<b>0</b>	<b>44</b>	<b>45</b>

7m penalties 2/6  
Fastbreak 0/1  
Breakthrough 9/13  
Long dist. 0/2

7m penalties 2/3  
Fastbreak 2/2  
Breakthrough 13/16  
Long dist. 1/1

# Jersey number Tot. Total shooting 6m 6m (line) shooting 9m 9m shooting Wng Wing shooting FB Fastbreak sh. 7m 7m penalty sh.  
Brk. Breakthrough sh. LD Long distance sh. As. Assists PC Pass clear chance E7 Earned 7m pen. TF Technical faults St. Steals  
2m 2m punishments C7. Committed 7m E2 Earned 2m pun. YC. Yellow cards R/B Red/Blue cards Blk. Blocks S Starting Line-up



# 23rd IHF Women's Junior (U20) World Championship

## Slovenia (Celje and Laško)

### Final Round, 3-4. place



#### Match Team Statistics

Match No. 115

### Netherlands 31 - 20 Sweden

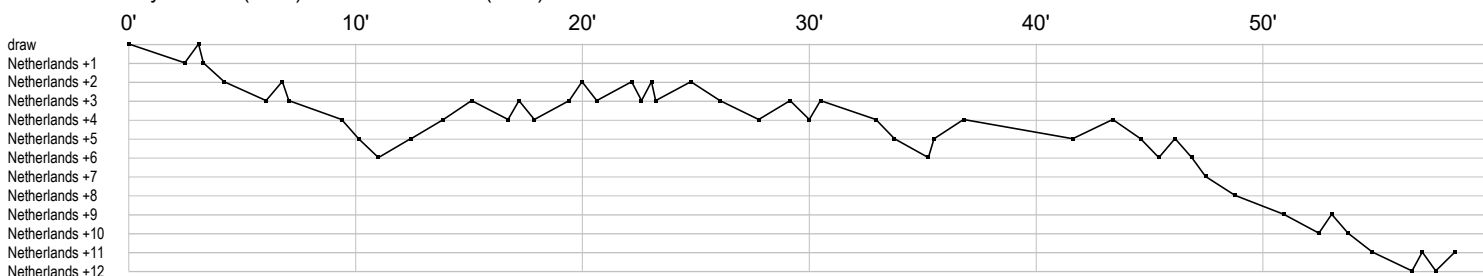
(16 - 12) (15 - 8)

3.7.2022. 15:00

Attendance: 250

Arena Zlatorog

Referees: Heidy Elsaied (EGY) / Yasmina Elsaied (EGY)



#### Netherlands

1 Van Galen S	r s s r s s r r r r r r r s r r s r    s r r r s s r r s s r s s r s r r
2 Schanssema	
6 Steverink R	g f b
7 Loy J	c t j g i e t a
9 Daleman R	g f g 2 2
10 Van De Ruit J	t t f e g g g g g
14 Van Ingen J	f g
15 Verbraeken A	fb t
16 Vlugg L	
17 Molenaar K	f a g g c g p f g f a g f g t t g a f f f a g c
18 Boeters F	g c g t
20 Kuipers L	f a c g y f f p t g c
21 Maarschalkerv	
22 Wolfs P	g g e g g f
23 Van Vliet L	g g g
32 Van Der Helm	f

#### Sweden

1 Schjött T	r r r r r r r r r r r r r
2 Leissner E	t
3 Johansson J	f f g f bf
4 Östblom J	f g
5 Petersson	g g f g g t g f t f
6 Shoai	2 c e g
7 Blomst T	fg 2c p g
8 Axné T	f t t t g t f t t g f a t
9 Mumbongo C	p e f f g f g f f p t
10 Wedenby H	
11 Akesson E	f t
12 Aleskog A	r r r s
13 Nuhanovic E	a f p f e f
14 Lindberg	t a e t p f a c g g p b t e
15 Heikka E	b g e f gi f i g
16 Popaja H	s t r r r r r r s s s r r r s r r s s r r r

In game	<b>g</b> Goal scored	<b>f</b> Missed shot	<b>a</b> Assist	<b>t</b> Technical faults	<b>b</b> Steal
<b>2</b> 2min suspension	<b>e</b> Earned 7m	<b>c</b> Committed 7m	<b>y</b> Yellow card	<b>r</b> Red Card	<b>k</b> Blue card
<b>i</b> Earned 2min.	<b>x</b> Block	<b>4</b> 4min suspension	<b>p</b> Pass for clear chance	<b>s</b> Saved shot	<b>r</b> Received goal