



23rd IHF Women's Junior (U20) World Championship

Slovenia (Celje and Laško)

Final Round, 15-16. place



Match Team Statistics

Match No. 104

Tunisia 26 - 28 Egypt

(13 - 17) (13 - 11)

1.7.2022. 14:30

Attendance: 30

Arena Tri Lilije

Referees: Karim Gasmi (FRA) / Raouf Gasmi (FRA)

Tunisia

Players		Goals / shots									Attack				Def.			Penalties				TP		
#	Surname and name	S	Tot.	%	9m	6m	Wing	7m	FB	Brk.	LD	As.	PC	E7	E2	TF	St.	C7	Blk	YC	2m		R	B
2	KRIZ Rahma		0/1	0			0/1									1		1						10:36
7	SALLAMI Amani		2/5	40	0/1		2/4											1						30:04
9	YAACOUB Ons	S	4/4	100		4/4						1				1								49:40
11	JENZERI Amal	S	4/6	67		3/3	1/3																	36:12
12	MEJRI Marwa	S																						59:46
14	JLASSI Ghofrane																							
15	LIMEM Nihed	S	4/9	44	2/6	0/1			1/1	1/1		1	2	1		4								51:22
18	BEN HASSINE Salma	S	6/6	100	1/1			4/4		1/1		7	5			4	1	1	1					45:31
19	LAHMAR Samar																							18:57
22	TROUDI Maissa	S	0/3	0			0/3																	18:01
26	OUERTANI Anwar	S	5/8	63	2/4	1/1	1/1			1/2		1	1	3	1	2	2					1		58:04
33	FALLAH Oumaima		1/2	50			1/1		0/1			1				1								41:47
Team / bench																								
UKUPNO			26/44	59	5/12	8/9	5/13	4/4	1/2	3/4	0/0	11	8	4	1	13	3	3	1	0	1	0	0	0

Goalkeepers		Saves / shots								
#	Surname and name	Tot.	%	9m	6m	Wing	7m	FB	Brk.	LD
12	MEJRI Marwa	10/38	26	2/10	2/2	4/7	0/3	0/2	2/14	
TOTAL		10/38	26	2/10	2/2	4/7	0/3	0/2	2/14	0/0

Coach: Ahmed Ben Mahmoud

Number of attacks: 54, Efficiency: 48%, Average Duration: 30.94 seconds

Attack by type of defense

	Shots	9m	6m	Wing	TF	E7	E2
On def. 6-0	21/38	5/12	8/9	5/13	13	4	1
Fastbreak	1/2				0	0	0

Defense by type

	Total	9m	6m	Wing	Stl.	C7	2m
Def. 6-0	12/27	5/14	0/1	1/4	2	1	1
Def. 5-1	11/16	3/5	0/1	2/3	1	2	0
Fastbreak	2/2				0	0	0

Attack with superiority / minority / goalkeeper out

	Attack				Reaction		
	Att.	Eff.	Shots	TF	FB	LD	Tot.
6 on 6	50	46%	23/38	12			
6 on 5	2	100%	2/2	0			
5 on 6	2	50%	1/1	1			

Player superiority / GK out counted at the end of attack (in case it changes during attack)

Defense with superiority / minority / goalkeeper out

	Attack				Reaction		
	Att.	Eff.	Shots	TF	FB	LD	Tot.
6 on 6	51	49%	25/43	8			
5 on 6	2	100%	2/2	0			
6 on 5	2	50%	1/2	0			

Numbers show attacking numbers of opponent. Lower efficiency of opponent means better defense of this team

Jersey number Tot. Total shooting 6m 6m (line) shooting 9m 9m shooting Wng Wing shooting FB Fastbreak sh. 7m 7m penalty sh.
 Brk. Breakthrough sh. LD Long distance sh. As. Assists PC Pass clear chance E7 Earned 7m pen. TF Technical faults St. Steals
 2m 2m punishments C7. Committed 7m E2 Earned 2m pun. YC. Yellow cards R/B Red/Blue cards Blk. Blocks S Starting Line-up

Handball statistics and livescore by Toma-soft ltd (www.toma-soft.hr)



23rd IHF Women's Junior (U20) World Championship

Slovenia (Celje and Laško)

Final Round, 15-16. place



Match Team Statistics

Match No. 104

Tunisia 26 - 28 Egypt

(13 - 17) (13 - 11)

1.7.2022. 14:30

Attendance: 30

Arena Tri Lilije

Referees: Karim Gasmi (FRA) / Raouf Gasmi (FRA)

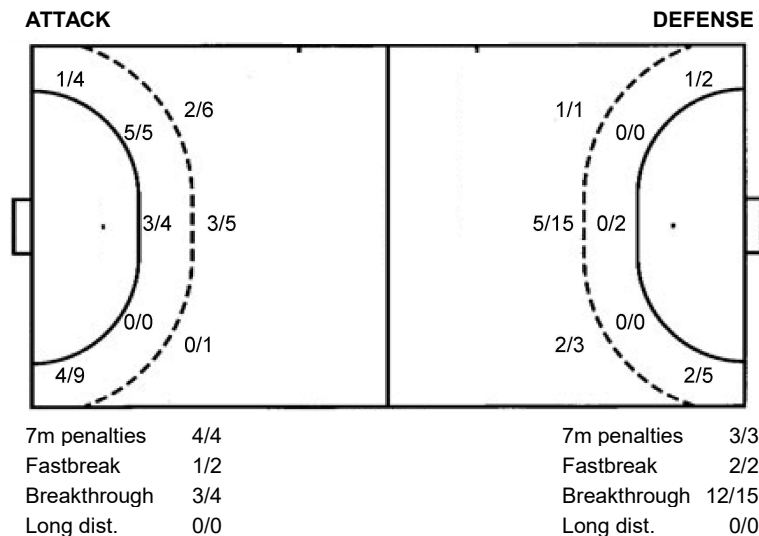
Shot distribution by player

2 R. Kriz	7 A. Sallami	9 O. Yaacoub	11 A. Jenzeri	14 G. Jlassi	15 N. Limem	18 S. Ben Hassine																																																															
<table border="1"><tr><td></td><td></td><td></td></tr><tr><td>0/1</td><td></td><td></td></tr><tr><td></td><td></td><td></td></tr></table>				0/1						<table border="1"><tr><td></td><td></td><td></td></tr><tr><td></td><td></td><td>0/1</td></tr><tr><td>0/1</td><td></td><td>2/2</td></tr></table> 1 post						0/1	0/1		2/2	<table border="1"><tr><td>1/1</td><td></td><td></td></tr><tr><td></td><td></td><td></td></tr><tr><td>2/2</td><td></td><td>1/1</td></tr></table>	1/1						2/2		1/1	<table border="1"><tr><td>2/2</td><td>0/1</td><td></td></tr><tr><td>1/1</td><td></td><td></td></tr><tr><td>1/1</td><td></td><td></td></tr></table> 0/1 lob	2/2	0/1		1/1			1/1			<table border="1"><tr><td></td><td></td><td></td></tr><tr><td></td><td></td><td></td></tr><tr><td></td><td></td><td></td></tr></table>										<table border="1"><tr><td></td><td></td><td>1/1</td></tr><tr><td></td><td>0/2</td><td></td></tr><tr><td>2/3</td><td>0/1</td><td>1/2</td></tr></table>			1/1		0/2		2/3	0/1	1/2	<table border="1"><tr><td></td><td></td><td></td></tr><tr><td>1/1</td><td></td><td>2/2</td></tr><tr><td>1/1</td><td></td><td>2/2</td></tr></table>				1/1		2/2	1/1		2/2
0/1																																																																					
		0/1																																																																			
0/1		2/2																																																																			
1/1																																																																					
2/2		1/1																																																																			
2/2	0/1																																																																				
1/1																																																																					
1/1																																																																					
		1/1																																																																			
	0/2																																																																				
2/3	0/1	1/2																																																																			
1/1		2/2																																																																			
1/1		2/2																																																																			
19 S. Lahmar	22 M. Troudi	26 A. Ouertani	33 O. Fallah	TOTAL																																																																	
<table border="1"><tr><td></td><td></td><td></td></tr><tr><td></td><td></td><td></td></tr><tr><td></td><td></td><td></td></tr></table>										<table border="1"><tr><td></td><td></td><td></td></tr><tr><td>0/1</td><td></td><td></td></tr><tr><td></td><td>0/1</td><td></td></tr></table> 1 miss.				0/1				0/1		<table border="1"><tr><td>1/1</td><td></td><td></td></tr><tr><td>0/1</td><td></td><td></td></tr><tr><td>1/1</td><td></td><td>3/3</td></tr></table> 1 post 1 block	1/1			0/1			1/1		3/3	<table border="1"><tr><td></td><td></td><td></td></tr><tr><td></td><td></td><td></td></tr><tr><td>1/1</td><td></td><td>0/1</td></tr></table>							1/1		0/1	<table border="1"><tr><td>4/4</td><td>0/1</td><td>1/1</td></tr><tr><td>2/4</td><td>0/3</td><td>2/3</td></tr><tr><td>8/10</td><td>0/2</td><td>9/11</td></tr></table> 2 post 1 miss. 1 block 0/1 lob	4/4	0/1	1/1	2/4	0/3	2/3	8/10	0/2	9/11																				
0/1																																																																					
	0/1																																																																				
1/1																																																																					
0/1																																																																					
1/1		3/3																																																																			
1/1		0/1																																																																			
4/4	0/1	1/1																																																																			
2/4	0/3	2/3																																																																			
8/10	0/2	9/11																																																																			

Saves distribution goalkeepers

12 M. Mejri	TOTAL																		
<table border="1"><tr><td>0/4</td><td>1/2</td><td>0/4</td></tr><tr><td>3/9</td><td>1/1</td><td>3/7</td></tr><tr><td>1/3</td><td>1/1</td><td>0/7</td></tr></table>	0/4	1/2	0/4	3/9	1/1	3/7	1/3	1/1	0/7	<table border="1"><tr><td>0/4</td><td>1/2</td><td>0/4</td></tr><tr><td>3/9</td><td>1/1</td><td>3/7</td></tr><tr><td>1/3</td><td>1/1</td><td>0/7</td></tr></table>	0/4	1/2	0/4	3/9	1/1	3/7	1/3	1/1	0/7
0/4	1/2	0/4																	
3/9	1/1	3/7																	
1/3	1/1	0/7																	
0/4	1/2	0/4																	
3/9	1/1	3/7																	
1/3	1/1	0/7																	

Shots by position



Shooting statistics

Position	Goals	Sav.	Miss.	Post	Blk.	Total	%
Back (9m)	5	5	0	1	1	12	42
Line (6m)	8	1	0	0	0	9	89
Wing	5	7	1	0	0	13	38
7m penalties	4	0	0	0	0	4	100
Fastbreak	1	1	0	0	0	2	50
Breakthrough	3	0	0	1	0	4	75
Total	26	14	1	2	1	44	59

Jersey number Tot. Total shooting 6m 6m (line) shooting 9m 9m shooting Wng Wing shooting FB Fastbreak sh. 7m 7m penalty sh.
 Brk. Breakthrough sh. LD Long distance sh. As. Assists PC Pass clear chance E7 Earned 7m pen. TF Technical faults St. Steals
 2m 2m punishments C7. Committed 7m E2 Earned 2m pun. YC. Yellow cards R/B Red/Blue cards Blk. Blocks S Starting Line-up



23rd IHF Women's Junior (U20) World Championship

Slovenia (Celje and Laško)

Final Round, 15-16. place



Match Team Statistics

Match No. 104

Tunisia 26 - 28 Egypt

(13 - 17) (13 - 11)

1.7.2022. 14:30

Attendance: 30

Arena Tri Lilije

Referees: Karim Gasmi (FRA) / Raouf Gasmi (FRA)

Shot distribution by player

4 A. Accoush

8 M. Ibrahim

		1/1
1/2		1/1

10 S. Ismail

		1/1

11 L. Abdalla

		0/1
	0/1	

14 A. Ahmed

21 M. Maklad

0/1		

1 post

25 M. Seoudy

3/3	1/1	2/2
1/1		0/1
1/1		1/1

1 post 1 miss.

28 N. Abdelrahman

1 miss.

44 M. Ibrahim

66 Y. Mahmoud

1/1		1/2
1/1		3/3

1 post 1 miss.

74 M. Ismail

77 S. Ahmed

		1/1
1/1		2/2
0/1		2/2

2 miss.

90 N. Ibrahim

1/1		
2/2		

1 miss. 1 block

99 J. Abdelkader

	0/1	
0/1	0/1	

TOTAL

4/4	1/2	4/4
6/9	0/1	4/7
2/3	0/1	7/7

3 post 6 miss. 1 block

Saves distribution goalkeepers

1 Y. Taha

		0/2

16 M. Osman

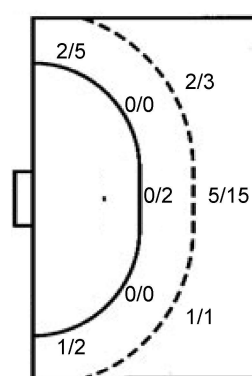
0/4	1/1	0/1
2/4	3/3	1/3
2/10	2/2	2/9

TOTAL

0/4	1/1	0/1
2/4	3/3	1/3
2/10	2/2	2/11

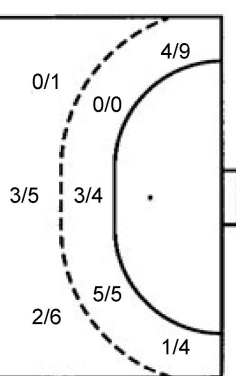
Shots by position

ATTACK



7m penalties 3/3
Fastbreak 2/2
Breakthrough 12/15
Long dist. 0/0

DEFENSE



7m penalties 4/4
Fastbreak 1/2
Breakthrough 3/4
Long dist. 0/0

Shooting statistics

Position	Goals	Sav.	Miss.	Post	Blk.	Total	%
Back (9m)	8	2	6	2	1	19	42
Line (6m)	0	2	0	0	0	2	0
Wing	3	4	0	0	0	7	43
7m penalties	3	0	0	0	0	3	100
Fastbreak	2	0	0	0	0	2	100
Breakthrough	12	2	0	1	0	15	80
Total	28	10	6	3	1	48	58

Jersey number Tot. Total shooting 6m 6m (line) shooting 9m 9m shooting Wng Wing shooting FB Fastbreak sh. 7m 7m penalty sh.
Brk. Breakthrough sh. LD Long distance sh. As. Assists PC Pass clear chance E7 Earned 7m pen. TF Technical faults St. Steals
2m 2m punishments C7. Committed 7m E2 Earned 2m pun. YC. Yellow cards R/B Red/Blue cards Blk. Blocks S Starting Line-up

Handball statistics and livescore by Toma-soft ltd (www.toma-soft.hr)

