



23rd IHF Women's Junior (U20) World Championship

Slovenia (Celje and Laško)

Final Round, 13-14. place



Match Team Statistics

Match No. 103

Slovenia 16 - 31 France

(7 - 16) (9 - 15)

1.7.2022. 16:00

Attendance: 100

Arena Zlatorog

Referees: Andrej Budzak (SVK) / Michal Zahradnik (SVK)

Slovenia

#	Surname and name	S	Goals / shots								Attack				Def.			Penalties			TP				
			Tot.	%	9m	6m	Wing	7m	FB	Brk.	LD	As.	PC	E7	E2	TF	St.	C7	Blk	YC		2m	R	B	
3	BARUKČIČ Ivona	S	1/4	25	0/2																			33:54	
4	KOLOBARIČ Anja																1							14:44	
5	ŽENER Tjaša		2/2	100																				15:19	
7	ZULIČ Azra		1/2	50	1/2																			20:04	
8	TOMC Tia		0/1	0	0/1											1								26:14	
9	OCEPEK Nika		2/4	50	1/3					1/1														26:06	
10	NOVAK Erin	S	5/11	45	4/9											1								47:10	
11	KOGOVŠEK Tinkara																1							56:00	
12	ĐAJIČ Dijana	S																						28:17	
13	POLAK Neja	S																						9:15	
14	MARKOVIČ Ema Marija	S	3/6	50	1/1			1/4																59:14	
16	KURALT Karin																							29:58	
18	ČERNIGOJ Nena	S	2/2	100					2/2															3:27	
19	ARTELJ Lana	S																						5:20	
20	DOBNIK Nika																							9:19	
99	KLEMENČIČ Valentina Tina		0/3	0	0/1	0/2																		35:39	
	Team / bench																								
	UKUPNO		16/35	46	7/19	0/2	1/5	2/2	2/2	4/5	0/0	0	2	2	2	20	3	3	0	0	4	0	0		

#	Surname and name	Saves / shots								
		Tot.	%	9m	6m	Wing	7m	FB	Brk.	LD
12	ĐAJIČ Dijana	2/21	10	1/3	0/4	1/4	0/1	0/5	0/4	
16	KURALT Karin	2/14	14	1/4	1/2	0/3	0/2	0/1	0/2	
	TOTAL	4/35	11	2/7	1/6	1/7	0/3	0/6	0/6	0/0

Coach: **Sebastijan Oblak**

Number of attacks: 53, Efficiency: 30%, Average Duration: 43.89 seconds

Attack by type of defense

	Shots	9m	6m	Wing	TF	E7	E2
On def. 6-0	12/31	7/19	0/2	1/5	20	2	2
Fastbreak	2/2				0	0	0

Defense by type

	Total	9m	6m	Wing	Stl.	C7	2m
Def. 6-0	4/8	2/4	1/2	0/1	1	1	2
Def. 5-1	18/25	3/7	4/4	6/8	2	2	2
Fastbreak	6/9				0	0	0

Attack with superiority / minority / goalkeeper out

	Attack				Reaction		
	Att.	Eff.	Shots	TF	FB	LD	Tot.
6 on 6	45	36%	16/28	17			
6 on 5	2	0%	0/2	0			
5 on 6	6	0%	0/3	3			

Player superiority / GK out counted at the end of attack (in case it changes during attack)

Defense with superiority / minority / goalkeeper out

	Attack				Reaction		
	Att.	Eff.	Shots	TF	FB	LD	Tot.
6 on 6	43	53%	23/34	9			
5 on 6	2	50%	1/2	0			
6 on 5	9	78%	7/9	0			

Numbers show attacking numbers of opponent. Lower efficiency of opponent means better defense of this team

Jersey number Tot. Total shooting 6m 6m (line) shooting 9m 9m shooting Wng Wing shooting FB Fastbreak sh. 7m 7m penalty sh.
 Brk. Breakthrough sh. LD Long distance sh. As. Assists PC Pass clear chance E7 Earned 7m pen. TF Technical faults St. Steals
 2m 2m punishments C7. Committed 7m E2 Earned 2m pun. YC. Yellow cards R/B Red/Blue cards Blk. Blocks S Starting Line-up

Handball statistics and livescore by Toma-soft ltd (www.toma-soft.hr)



23rd IHF Women's Junior (U20) World Championship

Slovenia (Celje and Laško)

Final Round, 13-14. place



Match Team Statistics

Match No. 103

Slovenia 16 - 31 France

(7 - 16) (9 - 15)

1.7.2022. 16:00

Attendance: 100

Arena Zlatorog

Referees: Andrej Budzak (SVK) / Michal Zahradnik (SVK)

Shot distribution by player

3 I. Barukčić	4 A. Kolobaric	5 T. Žener	7 A. Zulić	8 T. Tomc	9 N. Ocepek	10 E. Novak
1/2 0/1 0/1		1/1 1/1	1/1 1 miss.	1 post	0/1 1/2 1/1	2/2 1/2 0/2 1/1 3 miss.
11 T. Kogovšek	13 N. Polak	14 E. Marković	18 N. Černigoj	19 L. Artelj	20 N. Dobnik	99 V. Klemenčič
		2/3 1/1 0/1 1 miss.	1/1 1/1			0/1 0/1 0/1

TOTAL

2/2	0/1	1/1
1/2	0/1	4/8
3/6	2/4	3/4

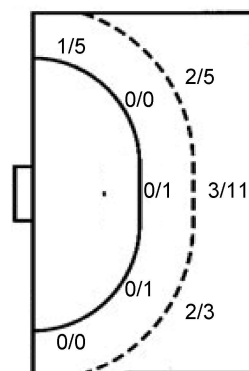
1 post 5 miss.

Saves distribution goalkeepers

12 D. Đajić	16 K. Kuralt	TOTAL
0/2 0/1 1/2 0/3 1/4 0/4 0/4	0/3 0/1 0/2 1/2 0/1 0/1 1/4	0/5 0/2 1/4 1/5 0/1 1/5 1/8 0/4

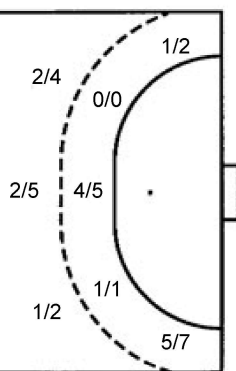
Shots by position

ATTACK



7m penalties	2/2
Fastbreak	2/2
Breakthrough	4/5
Long dist.	0/0

DEFENSE



7m penalties	3/3
Fastbreak	6/9
Breakthrough	6/7
Long dist.	0/0

Shooting statistics

Position	Goals	Sav.	Miss.	Post	Blk.	Total	%
Back (9m)	7	7	4	1	0	19	37
Line (6m)	0	2	0	0	0	2	0
Wing	1	3	1	0	0	5	20
7m penalties	2	0	0	0	0	2	100
Fastbreak	2	0	0	0	0	2	100
Breakthrough	4	1	0	0	0	5	80
Total	16	13	5	1	0	35	46

Jersey number Tot. Total shooting 6m 6m (line) shooting 9m 9m shooting Wng Wing shooting FB Fastbreak sh. 7m 7m penalty sh.
 Brk. Breakthrough sh. LD Long distance sh. As. Assists PC Pass clear chance E7 Earned 7m pen. TF Technical faults St. Steals
 2m 2m punishments C7. Committed 7m E2 Earned 2m pun. YC. Yellow cards R/B Red/Blue cards Blk. Blocks S Starting Line-up



23rd IHF Women's Junior (U20) World Championship

Slovenia (Celje and Laško)

Final Round, 13-14. place



Match Team Statistics

Match No. 103

Slovenia 16 - 31 France

(7 - 16) (9 - 15)

1.7.2022. 16:00

Attendance: 100

Arena Zlatorog

Referees: Andrej Budzak (SVK) / Michal Zahradnik (SVK)

France

#	Surname and name	S	Goals / shots								Attack				Def.			Penalties				TP	
			Tot.	%	9m	6m	Wing	7m	FB	Brk.	LD	As.	PC	E7	E2	TF	St.	C7	Blk	YC	2m		R
4	DELAYE Siobann		3/5	60			3/3		0/2						2								29:18
5	FRACHON Albane		0/1	0			0/1																10:22
6	GRANDVEAU Lena	S	3/3	100					1/1	2/2		4	1	1	1	1		1					35:13
7	KROMOSKA Romane		1/1	100	1/1												1						10:35
8	MLAMALI Zaliata	S	1/3	33			1/2		0/1								1				1		22:19
9	TSHIMANGA Kiara		1/1	100					1/1						1								27:12
10	MODENEL Lucie	S	4/7	57	1/3					3/4		5	2			2							38:20
12	HALTER Melanie																						30:00
14	CHAMBONNIER Cassidy		3/5	60	0/2			3/3				1											10:45
16	KABEYA TSHISOLA Jemima	S											1										30:00
17	KANOUTE Coura	S	3/5	60	2/4					1/1		1			1	1							37:56
18	ARDOUIN Naemi																						10:04
20	GAYET Maureen	S	3/4	75			2/3		1/1														20:13
21	FAUVARQUE Laura														1		1				1		47:43
22	MATHON Helena		1/2	50		0/1			1/1						1								13:00
23	BOUKTIT Sarah	S	8/8	100	1/1	5/5			2/2					2	1		2						47:00
	Team / bench																						
	UKUPNO		31/45	69	5/11	5/6	6/9	3/3	6/9	6/7	0/0	11	4	3	3	9	4	2	0	0	2	0	0

#	Surname and name	Saves / shots								
		Tot.	%	9m	6m	Wing	7m	FB	Brk.	LD
12	HALTER Melanie	5/14	36	4/7		0/1		0/2	1/4	
16	KABEYA TSHISOLA Jemima	8/15	53	3/7	2/2	3/3	0/2		0/1	
	TOTAL	13/29	45	7/14	2/2	3/4	0/2	0/2	1/5	0/0

Coach: Eric Baradat

Number of attacks: 54, Efficiency: 57%, Average Duration: 23.28 seconds

Attack by type of defense

	Shots	9m	6m	Wing	TF	E7	E2
On def. 6-0	4/8	2/4	1/2	0/1	4	1	1
On def. 5-1	18/25	3/7	4/4	6/8	5	2	2
Fastbreak	6/9				0	0	0

Defense by type

	Total	9m	6m	Wing	Stl.	C7	2m
Def. 6-0	12/31	7/19	0/2	1/5	4	2	2
Fastbreak	2/2				0	0	0

Attack with superiority / minority / goalkeeper out

	Attack				Reaction		
	Att.	Eff.	Shots	TF	FB	LD	Tot.
6 on 6	43	53%	23/34	9			
5 on 6	2	50%	1/2	0			
6 on 5	9	78%	7/9	0			

Player superiority / GK out counted at the end of attack (in case it changes during attack)

Defense with superiority / minority / goalkeeper out

	Attack				Reaction		
	Att.	Eff.	Shots	TF	FB	LD	Tot.
6 on 6	45	36%	16/28	17			
6 on 5	2	0%	0/2	0			
5 on 6	6	0%	0/3	3			

Numbers show attacking numbers of opponent. Lower efficiency of opponent means better defense of this team

Jersey number Tot. Total shooting 6m 6m (line) shooting 9m 9m shooting Wng Wing shooting FB Fastbreak sh. 7m 7m penalty sh.
 Brk. Breakthrough sh. LD Long distance sh. As. Assists PC Pass clear chance E7 Earned 7m pen. TF Technical faults St. Steals
 2m 2m punishments C7. Committed 7m E2 Earned 2m pun. YC. Yellow cards R/B Red/Blue cards Blk. Blocks S Starting Line-up



23rd IHF Women's Junior (U20) World Championship

Slovenia (Celje and Laško)

Final Round, 13-14. place



Match Team Statistics

Match No. 103

Slovenia 16 - 31 France

(7 - 16) (9 - 15)

1.7.2022. 16:00

Attendance: 100

Arena Zlatorog

Referees: Andrej Budzak (SVK) / Michal Zahradnik (SVK)

Shot distribution by player

4 S. Delaye 2/2 1/1 1 post 1 miss.	5 A. Frachon 0/1	6 L. Grandveau 2/2 1/1	7 R. Kromoska 1/1	8 Z. Mlamali 1/1 2 miss.	9 K. Tshimanga 1/1	10 L. Modenel 1/1 1/1 2/2 3 miss.
14 C. Chambonnier 2/2 1/1 0/1 1 post	17 C. Kanoute 1/1 0/1 2/2 1 post	18 N. Ardouin	20 M. Gayet 1/1 1 post 1/1 lob	21 L. Fauvarque	22 H. Mathon 0/1 1/1	23 S. Boukhit 1/1 1/1 1/1 3/3 1/1

TOTAL

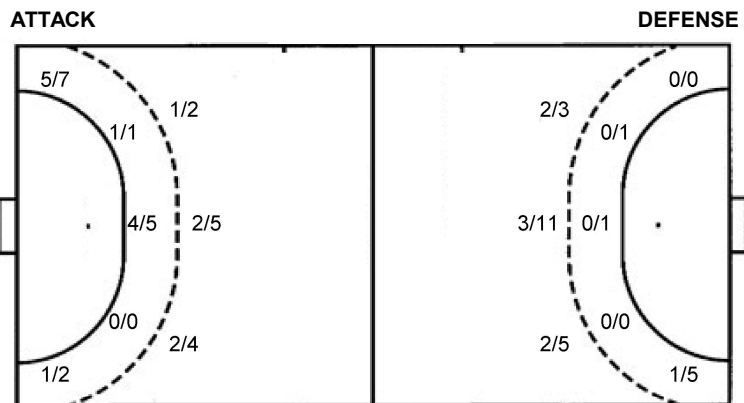
5/5	2/2	3/4
4/5	1/1	
4/5	7/8	4/4

4 post 6 miss. 1/1 lob

Saves distribution goalkeepers

12 M. Halter 1/1 0/1 2/5 1/2 1/3 0/2	16 J. Kabeya Tshisola 0/2 1/2 1/1 2/3 2/4 1/1 1/2	TOTAL 0/2 1/1 0/1 1/2 1/1 4/8 3/6 2/4 1/4
--	---	---

Shots by position



7m penalties	3/3	7m penalties	2/2
Fastbreak	6/9	Fastbreak	2/2
Breakthrough	6/7	Breakthrough	4/5
Long dist.	0/0	Long dist.	0/0

Shooting statistics

Position	Goals	Sav.	Miss.	Post	Blk.	Total	%
Back (9m)	5	2	2	2	0	11	45
Line (6m)	5	1	0	0	0	6	83
Wing	6	1	1	1	0	9	67
7m penalties	3	0	0	0	0	3	100
Fastbreak	6	0	2	1	0	9	67
Breakthrough	6	0	1	0	0	7	86
Total	31	4	6	4	0	45	69

Jersey number Tot. Total shooting 6m 6m (line) shooting 9m 9m shooting Wng Wing shooting FB Fastbreak sh. 7m 7m penalty sh.
 Brk. Breakthrough sh. LD Long distance sh. As. Assists PC Pass clear chance E7 Earned 7m pen. TF Technical faults St. Steals
 2m 2m punishments C7. Committed 7m E2 Earned 2m pun. YC. Yellow cards R/B Red/Blue cards Blk. Blocks S Starting Line-up

