23rd IHF Women's Junior (U20) World Championship

Slovenia (Celje and Laško)

Final Round, Semifinals

Match Team Statistics

Match No. 101

Sweden 25 - 33 Hungary

(14 - 15) (11 - 18)

1.7.2022. 20:30
Attendance: 250
Arena Zlatorog

Referees: Amar Konjicanin (BIH) / Dino Konjicanin (BIH)

Sweden

Players			Goals / shots									Attack					Def.			Penalties				TP
#	Surname and name	S	Tot.	%	9m	6m	Wing	7m	FB	Brk.	LD	As.	PC	E7	E2	TF	St.	C7	Blk	YC	2m	R	B	
1	SCHJÖTT Tyra	S																						22:06
2	LEISSNER Elin																							2:45
3	JOHANSSON Jennifer	S	1/2	50			1/1		0/1									1			1			52:36
4	ÖSTBLOM Johanna																							0:02
5	PETERSSON BERGSTEN Clara	S	3/6	50			3/6										1							51:44
6	SHOAI HALLBERG Ofelia		1/1	100		1/1								1	1									29:40
7	BLOMST Thea	S	4/5	80		4/5										2		1			1			44:44
8	AXNÉR Tyra	S	6/18	33	3/12			2/4		1/2		2			2	3		2						42:21
9	MUMBONGO Charité	S	3/4	75	1/1				1/1	1/2				2		3	2							39:07
10	WEDENBY Hanna																							
11	AKESSON Elin																							
12	ASESKOG Agnes																							2:52
13	NUHANOVIC Emma		3/5	60	2/4					1/1		4	5			1								22:07
14	LINDBERG BLOHM Kajsa	S	4/5	80	1/1		1/2			2/2		1		1		2		1						35:08
15	HEIKKA Elin																1							7:29
16	POPAJA Hanna		0/1	0							0/1													18:19
	Team / bench																			1				
	UKUPNO		25/47	53	7/18	5/6	5/9	2/4	1/2	5/7	0/1	7	5	4	3	11	4	5	0	1	2	0	0	

Goalkeepers		Saves / shots								
#.	Surname and name	Tot.	%	9m	6m	Wing	7m	FB	Brk.	LD
1	SCHJÖTT Tyra	5/20	25	3/6	0/2	0/2	0/2	1/2	1/6	
12	ASESKOG Agnes	0/1	0				0/1			
16	POPAJA Hanna	5/20	25	1/2	2/4	1/5	0/2		1/7	
	TOTAL	10/41	24	4/8	2/6	1/7	0/5	1/2	2/13	0/0

Coach: **Jesper Östlund**

Number of attacks: 57, Efficiency: 44%, Average Duration: 33.48 seconds

Attack by type of defense

	Shots	9m	6m	Wing	TF	E7	E2
On def. 6-0	14/20	3/8	4/4	3/3	7	1	1
On def. 5-1	3/4	1/2	0/0	1/1	1	1	0
On def. 3-2-1	5/16	3/8	1/2	1/5	3	2	2
Fastbreak	1/2				0	0	0

Defense by type

	Total	9m	6m	Wing	Stl.	C7	2m
Def. 6-0	19/31	3/7	2/4	5/8	4	5	2
Def. 5-1	5/6	0/1	2/2	1/1	0	0	0
Def. 4-2	1/1	1/1	0/0	0/0	0	0	0
Fastbreak	1/3				0	0	0

Attack with superiority / minority / goalkeeper out

	Attack				Reaction		
	Att.	Eff.	Shots	TF	FB	LD	Tot.
7 on 6 (GK out)	20	60%	12/19	1	0/0	0/1	0/1
7 on 5 (GK out)	2	0%	0/2	0	0/0	0/0	0/0
6 on 6 (GK out)	2	0%	0/0	2	0/0	1/2	1/2
6 on 6	28	36%	10/21	7			
6 on 5	4	75%	3/4	0			
5 on 6	1	0%	0/0	1			

Player superiority / GK out counted at the end of attack (in case it changes during attack)

Defense with superiority / minority / goalkeeper out

	Attack				Reaction		
	Att.	Eff.	Shots	TF	FB	LD	Tot.
6 on 6 (GK out)	2	100%	2/2	0	0/0	0/0	0/0
6 on 6	48	58%	28/41	7			
5 on 6	2	50%	1/2	0			
6 on 5	4	50%	2/4	0			

Numbers show attacking numbers of oponnent. Lower efficiency of oponnent means better defense of this team

#	Jersey number	**Tot.**	Total shooting	**6m**	6m (line) shooting	**9m**	9m shooting	**Wng**	Wing shooting	**FB**	Fastbreak sh.	**7m**	7m penalty sh.
Brk.	Breakthrough sh.	**LD**	Long distance sh.	**As.**	Assists	**PC**	Pass clear chance	**E7**	Eearned 7m pen.	**TF**	Technical faults	**St.**	Steals
2m	2m punishments	**C7.**	Commited 7m	**E2**	Eearned 2m pun.	**YC.**	Yellow cards	**R/B**	Red/Blue cards	**Blk.**	Blocks	**S**	Starting Line-up

23rd IHF Women's Junior (U20) World Championship

Slovenia (Celje and Laško)

Final Round, Semifinals

Match Team Statistics

Match No. 101

Sweden 25 - 33 Hungary

(14 - 15) (11 - 18)

1.7.2022. 20:30
Attendance: 250
Arena Zlatorog

Referees: Amar Konjicanin (BIH) / Dino Konjicanin (BIH)

Shot distribution by player

2 E. Leissner

3 J. Johansson

0/1		1/1

4 J. Östblom

5 C. Petersson Bergsten

1/1		
		0/1
	1/1	

1 miss. 1/2 lob

6 O. Shoai Hallberg

1/1		

7 T. Blomst

0/1		
1/1	3/3	

8 T. Axnér

1/2		1/1
	0/1	1/1
0/1	2/2	1/2

3 post 5 miss.

9 C. Mumbongo

1/1	1/1	
	1/1	

1 post

10 H. Wedenby

11 E. Akesson

13 E. Nuhanovic

1/1		
	1/1	1/1

1 miss. 1 block

14 K. Lindberg Blohm

		1/1
1/1		
2/3		

15 E. Heikka

TOTAL

3/4	1/1	2/2
3/4	1/2	1/2
3/6	7/7	3/4

4 post 7 miss. 1 block 1/2 lob

Saves distribution goalkeepers

1 T. Schjött

1/2		1/2
1/2	2/2	
0/4	0/4	0/4

12 A. Aseskog

		0/1

16 H. Popaja

0/1	1/1	
1/1	1/2	0/1
2/8	0/6	0/1

TOTAL

1/3	1/1	1/3
2/3	3/4	0/1
2/12	0/10	0/5

Shots by position

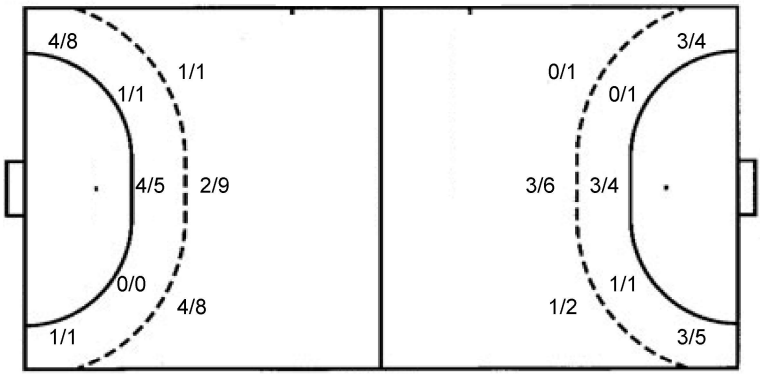

7m penalties	2/4	7m penalties	5/5
Fastbreak	1/2	Fastbreak	1/3
Breakthrough	5/7	Breakthrough	11/14
Long dist.	0/1	Long dist.	2/4

Shooting statistics

Position	Goals	Sav.	Miss.	Post	Blk.	Total	%
Back (9m)	7	3	5	2	1	18	39
Line (6m)	5	1	0	0	0	6	83
Wing	5	3	1	0	0	9	56
7m penalties	2	1	0	1	0	4	50
Fastbreak	1	1	0	0	0	2	50
Breakthrough	5	0	1	1	0	7	71
Total	**25**	**9**	**7**	**4**	**1**	**46**	**54**

#	Jersey number	**Tot.**	Total shooting	**6m**	6m (line) shooting	**9m**	9m shooting	**Wng**	Wing shooting	**FB**	Fastbreak sh.	**7m**	7m penalty sh.
Brk.	Breakthrough sh.	**LD**	Long distance sh.	**As.**	Assists	**PC**	Pass clear chance	**E7**	Earned 7m pen.	**TF**	Technical faults	**St.**	Steals
2m	2m punishments	**C7.**	Commited 7m	**E2**	Earned 2m pun.	**YC.**	Yellow cards	**R/B**	Red/Blue cards	**Blk.**	Blocks	**S**	Starting Line-up

23rd IHF Women's Junior (U20) World Championship

Slovenia (Celje and Laško)

Final Round, Semifinals

Match Team Statistics

Match No. 101

Sweden 25 - 33 Hungary

(14 - 15) (11 - 18)

1.7.2022. 20:30
Attendance: 250
Arena Zlatorog

Referees: Amar Konjicanin (BIH) / Dino Konjicanin (BIH)

Hungary

Players			Goals / shots									Attack					Def.			Penalties				TP
#	Surname and name	S	Tot.	%	9m	6m	Wing	7m	FB	Brk.	LD	As.	PC	E7	E2	TF	St.	C7	Blk	YC	2m	R	B	
4	VÁMOS Míra	S	2/3	67		1/1	0/1			1/1														37:50
6	JUHÁSZ Gréta	S	0/3	0	0/1					0/1	0/1					4								26:52
8	MÉRAI Maja		2/2	100			2/2																	23:37
10	KAJDON Blanka	S	2/3	67	1/1	1/2										1		2						29:54
13	FARKAS Johanna		11/12	92	0/1		1/1	5/5		5/5		2	1	2										24:53
16	BUKOVSZKY Anna	S																						36:14
18	KORONCZAI Petra		2/5	40	1/3		1/1		0/1															4:40
19	VÁRTOK Tamara																							3:45
20	FARAGÓ Luca	S	0/2	0		0/1					0/1					1		1			1			42:54
22	BALLAI Borbála	S	6/8	75	1/1		0/1		1/1	3/4	1/1	1		1			1			1				33:08
24	BESSZER Borbála		4/7	57	1/2				0/1	2/3	1/1	1		1					1					19:29
31	TÖRÖK Lilly																							9:28
36	MLINKÓ Zsófia		1/1	100		1/1																		3:37
72	ZSIGMOND Panna																							11:28
83	KISS Zsófia		1/1	100		1/1															1			13:59
88	FERENCZY Diána	S	2/3	67			2/3											1			1			49:12
	Team / bench															1				1				
	UKUPNO		33/50	66	4/9	4/6	6/9	5/5	1/3	11/14	2/4	4	1	4	0	7	1	4	1	2	3	0	0	

Goalkeepers		Saves / shots								
#.	Surname and name	Tot.	%	9m	6m	Wing	7m	FB	Brk.	LD
16	BUKOVSZKY Anna	8/24	33	3/8	1/5	3/5	1/2	0/1	0/3	
72	ZSIGMOND Panna	1/10	10	0/2	0/1	0/3	0/1	1/1	0/2	
	TOTAL	9/34	26	3/10	1/6	3/8	1/3	2/2	0/5	0/0

Coach: **Szilárd Kiss**

Number of attacks: 56, Efficiency: 59%, Average Duration: 31.36 seconds

Attack by type of defense

	Shots	9m	6m	Wing	TF	E7	E2
On def. 6-0	19/31	3/7	2/4	5/8	7	4	0
On def. 5-1	5/6	0/1	2/2	1/1	0	0	0
On def. 4-2	1/1	1/1	0/0	0/0	0	0	0
Fastbreak	1/3				0	0	0

Defense by type

	Total	9m	6m	Wing	Stl.	C7	2m
Def. 6-0	14/20	3/8	4/4	3/3	0	1	1
Def. 5-1	3/4	1/2	0/0	1/1	0	1	0
Def. 3-2-1	5/16	3/8	1/2	1/5	1	2	2
Fastbreak	1/2				0	0	0

Attack with superiority / minority / goalkeeper out

	Attack				Reaction		
	Att.	Eff.	Shots	TF	FB	LD	Tot.
6 on 6 (GK out)	2	100%	2/2	0	0/0	0/0	0/0
6 on 6	48	58%	28/41	7			
5 on 6	2	50%	1/2	0			
6 on 5	4	50%	2/4	0			

Player superiority / GK out counted at the end of attack (in case it changes during attack)

Defense with superiority / minority / goalkeeper out

	Attack				Reaction		
	Att.	Eff.	Shots	TF	FB	LD	Tot.
7 on 6 (GK out)	20	60%	12/19	1	0/0	0/1	0/1
7 on 5 (GK out)	2	0%	0/2	0	0/0	0/0	0/0
6 on 6 (GK out)	2	0%	0/0	2	0/0	1/2	1/2
6 on 6	28	36%	10/21	7			
6 on 5	4	75%	3/4	0			
5 on 6	1	0%	0/0	1			

Numbers show attacking numbers of oponnent. Lower efficiency of oponnent means better defense of this team

#	Jersey number	**Tot.**	Total shooting	**6m**	6m (line) shooting	**9m**	9m shooting	**Wng**	Wing shooting	**FB**	Fastbreak sh.	**7m**	7m penalty sh.
Brk.	Breakthrough sh.	**LD**	Long distance sh.	**As.**	Assists	**PC**	Pass clear chance	**E7**	Eearned 7m pen.	**TF**	Technical faults	**St.**	Steals
2m	2m punishments	**C7.**	Commited 7m	**E2**	Eearned 2m pun.	**YC.**	Yellow cards	**R/B**	Red/Blue cards	**Blk.**	Blocks	**S**	Starting Line-up

23rd IHF Women's Junior (U20) World Championship

Slovenia (Celje and Laško)

Final Round, Semifinals

Match Team Statistics

Match No. 101

Sweden 25 - 33 Hungary

(14 - 15) (11 - 18)

1.7.2022. 20:30
Attendance: 250
Arena Zlatorog

Referees: Amar Konjicanin (BIH) / Dino Konjicanin (BIH)

Shot distribution by player

4 M. Vámos

1/1	1/1	

1 miss.

6 G. Juhász

0/1		
	0/1	

1 miss.

8 M. Mérai

1/1		

1/1 lob

10 B. Kajdon

1/2	1/1	

13 J. Farkas

		2/3
1/1		
3/3	4/4	1/1

18 P. Koronczai

	0/1	
0/1		1/1
	1/1	

1 miss.

19 T. Vártok

20 L. Faragó

	0/1	

1 miss.

22 B. Ballai

1/1		
0/1		
2/2	1/1	2/2

1 post

24 B. Besszer

	0/1	
2/3	1/1	1/1

1 miss.

31 L. Török

36 Z. Mlinkó

1/1		

83 Z. Kiss

	1/1	

88 D. Ferenczy

	1/1	
		1/1

1 miss.

TOTAL

2/3	0/1	2/3
1/3	1/4	1/1
10/12	10/10	5/5

1 post 6 miss. 1/1 lob

Saves distribution goalkeepers

16 A. Bukovszky

1/3	0/1	0/2
1/3	1/2	1/1
2/4	0/6	1/1

72 P. Zsigmond

0/1		
0/1		0/1
1/2	0/1	0/3

TOTAL

1/4	0/1	0/2
1/4	1/2	1/2
3/6	0/7	1/4

Shots by position

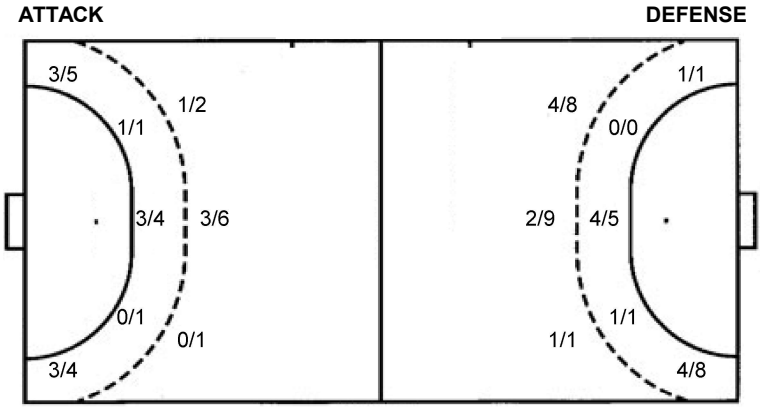

7m penalties	5/5	7m penalties	2/4
Fastbreak	1/3	Fastbreak	1/2
Breakthrough	11/14	Breakthrough	5/7
Long dist.	2/4	Long dist.	0/1

Shooting statistics

Position	Goals	Sav.	Miss.	Post	Blk.	Total	%
Back (9m)	4	4	1	0	0	9	44
Line (6m)	4	2	0	0	0	6	67
Wing	6	1	2	0	0	9	67
7m penalties	5	0	0	0	0	5	100
Fastbreak	1	1	1	0	0	3	33
Breakthrough	11	2	0	1	0	14	79
Total	**31**	**10**	**4**	**1**	**0**	**46**	**67**

#	Jersey number	**Tot.**	Total shooting	**6m**	6m (line) shooting	**9m**	9m shooting	**Wng**	Wing shooting	**FB**	Fastbreak sh.	**7m**	7m penalty sh.
Brk.	Breakthrough sh.	**LD**	Long distance sh.	**As.**	Assists	**PC**	Pass clear chance	**E7**	Eearned 7m pen.	**TF**	Technical faults	**St.**	Steals
2m	2m punishments	**C7.**	Commited 7m	**E2**	Eearned 2m pun.	**YC.**	Yellow cards	**R/B**	Red/Blue cards	**Blk.**	Blocks	**S**	Starting Line-up

23rd IHF Women's Junior (U20) World Championship

Slovenia (Celje and Laško)

Final Round, Semifinals

Match Team Statistics

Match No. 101

Sweden 25 - 33 Hungary

(14 - 15) (11 - 18)

1.7.2022. 20:30
Attendance: 250
Arena Zlatorog

Referees: Amar Konjicanin (BIH) / Dino Konjicanin (BIH)

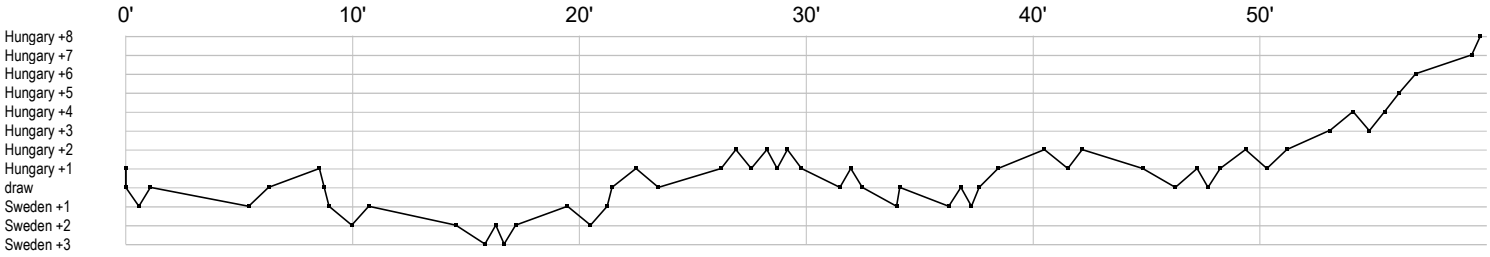

Sweden



Hungary



	In game	**g**	Goal scored	**f**	Missed shot	**a**	Assist	**t**	Technical faults	**b**	Steal
2	2min suspension	**e**	Eearned 7m	**c**	Commited 7m	**y**	Yellow card	**r**	Red Card	**k**	Blue card
i	Eearned 2min.	**x**	Block	**4**	4min suspension	**p**	Pass for clear chance	**s**	Saved shot	**r**	Received goal