



2021 IHF Men's Super Globe
Saudi Arabia (Jeddah)
 Placement Match 3-4



Match Team Statistics
 Match No. 15

Aalborg 34 - 29 E.C. Pinheiros
 (19 - 11) (15 - 18)

9.10.2021. 18:15
 Attendance: 1600
 King Abdullah Sport City Hall

Referees: Mindaugas Gatelis (LTU) / Vaidas Mazeika (LTU)

Aalborg

Players		Goals / shots									Attack				Def.			Penalties			TP			
#	Surname and name	S	Tot.	%	9m	6m	Wing	7m	FB	Brk.	LD	As.	PC	E7	E2	TF	St.	C7	Blk	YC		2m	R	B
1	GADE Simon Sandgrav	S										3												46:28
3	SAMUELSSON Sven Jonas		4/4	100			2/2		2/2			1				1								31:48
4	PALMARSSON Aron																							
6	BARTHOLD Sebastien Hein	S	4/4	100			1/1		3/3			1						1						39:42
7	CLAAR Felix Niklas	S	5/5	100		1/1			1/1	3/3		1		1		3	1							26:53
8	NIELSEN Jesper Claes Martin	S	3/4	75		3/4									2		2	1	1	2				47:20
11	SANDELL Lukas Peter Jonathan	S	4/5	80	1/2					3/3		2		1		1								26:51
12	LUDVIGSEN Nichlas Kristian																							4:08
13	CHRISTENSEN Nikolaj Dueholm Laeso	S	4/7	57	1/4				1/1	2/2		2			2						1			34:27
14	HERMANSEN Valdemar Schiodt														2									6:35
15	JENSEN Andreas Holst		1/5	20	0/4					1/1		1												28:29
17	LARSEN Martin		1/6	17	0/4				1/1	0/1					1									32:41
19	BJORNSEN Kristian	S	1/1	100			1/1																	27:25
21	JENSEN Henrik Mollgard																							
22	ANTONSEN Rene		1/1	100		1/1								2	1	1			1					38:09
23	JUUL-LASSEN Buster Engelbrecht		6/6	100			1/1	4/4	1/1							1	1							29:04
Team / bench																								
UKUPNO			34/48	71	2/14	5/6	5/5	4/4	9/9	9/10	0/0	11	0	4	1	14	2	3	2	1	3	0	0	

Goalkeepers		Saves / shots								
#	Surname and name	Tot.	%	9m	6m	Wing	7m	FB	Brk.	LD
1	GADE Simon Sandgrav	11/37	30	7/13	0/7	3/5	0/2	1/5	0/4	0/1
12	LUDVIGSEN Nichlas Kristian	1/4	25	0/1	1/1	0/1		0/1		
TOTAL		12/41	29	7/14	1/8	3/6	0/2	1/6	0/4	0/1

Coach: Stefan Madsen

Number of attacks: 62, Efficiency: 55%, Average Duration: 28.8 seconds

Attack by type of defense

	Shots	9m	6m	Wing	TF	E7	E2
On def. 6-0	21/35	2/14	5/6	5/5	14	4	1
Fastbreak	9/9				0	0	0

Defense by type

	Total	9m	6m	Wing	Stl.	C7	2m
Def. 6-0	21/39	7/19	7/8	3/7	2	3	3
Fastbreak	5/6				0	0	0

Attack with goalkeeper out

	Attack				Reaction		
	Att.	Eff.	Shots	TF	FB	LD	Tot.
GK out pl. minority	3	33%	1/1	2	0/0	0/0	0/0
GK in	59	56%	33/47	12	5/6	1/1	6/7

GK out attack is counted if one part or whole attack was GK out

Defense with opponent goalkeeper out

	Attack				Reaction		
	Att.	Eff.	Shots	TF	FB	LD	Tot.
GK in	62	47%	29/49	14	9/9	0/0	9/9

Attack with player superiority/minority

	Attack				Reaction		
	Att.	Eff.	Shots	TF	FB	LD	Tot.
Superiority +1	2	100%	2/3	0	0/0	0/0	0/0
Normal	44	50%	22/32	12	5/6	0/0	5/6
Minority -1	6	50%	3/4	2	0/0	1/1	1/1

Player superiority counted at the end of attack (in case it changes during attack)

Defense with player superiority/minority

	Attack				Reaction		
	Att.	Eff.	Shots	TF	FB	LD	Tot.
Minority -1	8	38%	3/5	3	0/0	0/0	0/0
Normal	43	44%	19/32	10	8/8	0/0	8/8
Superiority +1	2	50%	1/1	1	0/0	0/0	0/0

Jersey number Tot. Total shooting 6m 6m (line) shooting 9m 9m shooting Wng. Wing shooting FB Fastbreak sh. 7m 7m penalty sh.
 Brk. Breakthrough sh. LD Long distance sh. As. Assists PC Pass clear chance E7 Earned 7m pen. TF Technical faults St. Steals
 2m 2m punishments C7 Committed 7m E2 Eearned 2m pun. YC. Yellow cards R/B Red/Blue cards Blk. Blocks S Starting Line-up



2021 IHF Men's Super Globe
Saudi Arabia (Jeddah)
 Placement Match 3-4



Match Team Statistics
 Match No. 15

Aalborg 34 - 29 E.C. Pinheiros
 (19 - 11) (15 - 18)

9.10.2021. 18:15
 Attendance: 1600
 King Abdullah Sport City Hall

Referees: Mindaugas Gatelis (LTU) / Vaidas Mazeika (LTU)

Shot distribution by player

3 S. Samuelsson 1/1 lob 1/1 1/1	4 A. Palmansson 1 post 1 block 0/1 1/1 0/1	6 S. Barthold 2 miss. 1 block 1/1 1/1 1/1 1/1	7 F. Claar 1/1 lob 3/3 1/1 1/1	8 J. Nielsen 1/1 lob 1/1 0/1 1/1	11 L. Sandell 1/1 lob 2/2 0/1 1/1	13 N. Christensen 1/1 lob 3/4 0/1 0/1
14 V. Hermansen 1 post 2 miss. 2 block 4/4 lob 0/1 0/2 0/1	15 A. Jensen 1 post 1 block 0/1 1/1 0/1	17 M. Larsen 2 miss. 1 block 0/1 1/1 0/1	19 K. Bjornsen 1/1 lob 1/1	21 H. Jensen 1/1 lob 1/1	22 R. Antonsen 1/1 lob 2/2 1/1	23 B. Juul-Lassen 1/1 lob 2/2 1/1

TOTAL

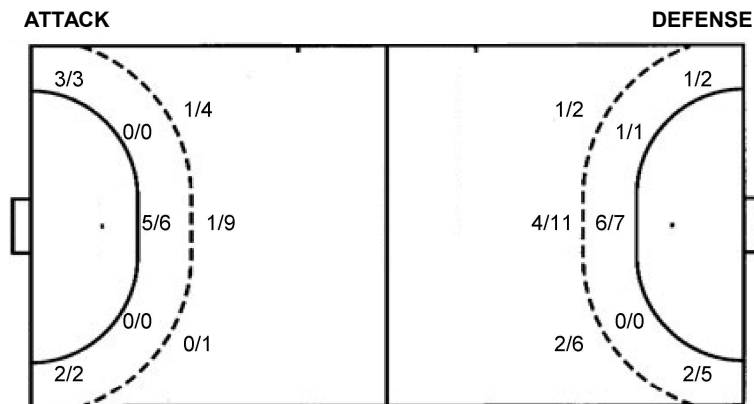
6/7	2/2	2/2
3/5	0/2	2/4
7/7	2/2	6/8

1 post 2 miss. 2 block 4/4 lob

Saves distribution goalkeepers

1 S. Gade 0/4 0/3 0/3 3/5 1/1 3/7 1/5 1/3 0/4	12 N. Ludvigsen 0/1 1/2 0/1	TOTAL 0/4 0/4 0/3 4/7 1/1 3/7 1/5 1/3 0/5
---	---------------------------------------	---

Shots by position



Shooting statistics

Position	Goals	Sav.	Miss.	Post	Blk.	Total	%
Back (9m)	2	7	2	1	2	14	14
Line (6m)	5	1	0	0	0	6	83
Wing	5	0	0	0	0	5	100
7m penalties	4	0	0	0	0	4	100
Fastbreak	9	0	0	0	0	9	100
Breakthrough	9	1	0	0	0	10	90
Total	34	9	2	1	2	48	71

7m penalties	4/4	7m penalties	2/3
Fastbreak	9/9	Fastbreak	5/6
Breakthrough	9/10	Breakthrough	4/5
Long dist.	0/0	Long dist.	1/1



2021 IHF Men's Super Globe
Saudi Arabia (Jeddah)
 Placement Match 3-4



Match Team Statistics
 Match No. 15

Aalborg 34 - 29 E.C. Pinheiros
 (19 - 11) (15 - 18)

9.10.2021. 18:15
 Attendance: 1600
 King Abdullah Sport City Hall

Referees: Mindaugas Gatelis (LTU) / Vaidas Mazeika (LTU)

E.C. Pinheiros

Players		Goals / shots										Attack					Def.			Penalties			TP	
#	Surname and name	S	Tot.	%	9m	6m	Wing	7m	FB	Brk.	LD	As.	PC	E7	E2	TF	St.	C7	Blk	YC	2m	R		B
2	SILVA OLIVEIRA Edney	S	4/5	80		4/5									1	1								47:46
3	LIMA MARQUES Fabio		2/2	100		1/1			1/1							2								16:25
6	BENEDITO CANDIDO Lucas													1										1:15
8	FLOSI ALEXANDRE Arthur																							31:08
11	SILVA DOS REIS Gabriel	S	0/1	0	0/1										1	1					1			22:29
13	KENT HUBNER Diogo		3/6	50	0/2			2/2		1/2														13:46
16	PAULO DOS SANTOS Marcos																							1:06
18	PERBELINI RIBEIRO Joao Guilherme		1/3	33	1/3																1			10:26
19	SEIFERT Phillipp	S	6/12	50	4/8	1/1	0/2		1/1			5						1		1				50:17
23	ANTONIO DA SILVA Marcos	S	3/4	75			2/3		1/1			1				2	1							58:45
24	VALADAO GAMA Guilherme	S	2/3	67	1/2					1/1		2	1	1		3	1	1	2					33:24
25	INOUE LANGARO Davi																							
26	MONTE DOS SANTOS Hugo Bryan																		1					11:12
55	CECCON BAPTISTE Caue	S	4/7	57		1/1	1/2	0/1	2/3				1											31:33
88	FREITAS OLIVEIRA Tarcisio		3/5	60	1/3					2/2		2	1	1	1	4		1						31:34
99	NASCIMENTO MARTINS Mateus Cristian	S	1/1	100							1/1	2				1								58:54
Team / bench																								
UKUPNO			29/49	59	7/19	7/8	3/7	2/3	5/6	4/5	1/1	12	3	3	3	14	2	4	2	2	1	0	0	

Goalkeepers		Saves / shots									
#	Surname and name	Tot.	%	9m	6m	Wing	7m	FB	Brk.	LD	
16	PAULO DOS SANTOS Marcos	0/2	0				0/2				
99	NASCIMENTO MARTINS Mateus Cristian	9/41	22	7/9	1/6	0/5	0/2	0/9	1/10		
TOTAL		9/43	21	7/9	1/6	0/5	0/4	1/9	1/10	0/0	

Coach: Alex Lucio Archivaldo

Number of attacks: 62, Efficiency: 47%, Average Duration: 29.2 seconds

Attack by type of defense

	Shots	9m	6m	Wing	TF	E7	E2
On def. 6-0	21/39	7/19	7/8	3/7	14	3	3
Fastbreak	5/6				0	0	0

Defense by type

	Total	9m	6m	Wing	Stl.	C7	2m
Def. 6-0	21/35	2/14	5/6	5/5	2	4	1
Fastbreak	9/9				0	0	0

Attack with goalkeeper out

	Attack				Reaction		
	Att.	Eff.	Shots	TF	FB	LD	Tot.
GK in	62	47%	29/49	14	9/9	0/0	9/9

GK out attack is counted if one part or whole attack was GK out

Defense with opponent goalkeeper out

	Attack				Reaction		
	Att.	Eff.	Shots	TF	FB	LD	Tot.
GK out (7 on 6)	0	0%	0/0	0	0/0	0/0	0/0
GK in	59	56%	33/47	12	5/6	1/1	6/7

Attack with player superiority/minority

	Attack				Reaction		
	Att.	Eff.	Shots	TF	FB	LD	Tot.
Superiority +1	8	38%	3/5	3	0/0	0/0	0/0
Normal	43	44%	19/32	10	8/8	0/0	8/8
Minority -1	2	50%	1/1	1	0/0	0/0	0/0

Player superiority counted at the end of attack (in case it changes during attack)

Defense with player superiority/minority

	Attack				Reaction		
	Att.	Eff.	Shots	TF	FB	LD	Tot.
Minority -1	2	100%	2/3	0	0/0	0/0	0/0
Normal	44	50%	22/32	12	5/6	0/0	5/6
Superiority +1	6	50%	3/4	2	0/0	1/1	1/1

Jersey number Tot. Total shooting 6m 6m (line) shooting 9m 9m shooting Wng. Wing shooting FB Fastbreak sh. 7m 7m penalty sh.
 Brk. Breakthrough sh. LD Long distance sh. As. Assists PC Pass clear chance E7 Earned 7m pen. TF Technical faults St. Steals
 2m 2m punishments C7. Committed 7m E2 Earned 2m pun. YC. Yellow cards R/B Red/Blue cards Blk. Blocks S Starting Line-up



2021 IHF Men's Super Globe
Saudi Arabia (Jeddah)
 Placement Match 3-4



Match Team Statistics
Match No. 15

Aalborg 34 - 29 E.C. Pinheiros
 (19 - 11) (15 - 18)

9.10.2021. 18:15
 Attendance: 1600
 King Abdullah Sport City Hall

Referees: Mindaugas Gatelis (LTU) / Vaidas Mazeika (LTU)

Shot distribution by player

2 E. Silva Oliveira

1/1		
0/1		1/1
2/2		

3 F. Lima Marques

1/1		1/1

6 L. Benedito Candido

8 A. Fiosi Alexandre

11 G. Silva Dos Reis

1 miss.

13 D. Kent Hubner

	1/1	1/1
	1/1	

1 miss. 1 block

18 J. Perbelini Ribeiro

1/1		

1 post 1 block

19 P. Seifert

1/1	1/1	
1/2		2/3
1/1	0/1	

2 miss.

23 M. Antonio Da Silva

1/1		
1/2		
		1/1

24 G. Valadao Gama

		0/1
1/1		1/1

25 D. Inoue Langaro

26 H. Monte Dos Santos

55 C. Ceccon Baptiste

	2/2	1/1
0/1		0/1
		1/1

1 post

88 T. Freitas Oliveira

	0/1	1/1
0/1		2/2

TOTAL

4/4	4/4	3/3
3/7	0/1	4/7
4/5	1/2	5/5

2 post 4 miss. 2 block

Saves distribution goalkeepers

16 M. Paulo Dos Santos

0/1		
0/1		

99 M. Nascimento Martins

1/6	0/2	0/2
2/5	2/2	2/4
0/6	0/2	2/8

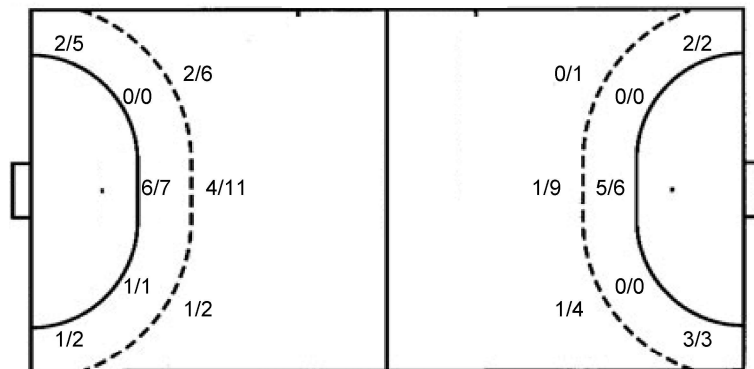
TOTAL

1/7	0/2	0/2
2/5	2/2	2/4
0/7	0/2	2/8

Shots by position

ATTACK

DEFENSE



7m penalties 2/3
 Fastbreak 5/6
 Breakthrough 4/5
 Long dist. 1/1

7m penalties 4/4
 Fastbreak 9/9
 Breakthrough 9/10
 Long dist. 0/0

Shooting statistics

Position	Goals	Sav.	Miss.	Post	Blk.	Total	%
Back (9m)	7	7	2	1	2	19	37
Line (6m)	7	1	0	0	0	8	88
Wing	3	3	1	0	0	7	43
7m penalties	2	0	0	1	0	3	67
Fastbreak	5	1	0	0	0	6	83
Breakthrough	4	0	1	0	0	5	80
Total	28	12	4	2	2	48	58



2021 IHF Men's Super Globe

Saudi Arabia (Jeddah)

Placement Match 3-4

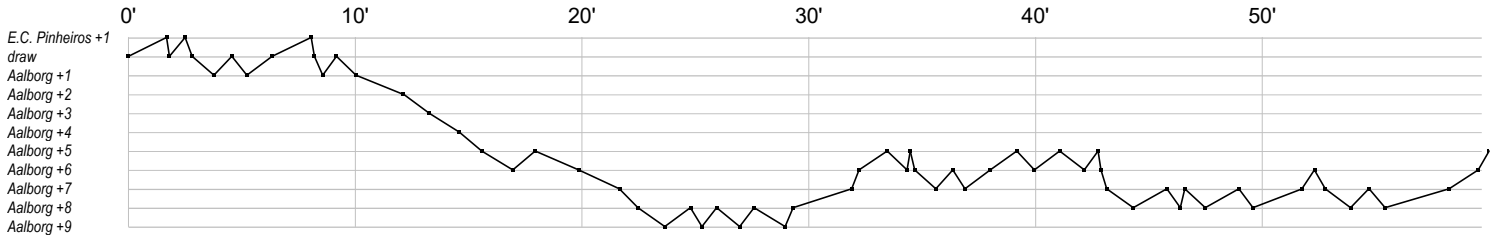


Match Team Statistics
Match No. 15

Aalborg 34 - 29 E.C. Pinheiros
(19 - 11) (15 - 18)

9.10.2021. 18:15
Attendance: 1600
King Abdullah Sport City Hall

Referees: Mindaugas Gatelis (LTU) / Vaidas Mazeika (LTU)



Aalborg

1 Gade S	r r s r r s r s r s s	s	sa r	as	r r r r	s r r r r	a r r r s	r r r	f	r r r	r r s r
3 Samuelsson			g	a			g g t		g		
4 Palmarsson A											
6 Barthold S	a	g		g	g g	c					
7 Claar F						g a	bg			t e	g g t tg
8 Nielsen J	c g	y g	2	x t f			t		c	2	g
11 Sandell L	g a e	g g							g f	t a	
12 Ludvigsen N											r s
13 Christensen N	f	g	f	g t a			g t g f		a		2
14 Hermansen V											t t
15 Jensen A					f g f					f	a
17 Larsen M				ff			f t f	f	g		
19 Bjornsen K				g							
21 Jensen H											
22 Antonsen R					x	i	g e t			e	
23 Juul-Lassen B		g				g			g g	g	g t b

E.C. Pinheiros

2 Silva Oliveira	g		t	g				g			i	f
3 Lima Marques				t t		g					g	
6 Benedito						e						
8 Flosi												
11 Silva Dos		y						f		t i		
13 Kent Hubner			f f			g			g		g	f
16 Paulo Dos									r		r	
18 Perbelini				f	2						f g	
19 Seifert P	f ayc	fg a			f		g f	g	f	g a	a	a g
23 Antonio Da		g	f					g			b t a	g t
24 Valadao			f		a		t a c g		g	x t b	e	t
25 Inoue												
26 Monte Dos											c	
55 Ceccon	fg		fp					g	gf			
88 Freitas	e g	g		i p t		f			t	a a	c t	g f t
99 Nascimento	s r r r r	s r r	r r r r r r	sss	r r r sr	r r r		rr r a r	sr	rr r gsr	r s ar	r r t

In game	g Goal scored	f Missed shot	a Assist	t Technical faults	b Steal
2 2min suspension	e Earned 7m	c Committed 7m	y Yellow card	r Red Card	k Blue card
i Earned 2min.	x Block	4 4min suspension	p Pass for clear chance	s Saved shot	r Received goal