



2021 IHF Men's Super Globe

Saudi Arabia (Jeddah)

Qualifications



Match Team Statistics
Match No. 2

Al Wehda 29 - 20 Cal Heat

(13 - 6) (16 - 14)

5.10.2021. 20:30
Attendance: 2680
King Abdullah Sport City Hall

Referees: Mindaugas Gatelis (LTU) / Vaidas Mazeika (LTU)

Al Wehda

Players		Goals / shots										Attack					Def.			Penalties				TP
#	Surname and name	S	Tot.	%	9m	6m	Wing	7m	FB	Brk.	LD	As.	PC	E7	E2	TF	St.	C7	Blk	YC	2m	R	B	
2	ALSUBHI Mohammed Ahmed		2/3	67			2/3																	23:42
4	HAZAZI Ahmed Yahya		2/4	50	0/1		1/1	1/1		0/1		1			1							2		21:06
5	ALZHRANI Ahmed Abdulah																							8:04
9	ALHAFI Hathal Rabbie	S	1/3	33			0/2		1/1								1							46:08
14	HANAFY Hesham Tarek	S	4/8	50			1/4		2/2	0/1	1/1													36:42
19	BARABASH Alexander		0/2	0	0/1					0/1			1		1	1								11:42
24	ALOBEDI Hisham Jasem		4/5	80	0/1			1/1		3/3		2			1	1								24:40
30	MARZO Frankis Carol	S	2/5	40	1/3				1/1	0/1		1	1			1								36:54
31	HERNANDEZ Angel Dariel	S	6/10	60	3/6				1/1	2/3			1		1	4	1							35:51
37	ALQASIR Murtadha Ahmad		1/1	100	1/1																			19:37
66	GAD Hossam Nabil																							10:31
70	ALMAA Marhon	S	5/5	100		4/4		1/1						2										46:18
77	HELALI Majdi Omrah	S	2/5	40	1/3						1/2	2		1			2	4				1		43:08
79	ALMUTAIRI Nawaf Daifallah																							11:08
89	ALMULAD Abdulrahman Khamees																							
92	MOHAMMED Amro	S	0/1	0							0/1					1								44:29
	Team / bench															1								
	UKUPNO		29/52	56	6/16	4/4	4/10	3/3	5/5	5/10	2/4	6	3	3	4	9	4	4	0	0	5	0	0	

Goalkeepers		Saves / shots									
#	Surname and name	Tot.	%	9m	6m	Wing	7m	FB	Brk.	LD	
79	ALMUTAIRI Nawaf Daifallah	2/4	50	0/1		1/2	1/1				
92	MOHAMMED Amro	14/32	44	6/12	0/2	4/6	0/3	4/6	0/3		
	TOTAL	16/36	44	6/13	0/2	5/8	1/4	4/6	0/3	0/0	

Coach: **Ahmed Nabil Ahmed**

Number of attacks: 57, Efficiency: 51%, Average Duration: 29.1 seconds

Attack by type of defense

	Shots	9m	6m	Wing	TF	E7	E2
On def. 6-0	19/40	6/16	4/4	4/10	9	3	4
Fastbreak	5/5				0	0	0

Defense by type

	Total	9m	6m	Wing	Stl.	C7	2m
Def. 6-0	11/28	5/16	2/3	2/7	4	4	4
Def. 5-1	4/6	2/4	0/0	1/1	0	0	1
Fastbreak	2/6				0	0	0

Attack with goalkeeper out

	Attack				Reaction		
	Att.	Eff.	Shots	TF	FB	LD	Tot.
GK in	57	51%	29/52	9	2/6	0/0	2/6

GK out attack is counted if one part or whole attack was GK out

Defense with opponent goalkeeper out

	Attack				Reaction		
	Att.	Eff.	Shots	TF	FB	LD	Tot.
GK out (7 on 6)	2	50%	1/1	0	0/0	0/1	0/1
GK in	56	34%	19/43	14	5/5	2/3	7/8

Attack with player superiority/minority

	Attack				Reaction		
	Att.	Eff.	Shots	TF	FB	LD	Tot.
Superiority +2	2	50%	1/2	0	0/0	0/0	0/0
Superiority +1	9	67%	6/10	0	0/0	0/0	0/0
Normal	36	53%	19/31	6	2/5	0/0	2/5
Minority -1	5	20%	1/3	2	0/1	0/0	0/1

Player superiority counted at the end of attack (in case it changes during attack)

Defense with player superiority/minority

	Attack				Reaction		
	Att.	Eff.	Shots	TF	FB	LD	Tot.
Minority -1	7	43%	3/5	2	0/0	0/0	0/0
Normal	34	44%	15/28	6	4/4	1/2	5/6
Superiority +1	9	11%	1/7	2	0/0	1/2	1/2
Superiority +2	2	0%	0/2	0	0/0	0/0	0/0

Jersey number Tot. Total shooting 6m 6m (line) shooting 9m 9m shooting Wng. Wing shooting FB Fastbreak sh. 7m 7m penalty sh.
 Brk. Breakthrough sh. LD Long distance sh. As. Assists PC Pass clear chance E7 Earned 7m pen. TF Technical faults St. Steals
 2m 2m punishments C7 Committed 7m E2 Earned 2m pun. YC. Yellow cards R/B Red/Blue cards Blk. Blocks S Starting Line-up



2021 IHF Men's Super Globe

Saudi Arabia (Jeddah)

Qualifications



Match Team Statistics
Match No. 2

Al Wehda 29 - 20 Cal Heat

(13 - 6) (16 - 14)

5.10.2021. 20:30
Attendance: 2680
King Abdullah Sport City Hall

Referees: Mindaugas Gatelis (LTU) / Vaidas Mazeika (LTU)

Shot distribution by player

2 M. Alsubhi	4 A. Hazazi	5 A. Alzahrani	9 H. Alhafi	14 H. Hanafy	19 A. Barabash	24 H. Alobeidi
1/1				0/1		1/1 1/1
	1/1			1/1		0/1
1/1	1/3		1/1	2/2 1/1	0/1	1/1
1 miss.			1 post 1 miss.	1 post 1 miss.	1 miss.	
30 F. Marzo	31 A. Hernandez	37 M. Alqasir	66 H. Gad	70 M. Almaa	77 M. Helali	89 A. Almulad
	2/2					
		1/1		1/1		
1/1 0/1 1/1	1/3				0/1	
1 block	2/2			3/3	1/1 1/2	
	1 block					

TOTAL

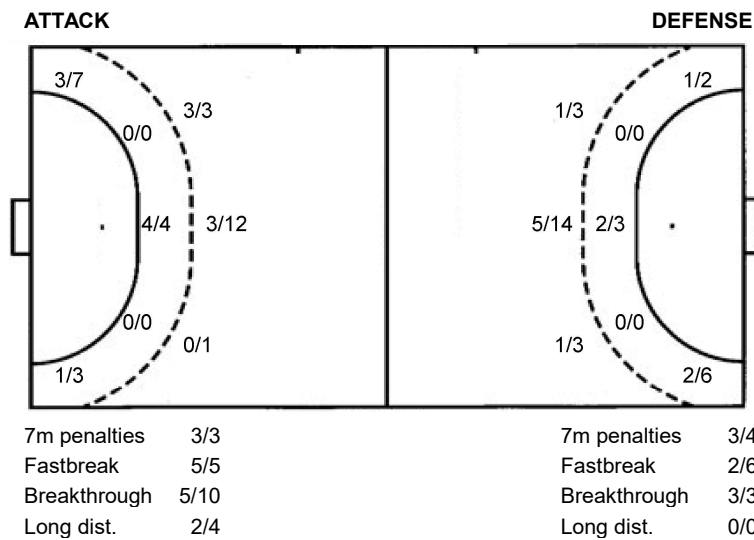
4/5	2/2	2/3
2/3		3/8
11/14	2/4	3/3

2 post 4 miss. 2 block

Saves distribution goalkeepers

79 N. Almutairi	92 A. Mohammed	TOTAL
1/1	0/1 2/2 2/2	0/1 3/3 2/2
	2/2 3/3 0/2	2/2 3/3 0/2
0/1 0/1	3/12 0/2 2/5	3/13 0/3 2/5

Shots by position



Shooting statistics

Position	Goals	Sav.	Miss.	Post	Blk.	Total	%
Back (9m)	6	7	1	0	2	16	38
Line (6m)	4	0	0	0	0	4	100
Wing	4	1	3	2	0	10	40
7m penalties	3	0	0	0	0	3	100
Fastbreak	5	0	0	0	0	5	100
Breakthrough	5	5	0	0	0	10	50
Total	27	13	4	2	2	48	56



2021 IHF Men's Super Globe

Saudi Arabia (Jeddah)

Qualifications



Match Team Statistics
Match No. 2

Al Wehda 29 - 20 Cal Heat
(13 - 6) (16 - 14)

5.10.2021. 20:30
Attendance: 2680
King Abdullah Sport City Hall

Referees: Mindaugas Gatelis (LTU) / Vaidas Mazeika (LTU)

Cal Heat

Players		Goals / shots										Attack					Def.			Penalties				TP	
#	Surname and name	S	Tot.	%	9m	6m	Wing	7m	FB	Brk.	LD	As.	PC	E7	E2	TF	St.	C7	Blk	YC	2m	R	B		
1	KROEGER Lucas																								9:12
4	BAIER Philipp		1/5	20	0/1	0/1	1/3						1			2									34:26
7	JOVANOVSKI Slave	S	1/2	50	0/1					1/1						2									18:17
9	SKOGSHOLM Theodor		0/1	0					0/1												3				31:43
10	POULET Kevin		1/1	100			1/1									2									13:52
11	RUBIO BLANCO Eloy	S	5/11	45	1/5		0/1	3/4		1/1		2		2	1	4		1							45:57
12	KOLSTAD JAKOBSEN Fredrik	S																							45:43
13	ENGLER Luca Matthieu	S	3/8	38	2/6		0/1		1/1							2									42:50
14	PAULUS Maximilian																								4:57
15	DEL RIO Cristobal		2/3	67	1/1	1/1			0/1			1	1	1	2	1									27:13
19	MUELLER Soeren	S	1/2	50		1/1			0/1					1		1						1			36:13
28	EL-ASSAD Alexandre																					1			2:28
34	BALIC Anel																								3:19
44	ANDERSEN Martin Vilstrup		3/6	50	2/5					1/1		1	2		1			1			1				35:58
55	ANDERSEN Ronnie Vilstrup	S	1/1	100	1/1													1	1			2			27:17
89	RAMSEIER Severin	S	2/4	50			1/2		1/2							1							1		40:35
Team / bench																									
UKUPNO			20/44	45	7/20	2/3	3/8	3/4	2/6	3/3	0/0	5	3	4	5	14	0	3	1	1		7	1	0	

Goalkeepers		Saves / shots									
#	Surname and name	Tot.	%	9m	6m	Wing	7m	FB	Brk.	LD	
1	KROEGER Lucas	3/8	38	1/2		0/2	0/1		2/3		
12	KOLSTAD JAKOBSEN Fredrik	11/35	31	6/11	0/4	1/3	0/2	0/5	3/7	1/3	
TOTAL		14/43	33	7/13	0/4	1/5	0/3	4/5	5/10	1/3	

Coach: Danilo Rojevic

Number of attacks: 58, Efficiency: 34%, Average Duration: 33.4 seconds

Attack by type of defense

	Shots	9m	6m	Wing	TF	E7	E2
On def. 6-0	11/28	5/16	2/3	2/7	12	4	4
On def. 5-1	4/6	2/4	0/0	1/1	2	0	1
Fastbreak	2/6				0	0	0

Defense by type

	Total	9m	6m	Wing	Stl.	C7	2m
Def. 6-0	19/40	6/16	4/4	4/10	0	3	7
Fastbreak	5/5				0	0	0

Attack with goalkeeper out

	Attack				Reaction		
	Att.	Eff.	Shots	TF	FB	LD	Tot.
GK out (7 on 6)	2	50%	1/1	0	0/0	0/1	0/1
GK in	56	34%	19/43	14	5/5	2/3	7/8

GK out attack is counted if one part or whole attack was GK out

Defense with opponent goalkeeper out

	Attack				Reaction		
	Att.	Eff.	Shots	TF	FB	LD	Tot.
GK in	57	51%	29/52	9	2/6	0/0	2/6

Defense with player superiority/minority

	Attack				Reaction		
	Att.	Eff.	Shots	TF	FB	LD	Tot.
Minority -2	2	50%	1/2	0	0/0	0/0	0/0
Minority -1	9	67%	6/10	0	0/0	0/0	0/0
Normal	36	53%	19/31	6	2/5	0/0	2/5
Superiority +1	5	20%	1/3	2	0/1	0/0	0/1

Attack with player superiority/minority

	Attack				Reaction		
	Att.	Eff.	Shots	TF	FB	LD	Tot.
Superiority +1	7	43%	3/5	2	0/0	0/0	0/0
Normal	34	44%	15/28	6	4/4	1/2	5/6
Minority -1	9	11%	1/7	2	0/0	1/2	1/2
Minority -2	2	0%	0/2	0	0/0	0/0	0/0

Player superiority counted at the end of attack (in case it changes during attack)

Jersey number Tot. Total shooting 6m 6m (line) shooting 9m 9m shooting Wng. Wing shooting FB Fastbreak sh. 7m 7m penalty sh.
Brk. Breakthrough sh. LD Long distance sh. As. Assists PC Pass clear chance E7 Earned 7m pen. TF Technical faults St. Steals
2m 2m punishments C7. Committed 7m E2 Earned 2m pun. YC. Yellow cards R/B Red/Blue cards Blk. Blocks S Starting Line-up



2021 IHF Men's Super Globe
Saudi Arabia (Jeddah)
 Qualifications



Match Team Statistics
Match No. 2

Al Wehda 29 - 20 Cal Heat
 (13 - 6) (16 - 14)

5.10.2021. 20:30
 Attendance: 2680
 King Abdullah Sport City Hall

Referees: Mindaugas Gatelis (LTU) / Vaidas Mazeika (LTU)

Shot distribution by player

4 P. Baier

	0/1	
1/1		0/1

1 miss. 1 block

7 S. Jovanovski

	0/1	
		1/1

9 T. Skogsholm

	0/1	

10 K. Poulet

1/1		

11 E. Rubio Blanco

		0/2
	0/1	
3/4	1/1	

1 post 1/2 lob

13 L. Engler

1/1		
1/1		1/2

1 post 3 miss.

14 M. Paulus

15 C. Del Rio

2/3		

19 S. Mueller

0/1		
	1/1	

28 A. El-Assad

34 A. Balic

44 M. Andersen

	0/1	
1/2	1/1	1/1

1 miss.

55 R. Andersen

		1/1

89 S. Ramseier

	0/1	
0/1		1/1
1/1		

TOTAL

1/1	0/3	0/2
0/2	0/3	2/2
10/13	3/3	3/5

2 post 5 miss. 1 block 1/2 lob

Saves distribution goalkeepers

1 L. Kroeger

	0/1	0/1
		1/1
1/3	1/1	0/1

12 F. Kolstad Jakobsen

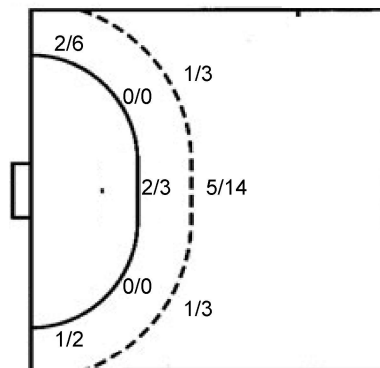
1/5	0/1	1/2
1/3		4/7
2/11	1/3	0/2

TOTAL

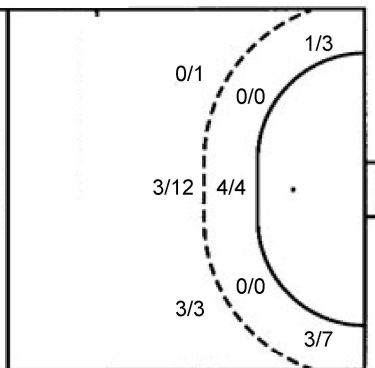
1/5	0/2	1/3
1/3		5/8
3/14	2/4	0/3

Shots by position

ATTACK



DEFENSE



7m penalties 3/4
 Fastbreak 2/6
 Breakthrough 3/3
 Long dist. 0/0

7m penalties 3/3
 Fastbreak 5/5
 Breakthrough 5/10
 Long dist. 2/4

Shooting statistics

Position	Goals	Sav.	Miss.	Post	Blk.	Total	%
Back (9m)	7	6	4	2	1	20	35
Line (6m)	2	0	1	0	0	3	67
Wing	3	5	0	0	0	8	38
7m penalties	3	1	0	0	0	4	75
Fastbreak	2	4	0	0	0	6	33
Breakthrough	3	0	0	0	0	3	100
Total	20	16	5	2	1	44	45

