



24th IHF Women's Junior (U20) World Championship



Final Round, 13-16. place

Match Team Statistics

Match No. 84

Korea 34 - 19 North Macedonia

(17 - 10) (17 - 9)

27.6.2024. 15:45

Attendance: 232

Sport Centre Boris Trajkovski

Referees: Ramesh Thiyagarajah (GER) / Suresh Thiyagarajah (GER)

Korea

Players		Goals / shots									Attack				Def.			Penalties				TP			
#	Surname and name	S	Tot.	%	9m	6m	Wing	7m	FB	Brk.	LD	As.	PC	E7	E2	TF	St.	C7	Bk	YC	2m	R	B		
4	LEE Hyewon	S	6/8	75	4/5			0/1		1/1	1/1	2	1			5									57:33
6	KIM Sejin	S	3/4	75	0/1	2/2					1/1		1	1		2	1							1	57:19
7	PARK Sujeong	S	4/7	57		1/1			1/2	2/3	0/1			1		2									53:15
9	KIM Bohyun		1/1	100			1/1																		3:50
10	LIM Seoyoung		2/2	100				1/1						1	1										12:54
11	KIM Seojin	S	4/5	80			1/2		2/2	1/1							1	2							55:18
12	KIM Gayeong	S	0/1	0							0/1				1										55:21
17	OH Yeana	S	2/2	100						1/1	1/1					1									11:52
18	KIM Jia	S	8/12	67	7/8					1/2	0/2	2	1				1	1							56:54
21	JEONG Yeonu		3/5	60		1/1	1/2		0/1	1/1								1					1		30:42
24	CHA Seoyeon																	1							
27	KIM Euijin																								5:04
28	KIM Jimin																								13:33
37	YOU Jung Won																								2:09
72	PAK Sarang																								0:39
97	JO Yuhee		1/1	100			1/1																		3:00
	Team / bench																								1
	UKUPNO		34/48	71	11/14	4/4	3/5	2/3	3/5	8/10	3/7	4	3	3	2	11	4	4	0	1	2	0	0		

Goalkeepers		Saves / shots								
#	Surname and name	Tot.	%	9m	6m	Wing	7m	FB	Brk.	LD
12	KIM Gayeong	8/24	33	3/5	1/4	3/5			1/10	
37	YOU Jung Won	1/3	33				1/2		0/1	
72	PAK Sarang	1/2	50				1/2			
	TOTAL	10/29	34	3/5	1/4	3/5	2/4	0/0	1/11	0/0

Coach: **Se Il Oh**

Number of attacks: 58, Efficiency: 59%, Average Duration: 26.30 seconds

Attack by type of defense

	Shots	9m	6m	Wing	TF	E7	E2
On def. 6-0	26/33	11/14	4/4	3/5	11	3	2
Fastbreak	3/5				0	0	0

Defense by type

	Total	9m	6m	Wing	Stl.	C7	2m
Def. 6-0	10/16	0/3	3/3	2/4	2	0	0
Def. 5-1	1/2	0/0	0/1	0/0	1	0	0
Def. 3-3	6/19	2/8	0/2	0/1	1	4	0
Fastbreak	0/1				0	0	2

Attack with superiority / minority / goalkeeper out

	Attack				Reaction		
	Att.	Eff.	Shots	TF	FB	LD	Tot.
7 on 6 (GK out)	4	75%	3/3	1	0/0	0/0	0/0
7 on 5 (GK out)	1	100%	1/1	0	0/0	0/0	0/0
6 on 6 (GK out)	3	67%	2/2	1	0/0	0/0	0/0
6 on 5 (GK out)	1	100%	1/1	0	0/0	0/0	0/0
6 on 6	48	56%	27/40	8			
6 on 5	1	0%	0/0	1			

Player superiority / GK out counted at the end of attack (in case it changes during attack)

Defense with superiority / minority / goalkeeper out

	Attack				Reaction		
	Att.	Eff.	Shots	TF	FB	LD	Tot.
7 on 6 (GK out)	32	28%	9/22	10	0/0	3/6	3/6
6 on 6 (GK out)	2	50%	1/1	1	0/0	0/0	0/0
6 on 6	21	33%	7/11	10			
6 on 5	3	67%	2/3	0			

Numbers show attacking numbers of opponent. Lower efficiency of opponent means better defense of this team

Jersey number Tot. Total shooting 6m 6m (line) shooting 9m 9m shooting Wng Wing shooting FB Fastbreak sh. 7m 7m penalty sh.
 Brk. Breakthrough sh. LD Long distance sh. As. Assists PC Pass clear chance E7 Earned 7m pen. TF Technical faults St. Steals
 2m 2m punishments C7. Committed 7m E2 Earned 2m pun. YC. Yellow cards R/B Red/Blue cards Bk. Blocks S Starting Line-up



24th IHF Women's Junior (U20) World Championship



Final Round, 13-16. place

Match Team Statistics

Match No. 84

Korea 34 - 19 North Macedonia

(17 - 10) (17 - 9)

27.6.2024. 15:45

Attendance: 232

Sport Centre Boris Trajkovski

Referees: Ramesh Thiyagarajah (GER) / Suresh Thiyagarajah (GER)

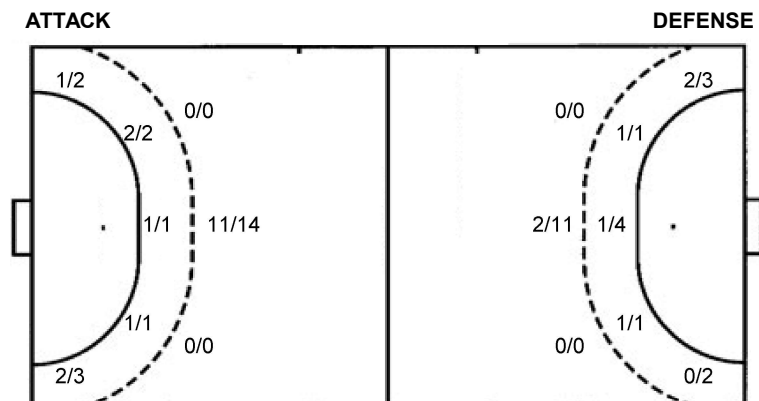
Shot distribution by player

4 H. Lee 1/1 1/2 3/3 1 miss.	6 S. Kim 1/1 1/1 1/1 1 miss.	7 S. Park 1/1 1/1 2/2 2 miss.	9 B. Kim 1/1	10 S. Lim 1/1 1/1	11 S. Kim 1/1 2/2 1 miss. 1/1 lob	17 Y. Oh 1/1 1/1
18 J. Kim 1/1 2/3 1/1 2 post 1 miss.	21 Y. Jeong 1/1 2/2 1 post	24 S. Cha	27 E. Kim	28 J. Kim	97 Y. Jo 1/1	TOTAL 2/2 5/6 8/8 3 post 6 miss. 1/1 lob

Saves distribution goalkeepers

12 G. Kim 0/2 1/1 2/5	37 J. You 1/1 0/1	72 S. Pak 1/1 0/1	TOTAL 1/3 2/2 2/6
2/2 2/2 0/4	1/1 0/1	2/2 0/1	2/2 0/2 0/5

Shots by position



7m penalties 2/3
Fastbreak 3/5
Breakthrough 8/10
Long dist. 3/7

7m penalties 2/4
Fastbreak 0/1
Breakthrough 10/15
Long dist. 0/0

Shooting statistics

Position	Goals	Sav.	Miss.	Post	Blk.	Total	%
Back (9m)	11	1	2	0	0	14	79
Line (6m)	4	0	0	0	0	4	100
Wing	3	0	1	1	0	5	60
7m penalties	2	1	0	0	0	3	67
Fastbreak	3	2	0	0	0	5	60
Breakthrough	8	0	1	1	0	10	80
Total	31	4	4	2	0	41	76

Jersey number Tot. Total shooting 6m 6m (line) shooting 9m 9m shooting Wng Wing shooting FB Fastbreak sh. 7m 7m penalty sh.
Brk. Breakthrough sh. LD Long distance sh. As. Assists PC Pass clear chance E7 Earned 7m pen. TF Technical faults St. Steals
2m 2m punishments C7. Committed 7m E2 Earned 2m pun. YC. Yellow cards R/B Red/Blue cards Blk. Blocks S Starting Line-up



24th IHF Women's Junior (U20) World Championship



Final Round, 13-16. place

Match Team Statistics

Match No. 84

Korea 34 - 19 North Macedonia

(17 - 10) (17 - 9)

27.6.2024. 15:45

Attendance: 232

Sport Centre Boris Trajkovski

Referees: Ramesh Thiyagarajah (GER) / Suresh Thiyagarajah (GER)

North Macedonia

Players		Goals / shots									Attack					Def.			Penalties				TP		
#	Surname and name	S	Tot.	%	9m	6m	Wing	7m	FB	Brk.	LD	As.	PC	E7	E2	TF	St.	C7	Blk	YC	2m	R	B		
1	CHURLINOVSKA Matea	S																							31:59
3	STEFANOSKA Sara		2/4	50	0/1			1/1		1/2			1	2			2	1							16:57
4	TRPESKA Anastasija		1/1	100		1/1																			35:33
6	RADEVSKA Bojana	S	0/2	0			0/2																		25:23
8	POPOVA Nina		0/1	0		0/1											1								18:04
14	MIFTARI Hana	S	1/3	33		1/3							1				1	2							41:42
16	JOVANOVSKA Marija																								10:05
18	RAVOJSKA Jana																								3:04
19	GJORGJIEVSKA Eva		1/2	50				0/1		1/1				1		1									9:26
21	MILENKOSKA Leona	S	2/3	67			2/3																		52:07
23	KRALEVA Mihaela	S	1/4	25	0/2					1/2			1	1	2	2	4								42:26
24	KOCEVA Borjana	S	6/9	67				0/1		6/8			2	1	1		6	1	1						43:21
25	VELICHKOVSKA Anastasija		0/1	0	0/1												1								4:42
43	RIZOSKA Emilijana		3/6	50	0/1	1/1		1/1	0/1	1/2								1							30:02
46	GJORGJIEVSKA Veronika																								4:27
91	MLADENOVSKA Iva	S	2/6	33	2/6								1	4			5								49:52
	Team / bench																								
	UKUPNO		19/42	45	2/11	3/6	2/5	2/4	0/1	10/15	0/0		6	8	4	2	21	4	2	0	1	2	0	0	

Goalkeepers		Saves / shots								
#	Surname and name	Tot.	%	9m	6m	Wing	7m	FB	Brk.	LD
1	CHURLINOVSKA Matea	2/23	9	0/7		0/2	0/2	2/5	0/6	0/1
16	JOVANOVSKA Marija	2/9	22	1/4	0/2	0/1	1/1		0/1	
46	GJORGJIEVSKA Veronika	0/4	0	0/1	0/2				0/1	
	TOTAL	4/36	11	1/12	0/4	0/3	1/3	2/5	0/8	0/1

Coach: Darko Janev

Number of attacks: 58, Efficiency: 33%, Average Duration: 36.17 seconds

Attack by type of defense

	Shots	9m	6m	Wing	TF	E7	E2
On def. 6-0	10/16	0/3	3/3	2/4	11	0	1
On def. 5-1	1/2	0/0	0/1	0/0	1	0	0
On def. 3-3	6/19	2/8	0/2	0/1	9	4	1
Fastbreak	0/1				0	0	0

Defense by type

	Total	9m	6m	Wing	Stl.	C7	2m
Def. 6-0	26/33	11/14	4/4	3/5	4	2	0
Fastbreak	3/5				0	0	2

Attack with superiority / minority / goalkeeper out

	Attack				Reaction		
	Att.	Eff.	Shots	TF	FB	LD	Tot.
7 on 6 (GK out)	32	28%	9/22	10	0/0	3/6	3/6
6 on 6 (GK out)	2	50%	1/1	1	0/0	0/0	0/0
6 on 6	21	33%	7/11	10			
6 on 5	3	67%	2/3	0			

Player superiority / GK out counted at the end of attack (in case it changes during attack)

Defense with superiority / minority / goalkeeper out

	Attack				Reaction		
	Att.	Eff.	Shots	TF	FB	LD	Tot.
7 on 6 (GK out)	4	75%	3/3	1	0/0	0/0	0/0
7 on 5 (GK out)	1	100%	1/1	0	0/0	0/0	0/0
6 on 6 (GK out)	3	67%	2/2	1	0/0	0/0	0/0
6 on 5 (GK out)	1	100%	1/1	0	0/0	0/0	0/0
6 on 6	48	56%	27/40	8			
6 on 5	1	0%	0/0	1			

Numbers show attacking numbers of opponent. Lower efficiency of opponent means better defense of this team

Jersey number Tot. Total shooting 6m 6m (line) shooting 9m 9m shooting Wng Wing shooting FB Fastbreak sh. 7m 7m penalty sh.
 Brk. Breakthrough sh. LD Long distance sh. As. Assists PC Pass clear chance E7 Earned 7m pen. TF Technical faults St. Steals
 2m 2m punishments C7. Committed 7m E2 Earned 2m pun. YC. Yellow cards R/B Red/Blue cards Blk. Blocks S Starting Line-up



24th IHF Women's Junior (U20) World Championship



Final Round, 13-16. place

Match Team Statistics

Match No. 84

Korea 34 - 19 North Macedonia

(17 - 10) (17 - 9)

27.6.2024. 15:45

Attendance: 232

Sport Centre Boris Trajkovski

Referees: Ramesh Thiyagarajah (GER) / Suresh Thiyagarajah (GER)

Shot distribution by player

3 S. Stefanoska

1/1		
1/1		

1 post 1 miss.

4 A. Trpeska

1/1		

1 post 1 miss.

6 B. Radevska

	0/1	
		0/1

1 post 2/2 lob

8 N. Popova

1 miss.

14 H. Miftari

		0/1
		1/1

1 miss.

18 J. Ravojska

2 miss.

19 E. Gjorgjievska

0/1		
		1/1

7 post 6 miss. 3/3 lob

21 L. Milenkoska

		1/1
0/1		1/1

1 post 1 miss.

23 M. Kraleva

		1/1
	0/1	

1 post 1 miss.

24 B. Koceva

1/1	0/1	1/1
	0/1	
1/1	1/1	

1 post 2/2 lob

25 A. Velichkovska

1 miss.

43 E. Rizoska

	1/1	1/1

3 post 1/1 lob

91 I. Mladenovska

		0/1
1/2		1/1

2 miss.

TOTAL

2/3	0/2	3/4
	0/2	0/2
4/6	2/2	5/5

7 post 6 miss. 3/3 lob

Saves distribution goalkeepers

1 M. Churlinovska

0/2		0/2
0/2		2/5
0/5	0/1	0/5

16 M. Jovanovska

		0/1
1/3		0/1
0/2	1/1	0/1

46 V. Gjorgjievska

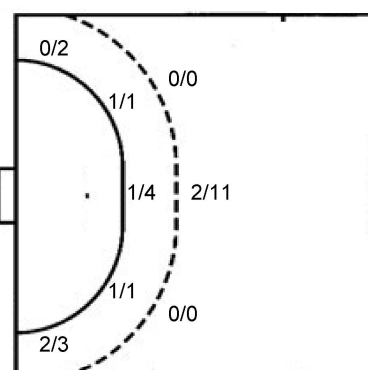
0/1		
0/1	0/1	0/1

TOTAL

0/2		0/3
1/6		2/6
0/8	1/3	0/7

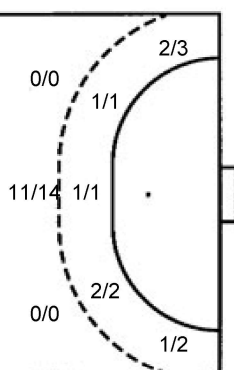
Shots by position

ATTACK



7m penalties 2/4
Fastbreak 0/1
Breakthrough 10/15
Long dist. 0/0

DEFENSE



7m penalties 2/3
Fastbreak 3/5
Breakthrough 8/10
Long dist. 3/7

Shooting statistics

Position	Goals	Sav.	Miss.	Post	Blk.	Total	%
Back (9m)	2	3	5	1	0	11	18
Line (6m)	3	1	1	1	0	6	50
Wing	2	3	0	0	0	5	40
7m penalties	2	2	0	0	0	4	50
Fastbreak	0	0	0	1	0	1	0
Breakthrough	10	1	0	4	0	15	67
Total	19	10	6	7	0	42	45

Jersey number Tot. Total shooting 6m 6m (line) shooting 9m 9m shooting Wng Wing shooting FB Fastbreak sh. 7m 7m penalty sh.
Brk. Breakthrough sh. LD Long distance sh. As. Assists PC Pass clear chance E7 Earned 7m pen. TF Technical faults St. Steals
2m 2m punishments C7. Committed 7m E2 Earned 2m pun. YC. Yellow cards R/B Red/Blue cards Blk. Blocks S Starting Line-up

Handball statistics and livescore by Toma-soft ltd (www.toma-soft.hr)

