



24th IHF Women's Junior (U20) World Championship



Final Round, 9-12. place

Match Team Statistics

Norway 42 - 27 Montenegro

27.6.2024. 15:30

Match No. 82

(24 - 14) (18 - 13)

Attendance: 70

Sport Centre Jane Sandanski

Referees: Maali Nawaf Alenezi (KUW) / Dalal Alnaseem (KUW)

Norway

#	Surname and name	S	Goals / shots								Attack				Def.			Penalties				TP		
			Tot.	%	9m	6m	Wing	7m	FB	Brk.	LD	As.	PC	E7	E2	TF	St.	C7	Blk	YC	2m		R	B
1	MARDALEN Kadija															1								29:06
2	KRUSE Stella		4/5	80			2/2	0/1	2/2							1						1		23:43
3	GRONSTAD Pia		6/7	86			3/4		3/3							1								35:10
4	LAE Sofie Donna Aasland		1/1	100						1/1		4	2		1									24:25
6	ENGER Mathea	S	5/6	83		1/2				4/4		4	1	2	2									34:39
8	KAMBURCE Selin	S	5/9	56			2/4		3/5							1	2							35:42
12	FRISENDAL Dina	S										3			1									26:33
14	HUSAAS Jenny Bing	S	5/6	83	2/3				1/1	2/2		1			1	1		1	1					31:50
15	PHARO Tuva		2/5	40		1/4			1/1				1		1							2		37:21
16	SELNES Frida Molaup																							0:51
18	SOLBAKKEN Eline Mangen	S													2	1		1			1			27:42
19	JULLUMSTRO Nicoline	S	4/5	80			3/4		1/1							1	1							24:16
20	MJOS Marie	S	2/2	100				1/1		1/1		1	1		1									14:14
23	EDNER Emma Egge		4/5	80	3/4	1/1							1		2									21:09
26	ROSENBERG Nora Eveline Cecilia		2/3	67	2/3							4	2		1	2	1		2					28:05
33	IDLAND Tiril Tveit		2/6	33	1/3					1/3		2	2		1	1								25:14
	Team / bench																							
	UKUPNO		42/60	70	8/13	3/7	10/14	1/2	11/13	9/11	0/0	19	10	2	4	15	8	1	4	1	4	0	0	

#	Surname and name	Saves / shots								
		Tot.	%	9m	6m	Wing	7m	FB	Brk.	LD
1	MARDALEN Kadija	9/21	43	2/3	4/6	2/6	1/1	0/1	0/4	
12	FRISENDAL Dina	6/19	32	2/6	2/8	1/2			1/3	
16	SELNES Frida Molaup	0/1	0		0/1					
	TOTAL	15/41	37	4/9	6/15	3/8	1/1	0/1	1/7	0/0

Coach: Eirik Haugdal

Number of attacks: 73, Efficiency: 58%, Average Duration: 20.18 seconds

Attack by type of defense

	Shots	9m	6m	Wing	TF	E7	E2
On def. 5-1	26/41	8/13	3/7	7/11	15	2	4
Fastbreak	11/13				0	0	0

Defense by type

	Total	9m	6m	Wing	Stl.	C7	2m
Def. 6-0	22/45	5/15	7/12	5/11	7	1	0
Def. 5-1	2/5	0/0	1/2	0/2	1	0	0
Fastbreak	1/1				0	0	4

Attack with superiority / minority / goalkeeper out

	Attack				Reaction		
	Att.	Eff.	Shots	TF	FB	LD	Tot.
7 on 6 (GK out)	5	40%	2/4	1	0/0	0/0	0/0
6 on 6 (GK out)	6	67%	4/5	1	0/0	1/1	1/1
6 on 6	51	59%	30/41	10			
6 on 5	8	38%	3/5	3			
6 on 4	2	100%	2/2	0			
5 on 6	1	100%	1/1	0			

Player superiority / GK out counted at the end of attack (in case it changes during attack)

Defense with superiority / minority / goalkeeper out

	Attack				Reaction		
	Att.	Eff.	Shots	TF	FB	LD	Tot.
7 on 6 (GK out)	5	20%	1/4	1	1/1	0/0	1/1
6 on 6 (GK out)	5	20%	1/3	2	0/0	0/0	0/0
5 on 6 (GK out)	1	0%	0/1	0	0/0	0/0	0/0
6 on 6	50	36%	18/34	16			
5 on 6	2	0%	0/1	1			
7 on 5 (GK out)	1	100%	1/1	0	0/0	0/0	0/0
6 on 5	8	75%	6/8	0			

Numbers show attacking numbers of opponent. Lower efficiency of opponent means better defense of this team

Jersey number Tot. Total shooting 6m 6m (line) shooting 9m 9m shooting Wng Wing shooting FB Fastbreak sh. 7m 7m penalty sh.
 Brk. Breakthrough sh. LD Long distance sh. As. Assists PC Pass clear chance E7 Earned 7m pen. TF Technical faults St. Steals
 2m 2m punishments C7. Committed 7m E2 Earned 2m pun. YC. Yellow cards R/B Red/Blue cards Blk. Blocks S Starting Line-up



24th IHF Women's Junior (U20) World Championship



Final Round, 9-12. place

Match Team Statistics

Match No. 82

Norway 42 - 27 Montenegro

(24 - 14) (18 - 13)

27.6.2024. 15:30

Attendance: 70

Sport Centre Jane Sandanski

Referees: Maali Nawaf Alenezi (KUW) / Dalal Alnaseem (KUW)

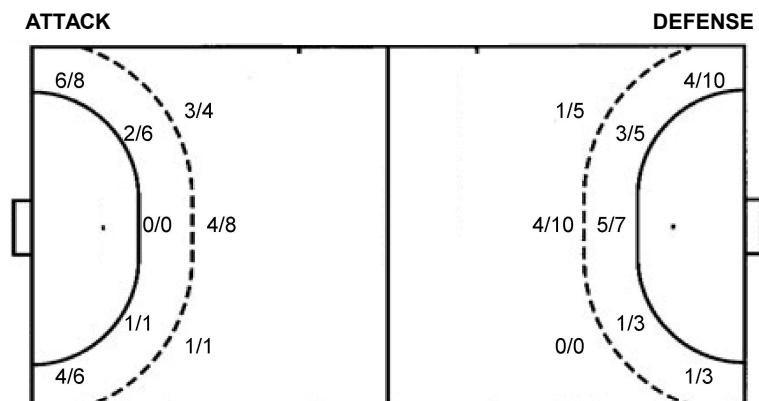
Shot distribution by player

2 S. Kruse 1 miss.	3 P. Gronstad 1/1 lob	4 S. Lae	6 M. Enger	8 S. Kamburce 1 miss. 0/1 lob	14 J. Husaas	15 T. Pharo 1 post
1/1 1/1 1/1 1/1	1/1 1/1 0/1 2/2	1/1	3/3 1/1 1/2	1/1 0/1 4/5	1/1 2/2 1/1 1/1	0/1 0/1 1/1 1/1
18 E. Solbakken	19 N. Jullumstro 1 miss.	20 M. Mjos	23 E. Edner	26 N. Rosenberg	33 T. Idland 1 post 2 miss.	TOTAL 2 post 5 miss. 1/2 lob
	3/3 1/1	2/2	0/1 2/2 2/2	0/1 2/2	1/1 0/1	7/8 7/8 1/2 2/4 7/8 7/8 0/1 10/12

Saves distribution goalkeepers

1 K. Mardalen	12 D. Frisendal	16 F. Selnes	TOTAL
2/4 1/1 0/2 1/1 1/2 1/7 2/2 1/2	2/2 0/1 1/1 1/5 2/3 0/7	0/1	4/6 1/1 0/3 2/2 1/2 2/12 4/5 1/10

Shots by position



Shooting statistics

Position	Goals	Sav.	Miss.	Post	Blk.	Total	%
Back (9m)	8	4	1	0	0	13	62
Line (6m)	3	3	0	1	0	7	43
Wing	10	2	2	0	0	14	71
7m penalties	1	0	1	0	0	2	50
Fastbreak	11	2	0	0	0	13	85
Breakthrough	9	0	1	1	0	11	82
Total	42	11	5	2	0	60	70

7m penalties	1/2
Fastbreak	11/13
Breakthrough	9/11
Long dist.	0/0

7m penalties	0/1
Fastbreak	1/1
Breakthrough	6/8
Long dist.	1/1

Jersey number Tot. Total shooting 6m 6m (line) shooting 9m 9m shooting Wng Wing shooting FB Fastbreak sh. 7m 7m penalty sh.
 Brk. Breakthrough sh. LD Long distance sh. As. Assists PC Pass clear chance E7 Earned 7m pen. TF Technical faults St. Steals
 2m 2m punishments C7. Committed 7m E2 Earned 2m pun. YC. Yellow cards R/B Red/Blue cards Blk. Blocks S Starting Line-up



24th IHF Women's Junior (U20) World Championship



Final Round, 9-12. place

Match Team Statistics
Match No. 82

Norway 42 - 27 Montenegro

(24 - 14) (18 - 13)

27.6.2024. 15:30
Attendance: 70
Sport Centre Jane Sandanski

Referees: Maali Nawaf Alenezi (KUW) / Dalal Alnaseem (KUW)

Montenegro

#	Surname and name	S	Goals / shots								Attack					Def.			Penalties				TP						
			Tot.	%	9m	6m	Wing	7m	FB	Brk.	LD	As.	PC	E7	E2	TF	St.	C7	Blk	YC	2m	R		B					
1	KECOJEVIC Aleksandra																												
2	MICEVSKI Nada	S	1/2	50	1/1						0/1				2						3	1							45:54
4	JOVANOVIC Jovana		0/1	0				0/1							1											1		21:36	
7	ARSENIJEVIC Kristina		1/1	100	1/1										1	1					1					2		21:05	
9	KUZMANOVIC Masa		3/3	100		1/1	2/2																			1		17:26	
11	VUKCEVIC Jelena	S	12/18	67	0/5	5/5		0/1	1/1	5/5	1/1			3	6						3	3	1					60:00	
13	VUJADINOVIC Ivana	S	1/3	33		0/1	1/2								1													30:00	
14	MARKOVIC Nikolina																												
16	MARSENIC Marija	S																										46:01	
17	BRAJOVIC Andrea	S	3/6	50		3/6																						36:00	
19	BURIC Sara	S	4/10	40	3/8					1/2				4	7	1	1	9	1									58:53	
20	KOLIC Ema																											2:10	
22	BAZOVIC Aleksandra																											8:40	
24	GRUJIC Mia	S	1/2	50			1/2																		1			33:49	
37	RESETAR Hristina		0/2	0		0/2																						24:00	
91	PAVICEVIC Lana		1/6	17			1/6							2														14:26	
Team / bench																													
UKUPNO			27/54	50	5/15	9/15	5/13	0/1	1/1	6/8	1/1			14	14	1	4	20	4	2	0	0	4	1	0				

#	Surname and name	Saves / shots								
		Tot.	%	9m	6m	Wing	7m	FB	Brk.	LD
1	KECOJEVIC Aleksandra									
16	MARSENIC Marija	10/42	24	4/12	3/5	1/9		2/8	0/8	
22	BAZOVIC Aleksandra	1/9	11		0/1	1/3	0/1	0/3	0/1	
TOTAL		11/51	22	4/12	3/6	2/12	0/1	2/11	0/9	0/0

Coach: Igor Markovic

Number of attacks: 72, Efficiency: 38%, Average Duration: 29.51 seconds

Attack by type of defense

	Shots	9m	6m	Wing	TF	E7	E2
On def. 6-0	22/45	5/15	7/12	5/11	17	1	4
On def. 5-1	2/5	0/0	1/2	0/2	3	0	0
Fastbreak	1/1				0	0	0

Defense by type

	Total	9m	6m	Wing	Stl.	C7	2m
Def. 5-1	26/41	8/13	3/7	7/11	4	2	0
Fastbreak	11/13				0	0	4

Attack with superiority / minority / goalkeeper out

	Attack				Reaction		
	Att.	Eff.	Shots	TF	FB	LD	Tot.
7 on 6 (GK out)	5	20%	1/4	1	1/1	0/0	1/1
6 on 6 (GK out)	5	20%	1/3	2	0/0	0/0	0/0
5 on 6 (GK out)	1	0%	0/1	0	0/0	0/0	0/0
6 on 6	50	36%	18/34	16			
5 on 6	2	0%	0/1	1			
7 on 5 (GK out)	1	100%	1/1	0	0/0	0/0	0/0
6 on 5	8	75%	6/8	0			

Player superiority / GK out counted at the end of attack (in case it changes during attack)

Defense with superiority / minority / goalkeeper out

	Attack				Reaction		
	Att.	Eff.	Shots	TF	FB	LD	Tot.
7 on 6 (GK out)	5	40%	2/4	1	0/0	0/0	0/0
6 on 6 (GK out)	6	67%	4/5	1	0/0	1/1	1/1
6 on 6	51	59%	30/41	10			
6 on 5	8	38%	3/5	3			
6 on 4	2	100%	2/2	0			
5 on 6	1	100%	1/1	0			

Numbers show attacking numbers of opponent. Lower efficiency of opponent means better defense of this team

Jersey number Tot. Total shooting 6m 6m (line) shooting 9m 9m shooting Wng Wing shooting FB Fastbreak sh. 7m 7m penalty sh.
 Brk. Breakthrough sh. LD Long distance sh. As. Assists PC Pass clear chance E7 Earned 7m pen. TF Technical faults St. Steals
 2m 2m punishments C7. Committed 7m E2 Earned 2m pun. YC. Yellow cards R/B Red/Blue cards Blk. Blocks S Starting Line-up

Handball statistics and livescore by Toma-soft ltd (www.toma-soft.hr)



24th IHF Women's Junior (U20) World Championship



Final Round, 9-12. place

Match Team Statistics

Match No. 82

Norway 42 - 27 Montenegro

(24 - 14) (18 - 13)

27.6.2024. 15:30

Attendance: 70

Sport Centre Jane Sandanski

Referees: Maali Nawaf Alenezi (KUW) / Dalal Alnaseem (KUW)

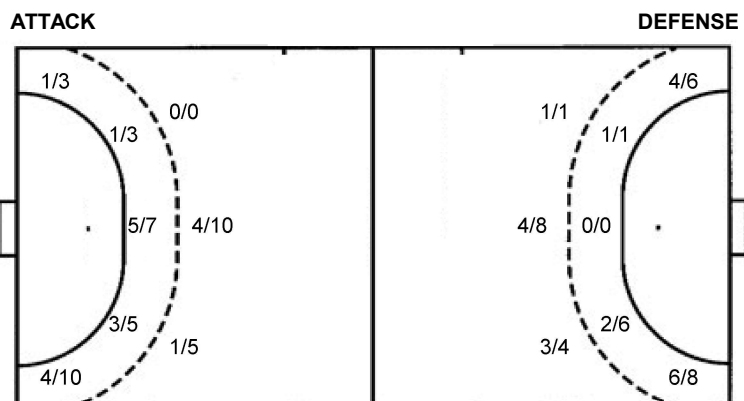
Shot distribution by player

2 N. Micevski	4 J. Jovanović	7 K. Arsenijevic	9 M. Kuzmanović	11 J. Vukčević	13 I. Vujadinovic	14 N. Markovic
1 post	1 miss.	1/1	1/1 1/1	0/1 0/1 1/1	0/1	
1/1			1/1	1/1	0/1	
				6/6 0/1 4/4	1/1	
				1 post 2 block		
17 A. Brajovic	19 S. Burić	20 E. Kolic	24 M. Grujic	37 H. Rešetar	91 L. Pavičević	TOTAL
	0/1		1/1	0/1		2/6 0/1 3/3
					0/1	0/2 1/1 1/2
1/2 1/2 1/2	1/1 0/1 3/3		1 post	0/1	1/1 0/1	10/12 1/5 9/10
	1 post 2 block				2 post 1 miss.	6 post 2 miss. 4 block

Saves distribution goalkeepers

1 A. Kecojevic	16 M. Marsenić	22 A. Bazovic	TOTAL
	1/5 1/7	0/3 0/1	1/8 1/8
	1/2 2/2 0/6	1/2	1/2 2/2 1/8
	1/6 1/1 2/12	0/2	1/8 1/1 2/12

Shots by position



7m penalties 0/1
Fastbreak 1/1
Breakthrough 6/8
Long dist. 1/1

7m penalties 1/2
Fastbreak 11/13
Breakthrough 9/11
Long dist. 0/0

Shooting statistics

Position	Goals	Sav.	Miss.	Post	Blk.	Total	%
Back (9m)	5	4	0	2	4	15	33
Line (6m)	9	6	0	0	0	15	60
Wing	5	3	2	3	0	13	38
7m penalties	0	1	0	0	0	1	0
Fastbreak	1	0	0	0	0	1	100
Breakthrough	6	1	0	1	0	8	75
Total	26	15	2	6	4	53	49

Jersey number Tot. Total shooting 6m 6m (line) shooting 9m 9m shooting Wng Wing shooting FB Fastbreak sh. 7m 7m penalty sh.
Brk. Breakthrough sh. LD Long distance sh. As. Assists PC Pass clear chance E7 Earned 7m pen. TF Technical faults St. Steals
2m 2m punishments C7. Committed 7m E2 Earned 2m pun. YC. Yellow cards R/B Red/Blue cards Blk. Blocks S Starting Line-up



24th IHF Women's Junior (U20) World Championship



Final Round, 9-12. place

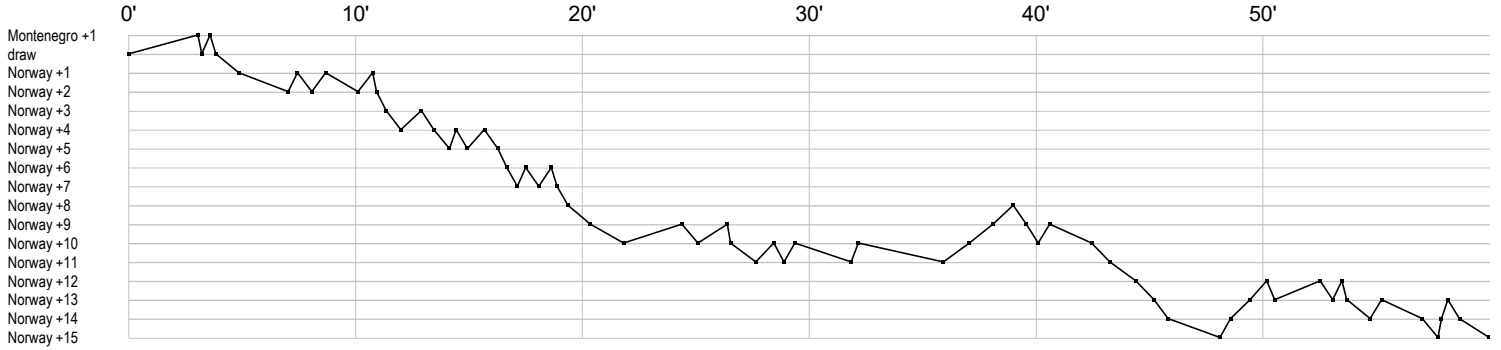
Match Team Statistics
Match No. 82

Norway 42 - 27 Montenegro

(24 - 14) (18 - 13)

27.6.2024. 15:30
Attendance: 70
Sport Centre Jane Sandanski

Referees: Maali Nawaf Alenezi (KUW) / Dalal Alnaseem (KUW)



Norway

1 Mardalen K							ts	rs	s	s	r	r	r	r	r	s	s	r	r	r	r		r	r	s	r	s	r	r	s	
2 Kruse S																															
3 Gronstad P																															
4 Lae S																															
6 Enger M																															
8 Kambruce S																															
12 Frisendal D																															
14 Husaas J																															
15 Pharo T																															
16 Selnes F																															
18 Solbakken E																															
19 Jullumstro N																															
20 Mjos M																															
23 Edner E																															
26 Rosenberg N																															
33 Idland T																															

Montenegro

1 Kecojevic A																															
2 Micevski N																															
4 Jovanović J																															
7 Arsenijevic K																															
9 Kuzmanović																															
11 Vukčević J																															
13 Vujadinovic I																															
14 Markovic N																															
16 Marsenić M																															
17 Brajovic A																															
19 Burić S																															
20 Kolic E																															
22 Bazovic A																															
24 Grujić M																															
37 Rešetar H																															
91 Pavićević L																															

In game	g Goal scored	f Missed shot	a Assist	t Technical faults	b Steal
2 2min suspension	e Earned 7m	c Committed 7m	y Yellow card	r Red Card	k Blue card
i Earned 2min.	x Block	4 4min suspension	p Pass for clear chance	s Saved shot	r Received goal