



24th IHF Women's Junior (U20) World Championship



President's Cup - Group IV, 2. round

Match Team Statistics
Match No. 80

Uzbekistan 42 - 25 USA
(20 - 14) (22 - 11)

25.6.2024. 13:00
Attendance: 20
Sport Centre Jane Sandanski
Hall 2

Referees: Miguel Soria (ESP) / Miha Satler (SLO)

Shot distribution by player

3 S. Sapparbaeva

	0/1	2/2
1/1		1/1

2 miss. 1 block 1/1 lob

4 Z. Alimova

1/1		
2/2		3/3
		2/3

1 post 1 miss.

8 S. Abyllaeva

	1/1	1/2
		1/1

14 K. Anastasiya

15 I. Bayjanova

		1/1

1 post

17 S. Mullaeva

	0/1	1/1
	1/2	3/3
0/1		2/3

1 post 2/2 lob

26 G. Iminjonova

		1/1
	0/1	

44 S. Fozilova

	0/1	

66 L. Shamieva

		0/1
1/1	1/1	

76 Z. Marimboeva

1/2		
2/2	0/1	

1/1 lob

77 S. Erkabaeva

1/2		1/1
2/3	0/1	1/1
1/1	1/1	2/3

2 post

TOTAL

2/3	0/1	2/3
5/7	2/6	11/12
5/6	2/4	9/12

5 post 3 miss. 1 block 4/4 lob

Saves distribution goalkeepers

1 M. Ibragimova

12 R. Ruzieva

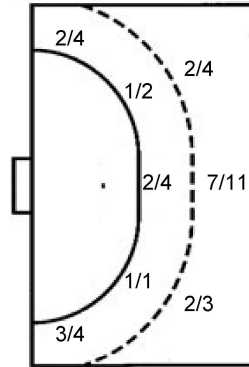
2/3	2/2	0/3
4/12	5/5	5/6
1/2	2/7	2/8

TOTAL

2/3	2/2	0/3
4/12	5/5	5/6
1/2	2/7	2/8

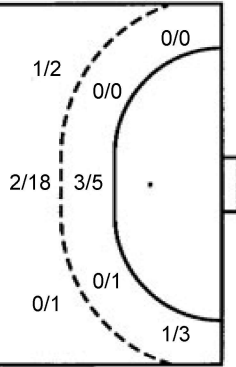
Shots by position

ATTACK



7m penalties 1/1
Fastbreak 7/12
Breakthrough 11/17
Long dist. 2/3

DEFENSE



7m penalties 4/6
Fastbreak 2/4
Breakthrough 12/20
Long dist. 0/0

Shooting statistics

Position	Goals	Sav.	Miss.	Post	Blk.	Total	%
Back (9m)	11	4	2	0	1	18	61
Line (6m)	4	2	0	1	0	7	57
Wing	5	3	0	0	0	8	63
7m penalties	1	0	0	0	0	1	100
Fastbreak	7	3	0	2	0	12	58
Breakthrough	11	3	1	2	0	17	65
Total	39	15	3	5	1	63	62

Jersey number Tot. Total shooting 6m 6m (line) shooting 9m 9m shooting Wng Wing shooting FB Fastbreak sh. 7m 7m penalty sh.
Brk. Breakthrough sh. LD Long distance sh. As. Assists PC Pass clear chance E7 Earned 7m pen. TF Technical faults St. Steals
2m 2m punishments C7. Committed 7m E2 Earned 2m pun. YC. Yellow cards R/B Red/Blue cards Blk. Blocks S Starting Line-up

Handball statistics and livescore by Toma-soft ltd (www.toma-soft.hr)



24th IHF Women's Junior (U20) World Championship



President's Cup - Group IV, 2. round

Match Team Statistics
Match No. 80

Uzbekistan 42 - 25 USA
(20 - 14) (22 - 11)

25.6.2024. 13:00
Attendance: 20
Sport Centre Jane Sandanski
Hall 2

Referees: Miguel Soria (ESP) / Miha Satler (SLO)

Shot distribution by player

2 M. Martinez

0/1		0/1

5 D. Licea

0/1		
3/6	0/1	1/1
1/1	0/1	1/2

1 post 1 miss.

6 I. Hannevik

2/2		0/2
	2/2	1/1

3 post 1 miss.

7 L. Dobreff

1/2		
	0/1	0/1
0/1	2/2	2/2

2 post 1 miss. 1 block

8 E. Jeong

	0/1	
	0/1	0/1
	0/1	

10 I. Da Cruz

12 A. Sumalla

13 V. Kreis

17 M. Ready

	0/1	1/1
1/1		

1 miss.

21 H. Faulkner

23 E. Nesper

		2/2
2/3	0/1	
	1/1	2/3

1 post

TOTAL

1/3	0/2	3/3
8/12	0/5	1/6
1/2	5/7	6/8

7 post 4 miss. 1 block

Saves distribution goalkeepers

1 J. Malysz

1/1		
0/4	3/3	1/7
0/2	1/2	2/6

16 L. Gronwald

0/2	1/1	1/3
2/3	1/1	0/5
1/4	1/2	1/6

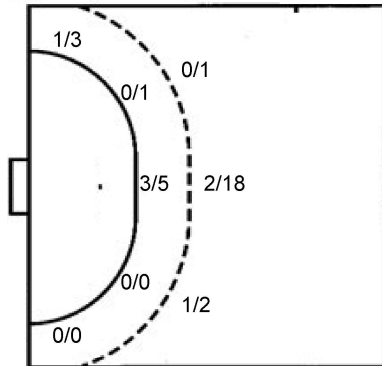
19 S. Menchaca

TOTAL

1/3	1/1	1/3
2/7	4/4	1/12
1/6	2/4	3/12

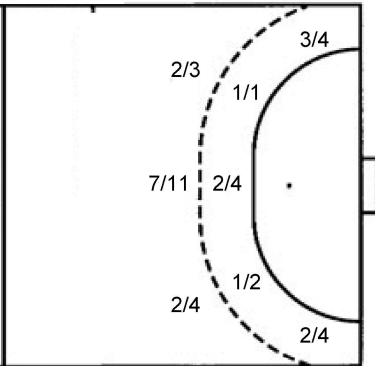
Shots by position

ATTACK



7m penalties 4/6
Fastbreak 2/4
Breakthrough 12/20
Long dist. 0/0

DEFENSE



7m penalties 1/1
Fastbreak 7/12
Breakthrough 11/17
Long dist. 2/3

Shooting statistics

Position	Goals	Sav.	Miss.	Post	Blk.	Total	%
Back (9m)	3	11	3	3	1	21	14
Line (6m)	3	2	0	1	0	6	50
Wing	1	2	0	0	0	3	33
7m penalties	4	1	0	1	0	6	67
Fastbreak	2	2	0	0	0	4	50
Breakthrough	12	5	1	2	0	20	60
Total	25	23	4	7	1	60	42

Jersey number Tot. Total shooting 6m 6m (line) shooting 9m 9m shooting Wng Wing shooting FB Fastbreak sh. 7m 7m penalty sh.
Brk. Breakthrough sh. LD Long distance sh. As. Assists PC Pass clear chance E7 Earned 7m pen. TF Technical faults St. Steals
2m 2m punishments C7. Committed 7m E2 Earned 2m pun. YC. Yellow cards R/B Red/Blue cards Blk. Blocks S Starting Line-up

Handball statistics and livescore by Toma-soft ltd (www.toma-soft.hr)

