



24th IHF Women's Junior (U20) World Championship



Group G, 3. round

Match Team Statistics

Match No. 45

Guinea 30 - 28 Uzbekistan

(15 - 17) (15 - 11)

22.6.2024. 10:00

Attendance: 30

Sport Centre Jane Sandanski

Hall 2

Referees: Ahmad Gheisarian (IRI) / Amir Gheisarian (IRI)

Shot distribution by player

2 M. Bangoura

1/1		
1/1		1/1
0/1		1/1

1/1 lob

3 D. Soumah

1/3		
		1/1

5 A. Diallo

1/1		1/1
1/2		1/1

6 F. Diassy

1/1 lob

8 K. Sankhon

3/4		1/1
4/5		
2/2		0/1

2 post 1 miss.

10 M. Konate

1/1	0/1	
		1/2

12 M. Soumah

		1/1
		1/1

13 D. Cisse

	0/1	

15 M. Soumah

1/1		
0/1		0/1

1 post 1 miss.

18 A. Kaba

23 F. Keita

0/1		1/1

26 M. Camara

		1/1

30 A. Bangoura

1/1		0/1
0/1	0/1	0/1

TOTAL

8/11	0/1	3/4
6/8	0/1	3/3
3/7	0/1	5/9

3 post 2 miss. 2/2 lob

Saves distribution goalkeepers

1 F. Soumah

16 M. Conte

1/7		3/9
		1/6
1/5		4/10

22 M. Bangoura

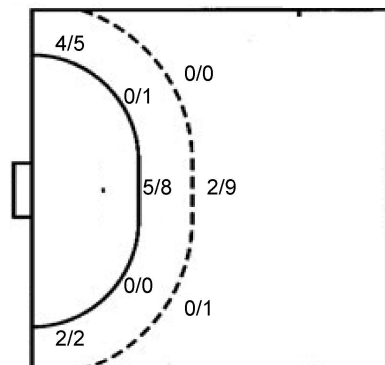
		0/1

TOTAL

1/7		3/9
		1/6
1/5		4/11

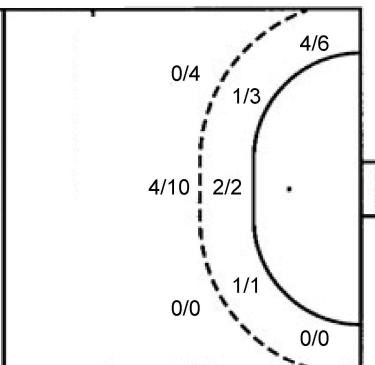
Shots by position

ATTACK



7m penalties 2/3
Fastbreak 3/3
Breakthrough 11/19
Long dist. 0/0

DEFENSE



7m penalties 3/3
Fastbreak 6/7
Breakthrough 7/11
Long dist. 0/0

Shooting statistics

Position	Goals	Sav.	Miss.	Post	Blk.	Total	%
Back (9m)	2	4	2	2	0	10	20
Line (6m)	5	4	0	0	0	9	56
Wing	6	1	0	0	0	7	86
7m penalties	2	1	0	0	0	3	67
Fastbreak	3	0	0	0	0	3	100
Breakthrough	11	7	0	1	0	19	58
Total	29	17	2	3	0	51	57

Jersey number Tot. Total shooting 6m 6m (line) shooting 9m 9m shooting Wng Wing shooting FB Fastbreak sh. 7m 7m penalty sh.
Brk. Breakthrough sh. LD Long distance sh. As. Assists PC Pass clear chance E7 Earned 7m pen. TF Technical faults St. Steals
2m 2m punishments C7. Committed 7m E2 Earned 2m pun. YC. Yellow cards R/B Red/Blue cards Blk. Blocks S Starting Line-up

Handball statistics and livescore by Toma-soft ltd (www.toma-soft.hr)



24th IHF Women's Junior (U20) World Championship



Group G, 3. round

Match Team Statistics
Match No. 45

Guinea 30 - 28 Uzbekistan
(15 - 17) (15 - 11)

22.6.2024. 10:00
Attendance: 30
Sport Centre Jane Sandanski
Hall 2

Referees: Ahmad Gheisarian (IRI) / Amir Gheisarian (IRI)

Uzbekistan

Players		Goals / shots									Attack					Def.			Penalties				TP	
#	Surname and name	S	Tot.	%	9m	6m	Wing	7m	FB	Brk.	LD	As.	PC	E7	E2	TF	St.	C7	Bik	YC	2m	R		B
1	IBRAGIMOVA Marjona																							
3	SAPARBAEVA Sarbinaz	S	4/7	57	1/4	1/1				2/2		1	1		1	3								58:52
4	ALIMOVA Zarema	S	4/6	67	1/1				1/1	2/4		6	1	1		5								58:51
8	ABYLLAEVA Shakhlo	S	0/1	0						0/1		2				2		1			1			46:57
12	RUZIEVA Rukhshona	S										3	1				1							60:00
14	ANASTASIYA Khudoyarova																							
15	BAYJANOVA Ilmira																							
17	MULLAEVA Sabina	S	9/13	69		2/3	4/6		2/3	1/1		3		1	2	2	1	1						59:22
26	IMINJONOVA Gulasal																							3:29
44	FOZILOVA Shodiyona																							0:02
66	SHAMIEVA Lobar	S	3/3	100				3/3						1	1	1					2			37:06
76	MARIMBOEVA Zulaykho	S	4/4	100					3/3	1/1							1							42:15
77	ERKABAEVA Sevinch		4/13	31	2/9	1/2				1/2		2			1	3		1						52:15
Team / bench																								
UKUPNO			28/47	60	4/14	4/6	4/6	3/3	6/7	7/11	0/0	17	3	3	5	16	3	3	0	0	3	0	0	

Goalkeepers		Saves / shots								
#	Surname and name	Tot.	%	9m	6m	Wing	7m	FB	Brk.	LD
1	IBRAGIMOVA Marjona									
12	RUZIEVA Rukhshona	17/47	36	4/6	4/9	1/8	1/3	0/3	7/18	
TOTAL		17/47	36	4/6	4/9	1/8	1/3	1/3	7/18	0/0

Coach: Zafar Azimov

Number of attacks: 62, Efficiency: 45%, Average Duration: 27.19 seconds

Attack by type of defense

	Shots	9m	6m	Wing	TF	E7	E2
On def. 6-0	4/9	1/4	0/0	1/1	5	2	1
On def. 5-1	15/28	3/10	4/6	3/5	11	1	4
Fastbreak	6/7				0	0	0

Defense by type

	Total	9m	6m	Wing	Stl.	C7	2m
Def. 6-0	20/34	2/7	4/6	6/7	3	2	0
Def. 5-1	3/10	0/3	1/3	0/0	0	1	0
Def. 3-3	1/1	0/0	0/0	0/0	0	0	0
Fastbreak	3/3				0	0	3

Attack with superiority / minority / goalkeeper out

	Attack				Reaction		
	Att.	Eff.	Shots	TF	FB	LD	Tot.
6 on 6	47	36%	17/34	13			
5 on 6	4	50%	2/3	1			
6 on 5	8	88%	7/7	1			
5 on 5	1	0%	0/0	1			
6 on 4	2	100%	2/2	0			

Player superiority / GK out counted at the end of attack (in case it changes during attack)

Defense with superiority / minority / goalkeeper out

	Attack				Reaction		
	Att.	Eff.	Shots	TF	FB	LD	Tot.
7 on 6 (GK out)	1	0%	0/1	0	0/0	0/0	0/0
6 on 6	45	49%	22/34	11			
6 on 5	7	86%	6/6	1			
5 on 6	7	29%	2/4	3			
5 on 5	1	0%	0/0	1			
4 on 6	1	0%	0/0	1			

Numbers show attacking numbers of opponent. Lower efficiency of opponent means better defense of this team

Jersey number Tot. Total shooting 6m 6m (line) shooting 9m 9m shooting Wng Wing shooting FB Fastbreak sh. 7m 7m penalty sh.
Brk. Breakthrough sh. LD Long distance sh. As. Assists PC Pass clear chance E7 Earned 7m pen. TF Technical faults St. Steals
2m 2m punishments C7. Committed 7m E2 Earned 2m pun. YC. Yellow cards R/B Red/Blue cards Blk. Blocks S Starting Line-up



24th IHF Women's Junior (U20) World Championship



Group G, 3. round

Match Team Statistics

Match No. 45

Guinea 30 - 28 Uzbekistan

(15 - 17) (15 - 11)

22.6.2024. 10:00

Attendance: 30

Sport Centre Jane Sandanski

Hall 2

Referees: Ahmad Gheisarian (IRI) / Amir Gheisarian (IRI)

Shot distribution by player

3 S. Sapparbaeva

1/1		1/1
		2/2

1 post 2 miss.

4 Z. Alimova

1/1		
		1/1
		2/4

8 S. Abyllaeva

1 post

14 K. Anastasiya

15 I. Bayjanova

17 S. Mullaeva

1/1		4/5
		1/1
1/1		2/3

1 post 0/1 lob

26 G. Iminjonova

44 S. Fozilova

66 L. Shamieva

		1/1
1/1		1/1

76 Z. Marimboeva

2/2		
		1/1
1/1		

77 S. Erkabaeva

1/2		0/2
		0/1
1/2		2/3

2 post 1 miss.

TOTAL

6/7		6/9
		5/6
4/5		7/11

5 post 3 miss. 0/1 lob

Saves distribution goalkeepers

1 M. Ibragimova

12 R. Ruzieva

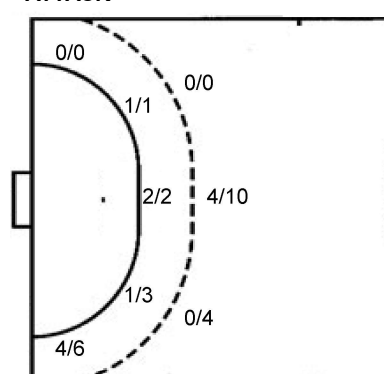
3/11	1/1	1/4
2/8	1/1	0/3
4/7	1/1	4/9

TOTAL

3/11	1/1	1/4
2/8	1/1	0/3
4/7	1/1	4/9

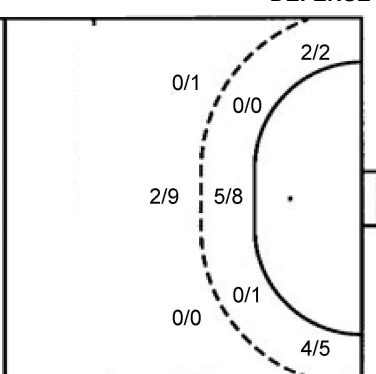
Shots by position

ATTACK



7m penalties 3/3
Fastbreak 6/7
Breakthrough 7/11
Long dist. 0/0

DEFENSE



7m penalties 2/3
Fastbreak 3/3
Breakthrough 11/19
Long dist. 0/0

Shooting statistics

Position	Goals	Sav.	Miss.	Post	Blk.	Total	%
Back (9m)	4	5	3	2	0	14	29
Line (6m)	4	1	0	1	0	6	67
Wing	4	2	0	0	0	6	67
7m penalties	3	0	0	0	0	3	100
Fastbreak	6	1	0	0	0	7	86
Breakthrough	7	2	0	2	0	11	64
Total	28	11	3	5	0	47	60

Jersey number Tot. Total shooting 6m 6m (line) shooting 9m 9m shooting Wng Wing shooting FB Fastbreak sh. 7m 7m penalty sh.
Brk. Breakthrough sh. LD Long distance sh. As. Assists PC Pass clear chance E7 Earned 7m pen. TF Technical faults St. Steals
2m 2m punishments C7. Committed 7m E2 Earned 2m pun. YC. Yellow cards R/B Red/Blue cards Blk. Blocks S Starting Line-up

Handball statistics and livescore by Toma-soft ltd (www.toma-soft.hr)

