





# 24th IHF Women's Junior (U20) World Championship



Group B, 3. round

## Match Team Statistics

Match No. 36

## Switzerland 31 - 22 Egypt

(15 - 14) (16 - 8)

22.6.2024. 09:00

Attendance: 55

Sport Centre Jane Sandanski

Referees: Danielo Bozhinovski (MKD) / Viktor Nachevski (MKD)

### Shot distribution by player

#### 2 A. Schläpfer

|  |  |  |
|--|--|--|
|  |  |  |
|  |  |  |
|  |  |  |

1 post

#### 4 L. Arpagaus

|  |  |  |
|--|--|--|
|  |  |  |
|  |  |  |
|  |  |  |

#### 6 L. Schürmann

|  |     |     |
|--|-----|-----|
|  |     | 2/2 |
|  | 1/1 | 1/1 |
|  |     |     |

#### 7 C. Coker

|     |     |     |
|-----|-----|-----|
|     |     |     |
| 0/1 |     |     |
| 0/1 | 1/1 | 1/1 |

#### 9 K. Erni

|     |  |     |
|-----|--|-----|
| 1/1 |  | 1/1 |
| 0/2 |  |     |
|     |  | 1/1 |

1 post

#### 10 S. Zaetta

|  |  |  |
|--|--|--|
|  |  |  |
|  |  |  |
|  |  |  |

#### 14 N. Bucher

|     |     |     |
|-----|-----|-----|
| 2/3 |     |     |
| 0/1 | 0/1 | 1/1 |
| 2/2 |     | 1/1 |

3 block 2/2 lob

#### 18 U. Schnider

|  |  |  |
|--|--|--|
|  |  |  |
|  |  |  |
|  |  |  |

1 post

#### 19 Y. Mosimann

|     |  |  |
|-----|--|--|
| 1/1 |  |  |
|     |  |  |
|     |  |  |

1 post 1 miss.

#### 21 A. Riner

|     |     |     |
|-----|-----|-----|
| 2/2 | 1/1 |     |
|     |     | 2/2 |
|     |     |     |

#### 22 A. Lauper

|     |     |  |
|-----|-----|--|
|     |     |  |
|     | 1/1 |  |
| 1/1 |     |  |

#### 33 N. Snedkerud

|     |  |     |
|-----|--|-----|
|     |  |     |
|     |  | 1/1 |
| 1/1 |  |     |

#### 34 E. Bächtiger

|     |  |     |
|-----|--|-----|
|     |  |     |
|     |  |     |
| 1/1 |  | 1/1 |

1 miss.

#### 39 S. Albrecht

|  |  |     |
|--|--|-----|
|  |  | 1/1 |
|  |  |     |
|  |  | 1/1 |

1 post

### TOTAL

|     |     |     |
|-----|-----|-----|
| 6/7 | 1/1 | 4/4 |
| 0/4 | 2/3 | 5/5 |
| 5/6 | 1/1 | 5/5 |

5 post 2 miss. 3 block 2/2 lob

### Saves distribution goalkeepers

#### 12 C. Chappuis

|     |     |     |
|-----|-----|-----|
| 1/3 | 1/1 | 1/2 |
| 1/2 | 1/1 | 1/1 |
| 3/6 | 2/3 | 0/2 |

#### 30 C. Hartz

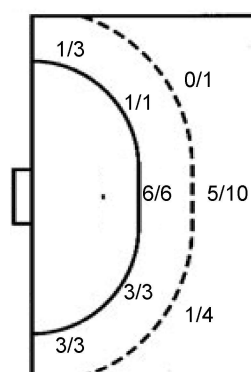
|     |     |     |
|-----|-----|-----|
| 0/1 |     | 0/1 |
| 1/1 | 0/1 | 0/2 |
| 0/3 | 0/1 | 1/4 |

### TOTAL

|     |     |     |
|-----|-----|-----|
| 1/4 | 1/1 | 1/3 |
| 2/3 | 1/2 | 1/3 |
| 3/9 | 2/4 | 1/6 |

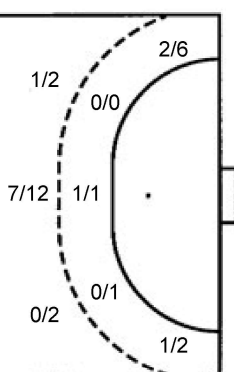
### Shots by position

#### ATTACK



7m penalties 4/4  
Fastbreak 1/1  
Breakthrough 4/10  
Long dist. 2/2

#### DEFENSE



7m penalties 1/3  
Fastbreak 0/0  
Breakthrough 9/11  
Long dist. 0/0

### Shooting statistics

| Position     | Goals     | Sav.     | Miss.    | Post     | Blk.     | Total     | %         |
|--------------|-----------|----------|----------|----------|----------|-----------|-----------|
| Back (9m)    | 6         | 4        | 1        | 1        | 3        | 15        | 40        |
| Line (6m)    | 10        | 0        | 0        | 0        | 0        | 10        | 100       |
| Wing         | 4         | 0        | 0        | 2        | 0        | 6         | 67        |
| 7m penalties | 4         | 0        | 0        | 0        | 0        | 4         | 100       |
| Fastbreak    | 1         | 0        | 0        | 0        | 0        | 1         | 100       |
| Breakthrough | 4         | 3        | 1        | 2        | 0        | 10        | 40        |
| <b>Total</b> | <b>29</b> | <b>7</b> | <b>2</b> | <b>5</b> | <b>3</b> | <b>46</b> | <b>63</b> |

# Jersey number Tot. Total shooting 6m 6m (line) shooting 9m 9m shooting Wng Wing shooting FB Fastbreak sh. 7m 7m penalty sh.  
Brk. Breakthrough sh. LD Long distance sh. As. Assists PC Pass clear chance E7 Earned 7m pen. TF Technical faults St. Steals  
2m 2m punishments C7. Committed 7m E2 Earned 2m pun. YC. Yellow cards R/B Red/Blue cards Blk. Blocks S Starting Line-up

Handball statistics and livescore by Toma-soft ltd (www.toma-soft.hr)





# 24th IHF Women's Junior (U20) World Championship



Group B, 3. round

## Match Team Statistics

Match No. 36

## Switzerland 31 - 22 Egypt

(15 - 14) (16 - 8)

22.6.2024. 09:00

Attendance: 55

Sport Centre Jane Sandanski

Referees: Danielo Bozhinovski (MKD) / Viktor Nachevski (MKD)

### Shot distribution by player

2 M. Mohamed Sonbol

|  |     |  |
|--|-----|--|
|  |     |  |
|  |     |  |
|  | 0/1 |  |

4 S. Ashraf Elbarky

|  |  |  |
|--|--|--|
|  |  |  |
|  |  |  |
|  |  |  |

5 N. Ahmed Abdelfattah

|     |  |     |
|-----|--|-----|
|     |  | 1/1 |
| 0/1 |  |     |
|     |  |     |
|     |  | 1/1 |

8 M. Omar Ibrahim

|     |     |     |
|-----|-----|-----|
|     |     | 1/2 |
| 0/1 |     |     |
| 2/2 | 1/1 | 1/2 |

9 S. Mahmoud Elsheref

|     |  |  |
|-----|--|--|
|     |  |  |
|     |  |  |
| 1/1 |  |  |

1 miss.

11 L. Osama Abdalla

|     |     |     |
|-----|-----|-----|
| 2/2 |     |     |
| 0/1 | 1/2 | 1/1 |
| 2/3 | 1/1 | 3/3 |

1 post

14 K. Hatem Salama

|     |  |  |
|-----|--|--|
|     |  |  |
|     |  |  |
| 1/1 |  |  |

15 N. Ehab Aboshweka

|     |  |  |
|-----|--|--|
|     |  |  |
|     |  |  |
| 0/1 |  |  |

1 block

17 N. Tamer Ataweya

|  |  |  |
|--|--|--|
|  |  |  |
|  |  |  |
|  |  |  |

22 T. Kamel Gadallah

|  |  |  |
|--|--|--|
|  |  |  |
|  |  |  |
|  |  |  |

1 post

25 M. Ahmed Mohamed

|     |  |     |
|-----|--|-----|
|     |  |     |
| 1/1 |  | 0/1 |
|     |  |     |

1 post

28 N. Tarek Abdelrahman

|     |     |     |
|-----|-----|-----|
| 1/1 |     |     |
|     |     | 1/1 |
|     | 0/1 |     |

89 F. Mahmoud Oraby

|     |  |  |
|-----|--|--|
|     |  |  |
|     |  |  |
| 0/1 |  |  |

99 J. Salaheldin Abdelkader

|  |     |  |
|--|-----|--|
|  | 0/1 |  |
|  |     |  |
|  |     |  |

### TOTAL

|     |     |     |
|-----|-----|-----|
| 3/4 | 0/1 | 2/3 |
| 1/3 | 1/2 | 2/3 |
| 6/9 | 2/4 | 5/6 |

3 post 1 miss. 1 block

### Saves distribution goalkeepers

1 L. Ashraf Abdelgany

|     |     |     |
|-----|-----|-----|
| 1/4 | 0/1 | 0/3 |
| 3/3 | 1/1 | 0/2 |
| 1/2 | 0/1 | 0/5 |

98 G. Wael Sayed

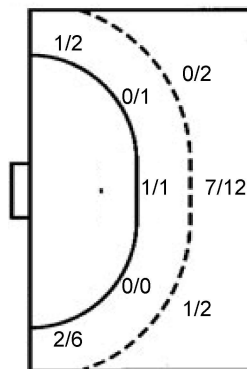
|     |  |     |
|-----|--|-----|
| 0/3 |  | 0/1 |
| 1/1 |  | 0/3 |
| 0/4 |  |     |

### TOTAL

|     |     |     |
|-----|-----|-----|
| 1/7 | 0/1 | 0/4 |
| 4/4 | 1/1 | 0/5 |
| 1/6 | 0/1 | 0/5 |

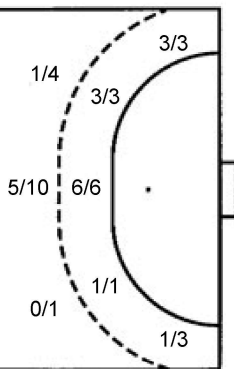
### Shots by position

#### ATTACK



|              |      |
|--------------|------|
| 7m penalties | 1/3  |
| Fastbreak    | 0/0  |
| Breakthrough | 9/11 |
| Long dist.   | 0/0  |

#### DEFENSE



|              |      |
|--------------|------|
| 7m penalties | 4/4  |
| Fastbreak    | 1/1  |
| Breakthrough | 4/10 |
| Long dist.   | 2/2  |

### Shooting statistics

| Position     | Goals     | Sav.      | Miss.    | Post     | Blk.     | Total     | %         |
|--------------|-----------|-----------|----------|----------|----------|-----------|-----------|
| Back (9m)    | 8         | 5         | 0        | 2        | 1        | 16        | 50        |
| Line (6m)    | 1         | 1         | 0        | 0        | 0        | 2         | 50        |
| Wing         | 3         | 4         | 0        | 1        | 0        | 8         | 38        |
| 7m penalties | 1         | 2         | 0        | 0        | 0        | 3         | 33        |
| Fastbreak    | 0         | 0         | 0        | 0        | 0        | 0         | 0         |
| Breakthrough | 9         | 1         | 1        | 0        | 0        | 11        | 82        |
| <b>Total</b> | <b>22</b> | <b>13</b> | <b>1</b> | <b>3</b> | <b>1</b> | <b>40</b> | <b>55</b> |

# Jersey number Tot. Total shooting 6m 6m (line) shooting 9m 9m shooting Wng Wing shooting FB Fastbreak sh. 7m 7m penalty sh.  
 Brk. Breakthrough sh. LD Long distance sh. As. Assists PC Pass clear chance E7 Earned 7m pen. TF Technical faults St. Steals  
 2m 2m punishments C7. Committed 7m E2 Earned 2m pun. YC. Yellow cards R/B Red/Blue cards Blk. Blocks S Starting Line-up

Handball statistics and livescore by Toma-soft ltd (www.toma-soft.hr)

