



24th IHF Women's Junior (U20) World Championship



Group G, 2. round

Match Team Statistics
Match No. 30

Montenegro 43 - 30 Guinea
(25 - 13) (18 - 17)

21.6.2024. 11:15
Attendance: 60
Sport Centre Jane Sandanski

Referees: Eskil Braseth (NOR) / Leif Andre Sundet (NOR)

Montenegro

#	Surname and name	S	Goals / shots								Attack				Def.			Penalties		TP				
			Tot.	%	9m	6m	Wing	7m	FB	Brk.	LD	As.	PC	E7	E2	TF	St.	C7	Bik		YC	2m	R	B
2	MICEVSKI Nada														2									15:55
4	JOVANOVIĆ Jovana	S	2/3	67			1/2		1/1															27:51
7	ARSENIJEVIĆ Kristina		2/2	100	2/2						1		1		1		1							13:10
9	KUZMANOVIĆ Masa		3/3	100			1/1		2/2		1				2									21:52
11	VUKČEVIĆ Jelena		13/16	81	0/1	2/2		3/4	4/4	4/5	3	1			1	2	2			1				46:19
13	VUJADINOVIĆ Ivana	S	9/9	100			2/2	1/1	6/6		2					3	1							31:02
14	MARKOVIĆ Nikolina	S	2/3	67	1/1					1/2	4		2	1	3	1	1				2			45:35
15	MILOŠEVIĆ Andela		2/5	40	1/4					1/1	6				5		1							33:04
16	MARSENIĆ Marija	S									2													28:26
17	BRAJOVIĆ Andrea	S											1				1					1		18:38
19	BURIĆ Sara	S	2/2	100	1/1					1/1	4		1		4		1							30:24
20	KOLIC Ema	S	4/4	100		4/4								1										21:19
22	BAZOVIĆ Aleksandra																							28:28
24	GRUJIC Mia		3/3	100		1/1	1/1		1/1		1													30:00
37	REŠETAR Hristina		1/1	100		1/1									1		1							21:11
91	PAVIČEVIĆ Lana										1										1			6:35
	Team / bench																							
	UKUPNO		43/51	84	5/9	8/8	5/6	4/5	14/14	7/9	0/0	25	1	5	2	19	6	9	0	0	4	1	0	

#	Surname and name	Saves / shots								
		Tot.	%	9m	6m	Wing	7m	FB	Brk.	LD
16	MARSENIĆ Marija	12/23	52	2/2	1/4	4/6	2/3	0/1	3/7	
22	BAZOVIĆ Aleksandra	4/22	18	1/2	0/3	3/5	0/6	0/1	0/5	
	TOTAL	16/45	36	3/4	1/7	7/11	2/9	0/2	3/12	0/0

Coach: Igor Markovic

Number of attacks: 70, Efficiency: 61%, Average Duration: 19.66 seconds

Attack by type of defense

	Shots	9m	6m	Wing	TF	E7	E2
On def. 6-0	10/13	1/2	2/2	3/4	5	4	2
On def. 5-1	15/19	4/7	6/6	2/2	14	1	0
Fastbreak	14/14				0	0	0

Defense by type

	Total	9m	6m	Wing	Stl.	C7	2m
Def. 6-0	20/40	1/7	6/7	4/14	6	9	0
Fastbreak	2/2				0	0	4

Attack with superiority / minority / goalkeeper out

	Attack				Reaction		
	Att.	Eff.	Shots	TF	FB	LD	Tot.
7 on 6 (GK out)	3	33%	1/1	2	0/0	0/0	0/0
6 on 6 (GK out)	6	33%	2/2	4	1/1	0/0	1/1
5 on 6 (GK out)	1	0%	0/0	1	0/0	1/1	1/1
6 on 6	51	67%	34/41	10			
6 on 5	8	63%	5/6	2			
5 on 6	1	100%	1/1	0			

Player superiority / GK out counted at the end of attack (in case it changes during attack)

Defense with superiority / minority / goalkeeper out

	Attack				Reaction		
	Att.	Eff.	Shots	TF	FB	LD	Tot.
6 on 6	53	40%	21/35	18			
5 on 6	6	17%	1/4	2			
6 on 5	8	75%	6/8	0			
6 on 4	2	100%	2/2	0			

Numbers show attacking numbers of opponent. Lower efficiency of opponent means better defense of this team

Jersey number Tot. Total shooting 6m 6m (line) shooting 9m 9m shooting Wng Wing shooting FB Fastbreak sh. 7m 7m penalty sh.
Brk. Breakthrough sh. LD Long distance sh. As. Assists PC Pass clear chance E7 Earned 7m pen. TF Technical faults St. Steals
2m 2m punishments C7. Committed 7m E2 Earned 2m pun. YC. Yellow cards R/B Red/Blue cards Blk. Blocks S Starting Line-up



24th IHF Women's Junior (U20) World Championship



Group G, 2. round

Match Team Statistics

Match No. 30

Montenegro 43 - 30 Guinea

(25 - 13) (18 - 17)

21.6.2024. 11:15

Attendance: 60

Sport Centre Jane Sandanski

Referees: Eskil Braseth (NOR) / Leif Andre Sundet (NOR)

Shot distribution by player

2 N. Micevski	4 J. Jovanović	7 K. Arsenijević	9 M. Kuzmanović	11 J. Vukčević	13 I. Vujadinović	14 N. Marković
	1/1 0/1			3/4 1/1 1/1		
	1/1			1/1 0/1 1/1		1/2 1/1
			3/3	4/4 2/2	4/4 3/3	
				1 post	1/1 lob	
15 A. Milošević	17 A. Brajović	19 S. Burić	20 E. Kolic	24 M. Grujic	37 H. Rešetar	91 L. Pavičević
			1/1	1/1		
				1/1		
			2/2	1/1	1/1	
1 miss.			1/1 lob			

TOTAL

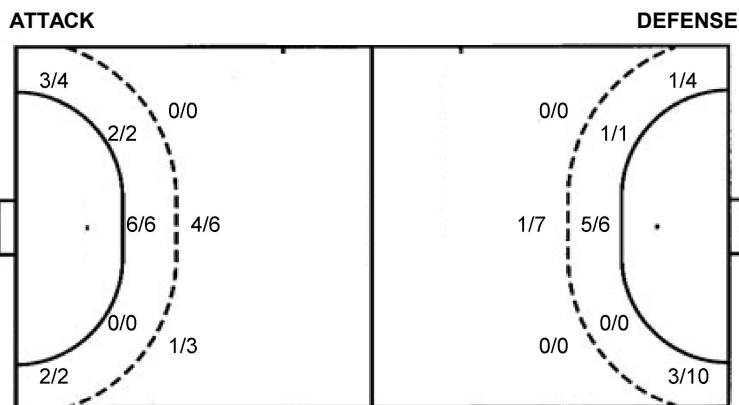
6/7	2/3	4/4
4/5	0/1	4/6
15/15		6/6

1 post 1 miss. 2/2 lob

Saves distribution goalkeepers

16 M. Marsenić	22 A. Bazovic	TOTAL
2/4 2/3 0/1	0/1 1/1 0/1	2/5 3/4 0/2
2/2 1/1 1/3	1/3 0/5	3/5 1/1 1/8
1/4 1/1 1/2	0/6 2/4 0/1	1/10 3/5 1/3

Shots by position



7m penalties 4/5
Fastbreak 14/14
Breakthrough 7/9
Long dist. 0/0

7m penalties 7/10
Fastbreak 2/2
Breakthrough 9/12
Long dist. 1/1

Shooting statistics

Position	Goals	Sav.	Miss.	Post	Blk.	Total	%
Back (9m)	5	3	1	0	0	9	56
Line (6m)	8	0	0	0	0	8	100
Wing	5	1	0	0	0	6	83
7m penalties	4	0	0	1	0	5	80
Fastbreak	14	0	0	0	0	14	100
Breakthrough	7	2	0	0	0	9	78
Total	43	6	1	1	0	51	84

Jersey number Tot. Total shooting 6m 6m (line) shooting 9m 9m shooting Wng Wing shooting FB Fastbreak sh. 7m 7m penalty sh.
Brk. Breakthrough sh. LD Long distance sh. As. Assists PC Pass clear chance E7 Earned 7m pen. TF Technical faults St. Steals
2m 2m punishments C7. Committed 7m E2 Earned 2m pun. YC. Yellow cards R/B Red/Blue cards Blk. Blocks S Starting Line-up

Handball statistics and livescore by Toma-soft ltd (www.toma-soft.hr)



24th IHF Women's Junior (U20) World Championship



Group G, 2. round

Match Team Statistics

Montenegro 43 - 30 Guinea

21.6.2024. 11:15

Match No. 30

(25 - 13) (18 - 17)

Attendance: 60

Sport Centre Jane Sandanski

Referees: Eskil Braseth (NOR) / Leif Andre Sundet (NOR)

Guinea

#	Surname and name	S	Goals / shots								Attack					Def.			Penalties			TP					
			Tot.	%	9m	6m	Wing	7m	FB	Brk.	LD	As.	PC	E7	E2	TF	St.	C7	Blk	YC	2m		R	B			
1	SOUMAH Fatoumata	S																									29:53
2	BANGOURA Mariama	S	5/6	83	1/1			2/2		2/3					8	7	3	2	8	1							42:51
3	SOUMAH Diaraye		7/7	100		6/6			1/1								1		1	1						53:24	
5	DIALLO Aissatou	S	1/5	20			1/4			0/1					3									1		27:34	
6	DIASSY Fatoumata Binta																									9:36	
8	SANKHON Kadiatou	S	4/10	40	0/2		2/6			2/2				1		2	1	2	1	3						49:29	
10	KONATE Mama	S	1/1	100						1/1				2	2	1			1	1				1		27:02	
12	SOUMAH M'mah		0/3	0	0/1		0/2																			36:47	
13	CISSE Diakonba	S	0/1	0		0/1											1			1						20:40	
15	SOUMAH Mayelie	S	10/15	67	0/1		1/2	5/8	1/1	3/3				1	1	1	1	4	1	1				1		44:47	
16	CONTE M'mahawa																									14:16	
18	KABA Aminata																										
22	BANGOURA Mabinty																										15:51
23	KEITA Fatoumata																										0:39
26	CAMARA Mariétou																										
30	BANGOURA Aicha		2/5	40	0/2					1/2	1/1							4	3							46:58	
	Team / bench																										
	UKUPNO		30/53	57	1/7	6/7	4/14	7/10	2/2	9/12	1/1			12	13	9	4	20	9	5	0	0	3	0	0		

#	Surname and name	Saves / shots								
		Tot.	%	9m	6m	Wing	7m	FB	Brk.	LD
1	SOUMAH Fatoumata	5/22	23	3/6	0/3	0/1	0/6	2/6		
16	CONTE M'mahawa	0/13	0	0/2	0/4	0/3	0/1	0/2	0/1	
22	BANGOURA Mabinty	1/14	7	0/1	1/3	0/2	0/6	0/2		
	TOTAL	6/49	12	3/8	0/8	1/6	0/4	0/14	2/9	0/0

Coach: Lansana Dinalo Camara

Number of attacks: 69, Efficiency: 43%, Average Duration: 32.09 seconds

Attack by type of defense

	Shots	9m	6m	Wing	TF	E7	E2
On def. 6-0	20/40	1/7	6/7	4/14	20	9	4
Fastbreak	2/2				0	0	0

Defense by type

	Total	9m	6m	Wing	Stl.	C7	2m
Def. 6-0	10/13	1/2	2/2	3/4	1	4	0
Def. 5-1	15/19	4/7	6/6	2/2	8	1	0
Fastbreak	14/14				0	0	3

Attack with superiority / minority / goalkeeper out

	Attack				Reaction		
	Att.	Eff.	Shots	TF	FB	LD	Tot.
6 on 6	53	40%	21/35	18			
5 on 6	6	17%	1/4	2			
6 on 5	8	75%	6/8	0			
6 on 4	2	100%	2/2	0			

Player superiority / GK out counted at the end of attack (in case it changes during attack)

Defense with superiority / minority / goalkeeper out

	Attack				Reaction		
	Att.	Eff.	Shots	TF	FB	LD	Tot.
7 on 6 (GK out)	3	33%	1/1	2	0/0	0/0	0/0
6 on 6 (GK out)	6	33%	2/2	4	1/1	0/0	1/1
5 on 6 (GK out)	1	0%	0/0	1	0/0	1/1	1/1
6 on 6	51	67%	34/41	10			
6 on 5	8	63%	5/6	2			
5 on 6	1	100%	1/1	0			

Numbers show attacking numbers of opponent. Lower efficiency of opponent means better defense of this team

Jersey number Tot. Total shooting 6m 6m (line) shooting 9m 9m shooting Wng Wing shooting FB Fastbreak sh. 7m 7m penalty sh.
 Brk. Breakthrough sh. LD Long distance sh. As. Assists PC Pass clear chance E7 Earned 7m pen. TF Technical faults St. Steals
 2m 2m punishments C7. Committed 7m E2 Earned 2m pun. YC. Yellow cards R/B Red/Blue cards Blk. Blocks S Starting Line-up



24th IHF Women's Junior (U20) World Championship



Group G, 2. round

Match Team Statistics

Match No. 30

Montenegro 43 - 30 Guinea

(25 - 13) (18 - 17)

21.6.2024. 11:15

Attendance: 60

Sport Centre Jane Sandanski

Referees: Eskil Braseth (NOR) / Leif Andre Sundet (NOR)

Shot distribution by player

2 M. Bangoura

1/1		
3/3		

1/2 lob

3 D. Soumah

	1/1	
		4/4
2/2		

5 A. Diallo

	0/1	
0/1		
1/1	0/1	

1 miss.

6 F. Diassy

8 K. Sankhon

2/2	0/1	
0/2	0/1	1/1
	1/2	

10 M. Konate

1/1		

12 M. Soumah

		0/1

2 miss.

13 D. Cisse

0/1		

15 M. Soumah

	0/1	2/2
1/1		2/2
2/3	1/1	2/3

2 post

18 A. Kaba

23 F. Keita

26 M. Camara

30 A. Bangoura

1/2		
	1/1	
	0/1	

1 post

TOTAL

3/5	1/4	2/2
2/5	1/2	7/8
9/10	2/5	2/3

3 post 3 miss. 1/2 lob

Saves distribution goalkeepers

1 F. Soumah

1/5	0/1	0/1
1/3	1/1	2/4
0/5		0/1

16 M. Conte

0/1		0/1
0/1		
0/7		0/2

22 M. Bangoura

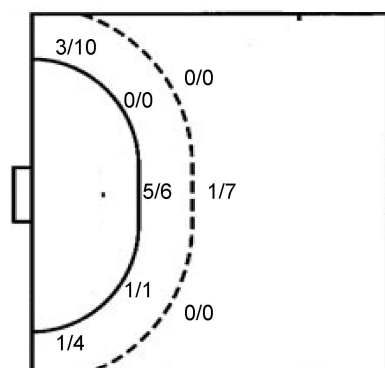
0/1	1/2	0/2
0/1		0/2
0/3		0/3

TOTAL

1/7	1/3	0/4
1/5	1/1	2/6
0/15		0/6

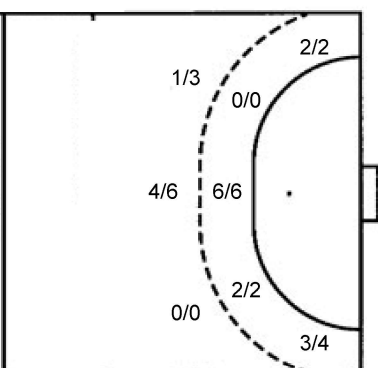
Shots by position

ATTACK



7m penalties 7/10
Fastbreak 2/2
Breakthrough 9/12
Long dist. 1/1

DEFENSE



7m penalties 4/5
Fastbreak 14/14
Breakthrough 7/9
Long dist. 0/0

Shooting statistics

Position	Goals	Sav.	Miss.	Post	Blk.	Total	%
Back (9m)	1	3	1	2	0	7	14
Line (6m)	6	1	0	0	0	7	86
Wing	4	8	2	0	0	14	29
7m penalties	7	2	0	1	0	10	70
Fastbreak	2	0	0	0	0	2	100
Breakthrough	9	3	0	0	0	12	75
Total	29	17	3	3	0	52	56

Jersey number Tot. Total shooting 6m 6m (line) shooting 9m 9m shooting Wng Wing shooting FB Fastbreak sh. 7m 7m penalty sh.
Brk. Breakthrough sh. LD Long distance sh. As. Assists PC Pass clear chance E7 Earned 7m pen. TF Technical faults St. Steals
2m 2m punishments C7. Committed 7m E2 Earned 2m pun. YC. Yellow cards R/B Red/Blue cards Blk. Blocks S Starting Line-up

Handball statistics and livescore by Toma-soft ltd (www.toma-soft.hr)

