



24th IHF Women's Junior (U20) World Championship



Final Round, Semifinals

Match Team Statistics
Match No. 111

Netherlands 24 - 28 Hungary

(15 - 12) (9 - 16)

28.6.2024. 18:00
Attendance: 259
Sport Centre Boris Trajkovski

Referees: Eskil Braseth (NOR) / Leif Andre Sundet (NOR)

Netherlands

#	Surname and name	S	Goals / shots								Attack					Def.			Penalties				TP		
			Tot.	%	9m	6m	Wing	7m	FB	Brk.	LD	As.	PC	E7	E2	TF	St.	C7	Blk	YC	2m	R		B	
1	VAN DER VORST Nikki																							2:07	
2	SCHANSSEMA Bianca	S																						53:09	
3	VAN DIEPEN Lynn																								
5	VAN DER HELM Judith		4/9	44	4/9										2			3		2	1			46:32	
7	LOY Jalisha	S	2/5	40						2/5					1	3	1	2						41:56	
9	BAKKER Donna	S	8/10	80		0/1	7/8			1/1														58:12	
11	LUCHIES Daphne	S	2/5	40	2/5									2	1			4						33:23	
12	VAN VLIET Lois	S	4/6	67			2/3	2/3																58:52	
14	VAN MAURIK Alieke	S	4/10	40	3/8				0/1	1/1				5							1			58:22	
15	HOLTMAN Lynn																								
21	MAARSCHALKERWEERD Romée	S	0/3	0		0/3								1		1	1				1	2		54:09	
23	ALDERDEN Rozemarijn																								
24	HORVERS Maud																								
28	HÖLSCHER Lisa																								
37	MUILENBURG Fenna													1										11:27	
38	SCHOLTEN Paris																								
	Team / bench																						1		
	UKUPNO		24/48	50	9/22	0/4	9/11	2/4	2/2	2/5	0/0			9	4	4	2	9	1	2	2	1	2	0	0

#	Surname and name	Saves / shots								
		Tot.	%	9m	6m	Wing	7m	FB	Brk.	LD
1	VAN DER VORST Nikki	0/2	0		0/1				0/1	
2	SCHANSSEMA Bianca	10/35	29	5/8	1/5	1/5	0/2	0/1	3/14	
	TOTAL	10/37	27	5/8	1/6	1/5	0/2	0/1	3/15	0/0

Coach: Ricardo Clarijs

Number of attacks: 55, Efficiency: 44%, Average Duration: 31.45 seconds

Attack by type of defense

	Shots	9m	6m	Wing	TF	E7	E2
On def. 6-0	13/23	7/15	0/1	6/7	6	1	1
On def. 5-1	7/17	2/5	0/3	3/4	3	2	1
On def. 4-2	0/1	0/1	0/0	0/0	0	1	0
Fastbreak	2/2				0	0	0

Defense by type

	Total	9m	6m	Wing	Stl.	C7	2m
Def. 6-0	24/46	3/18	5/7	4/5	1	2	0
Fastbreak	1/1				0	0	2

Attack with superiority / minority / goalkeeper out

	Attack				Reaction		
	Att.	Eff.	Shots	TF	FB	LD	Tot.
7 on 6 (GK out)	13	54%	7/12	1	0/0	1/2	1/2
6 on 6 (GK out)	2	50%	1/2	0	0/0	0/0	0/0
6 on 6	36	36%	13/28	8			
6 on 5	4	75%	3/4	0			

Player superiority / GK out counted at the end of attack (in case it changes during attack)

Defense with superiority / minority / goalkeeper out

	Attack				Reaction		
	Att.	Eff.	Shots	TF	FB	LD	Tot.
7 on 6 (GK out)	7	29%	2/4	3	0/0	0/0	0/0
6 on 6 (GK out)	2	100%	2/2	0	0/0	0/0	0/0
6 on 6	42	50%	21/34	8			
6 on 5	4	75%	3/3	1			

Numbers show attacking numbers of opponent. Lower efficiency of opponent means better defense of this team

Jersey number Tot. Total shooting 6m 6m (line) shooting 9m 9m shooting Wng Wing shooting FB Fastbreak sh. 7m 7m penalty sh.
Brk. Breakthrough sh. LD Long distance sh. As. Assists PC Pass clear chance E7 Earned 7m pen. TF Technical faults St. Steals
2m 2m punishments C7. Committed 7m E2 Earned 2m pun. YC. Yellow cards R/B Red/Blue cards Blk. Blocks S Starting Line-up



24th IHF Women's Junior (U20) World Championship



Final Round, Semifinals

Match Team Statistics

Match No. 111

Netherlands 24 - 28 Hungary

(15 - 12) (9 - 16)

28.6.2024. 18:00

Attendance: 259

Sport Centre Boris Trajkovski

Referees: Eskil Braseth (NOR) / Leif Andre Sundet (NOR)

Shot distribution by player

3 L. Van Diepen

5 J. Van Der Helm

2/2		1/1
	0/1	0/1
		1/1

2 post 1 block

7 J. Loy

0/1		
1/1		1/1

2 miss.

9 D. Bakker

2/2		
1/1		0/1
1/1		3/3

1 miss. 1/1 lob

11 D. Luchies

		1/2
0/1		1/1

1 post

12 L. Van Vliet

		1/1
2/2		0/1
		1/1

1 miss.

14 A. Van Maurik

		1/1
		1/3
2/2		0/1

1 post 2 miss.

15 L. Holtman

21 R.

0/1	0/1	

1 post

23 R. Alderden

24 M. Horvers

28 L. Hölscher

37 F. Muilenburg

38 P. Scholten

TOTAL

4/4		3/3
3/4	0/1	2/8
4/6	0/1	7/8

5 post 6 miss. 1 block 1/1 lob

Saves distribution goalkeepers

1 N. Van Der Vorst

		0/1
0/1		

2 B. Schanssema

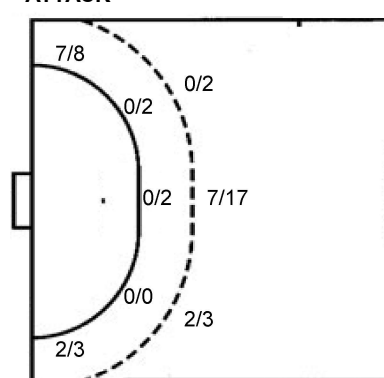
1/5		0/1
1/3	2/2	2/6
2/14		2/3

TOTAL

1/5		0/1
1/3	2/2	2/7
2/15		2/3

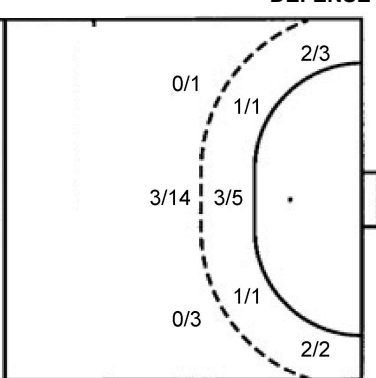
Shots by position

ATTACK



7m penalties 2/4
Fastbreak 2/2
Breakthrough 2/5
Long dist. 0/0

DEFENSE



7m penalties 2/2
Fastbreak 1/1
Breakthrough 12/16
Long dist. 1/2

Shooting statistics

Position	Goals	Sav.	Miss.	Post	Blk.	Total	%
Back (9m)	9	6	2	4	1	22	41
Line (6m)	0	3	0	1	0	4	0
Wing	9	0	2	0	0	11	82
7m penalties	2	2	0	0	0	4	50
Fastbreak	2	0	0	0	0	2	100
Breakthrough	2	1	2	0	0	5	40
Total	24	12	6	5	1	48	50

Jersey number Tot. Total shooting 6m 6m (line) shooting 9m 9m shooting Wng Wing shooting FB Fastbreak sh. 7m 7m penalty sh.
Brk. Breakthrough sh. LD Long distance sh. As. Assists PC Pass clear chance E7 Earned 7m pen. TF Technical faults St. Steals
2m 2m punishments C7. Committed 7m E2 Earned 2m pun. YC. Yellow cards R/B Red/Blue cards Blk. Blocks S Starting Line-up

Handball statistics and livescore by Toma-soft ltd (www.toma-soft.hr)



24th IHF Women's Junior (U20) World Championship



Final Round, Semifinals

Match Team Statistics

Match No. 111

Netherlands 24 - 28 Hungary

(15 - 12) (9 - 16)

28.6.2024. 18:00

Attendance: 259

Sport Centre Boris Trajkovski

Referees: Eskil Braseth (NOR) / Leif Andre Sundet (NOR)

Hungary

#	Surname and name	S	Goals / shots							Attack					Def.			Penalties				TP					
			Tot.	%	9m	6m	Wing	7m	FB	Brk.	LD	As.	PC	E7	E2	TF	St.	C7	Blk	YC	2m		R	B			
3	VARGA Emília	S	2/2	100																							28:05
5	CSIKOS Luca	S	2/10	20	1/9																						34:17
9	IMRE Szofi	S																									15:48
15	TÖRÖK Fanni Zsuzsanna																										3:41
17	PANYI Krsztina Anna																										1:16
18	CSERNYÁNSZKI Liliána		2/5	40	0/3																						22:48
19	VÁRTOK Tamara	S	3/4	75		1/1	2/2																				59:23
28	ZAJ Klára																										41:30
33	KOVÁCS Anikó		5/6	83	1/1																						23:20
34	GÉM Léna																										0:21
36	SZABÓ Lili Zsófi		2/2	100		2/2																					28:51
44	HORVÁTH Fanni		0/1	0																							2:40
48	FARAGÓ Lea		6/10	60	1/5																						33:56
80	KÖVER Luca	S	2/4	50		2/4																					32:41
81	FARKAS Júlia Agnes	S	1/3	33																							33:44
99	SZABÓ Anna	S	3/4	75		2/3																					55:48
	Team / bench																										
	UKUPNO		28/51	55	3/18	5/7	4/5	2/2	1/1	12/16	1/2																

#	Surname and name	Saves / shots								
		Tot.	%	9m	6m	Wing	7m	FB	Brk.	LD
9	IMRE Szofi	1/9	11	1/3		0/4	0/1	0/1		
28	ZAJ Klára	11/27	41	5/12	3/3	0/5	2/3	0/1	1/3	
	TOTAL	12/36	33	6/15	3/3	0/9	2/4	0/2	1/3	0/0

Coach: Zoltán Szilágyi

Number of attacks: 55, Efficiency: 51%, Average Duration: 33.62 seconds

Attack by type of defense

	Shots	9m	6m	Wing	TF	E7	E2
On def. 6-0	24/46	3/18	5/7	4/5	12	2	2
Fastbreak	1/1				0	0	0

Defense by type

	Total	9m	6m	Wing	Stl.	C7	2m
Def. 6-0	13/23	7/15	0/1	6/7	0	1	0
Def. 5-1	7/17	2/5	0/3	3/4	2	2	0
Def. 4-2	0/1	0/1	0/0	0/0	0	1	0
Fastbreak	2/2				0	0	2

Attack with superiority / minority / goalkeeper out

	Attack				Reaction		
	Att.	Eff.	Shots	TF	FB	LD	Tot.
7 on 6 (GK out)	7	29%	2/4	3	0/0	0/0	0/0
6 on 6 (GK out)	2	100%	2/2	0	0/0	0/0	0/0
6 on 6	42	50%	21/34	8			
6 on 5	4	75%	3/3	1			

Player superiority / GK out counted at the end of attack (in case it changes during attack)

Defense with superiority / minority / goalkeeper out

	Attack				Reaction		
	Att.	Eff.	Shots	TF	FB	LD	Tot.
7 on 6 (GK out)	13	54%	7/12	1	0/0	1/2	1/2
6 on 6 (GK out)	2	50%	1/2	0	0/0	0/0	0/0
6 on 6	36	36%	13/28	8			
6 on 5	4	75%	3/4	0			

Numbers show attacking numbers of opponent. Lower efficiency of opponent means better defense of this team

Jersey number Tot. Total shooting 6m 6m (line) shooting 9m 9m shooting Wng Wing shooting FB Fastbreak sh. 7m 7m penalty sh.
 Brk. Breakthrough sh. LD Long distance sh. As. Assists PC Pass clear chance E7 Earned 7m pen. TF Technical faults St. Steals
 2m 2m punishments C7. Committed 7m E2 Earned 2m pun. YC. Yellow cards R/B Red/Blue cards Blk. Blocks S Starting Line-up



24th IHF Women's Junior (U20) World Championship



Final Round, Semifinals

Match Team Statistics
Match No. 111

Netherlands 24 - 28 Hungary
(15 - 12) (9 - 16)

28.6.2024. 18:00
Attendance: 259
Sport Centre Boris Trajkovski

Referees: Eskil Braseth (NOR) / Leif Andre Sundet (NOR)

Shot distribution by player

3 E. Varga	5 L. Csikos	15 F. Török	17 K. Panyi	18 L. Csernyánszki	19 T. Vártok	33 A. Kovács
2/2	1/1 0/1 0/1 1/1 4 miss. 2 block			1/1 0/1 1/1 2 post	1/1 2/2 1 miss.	1/1 4/4 0/1
34 L. Gém	36 L. Szabó	44 F. Horváth	48 L. Faragó	80 L. Kövér	81 J. Farkas	99 A. Szabó
	1/1 1/1	0/1	0/1 1/1 1/1 2 miss.	1/1 1/2 1 post	1/2 1 post	2/2 0/1 1/1 lob

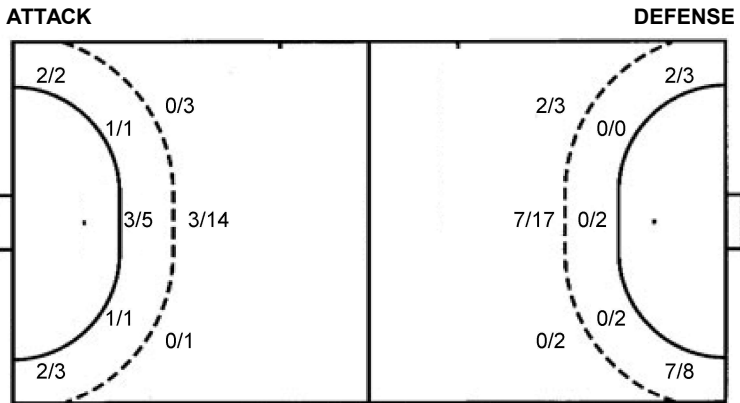
TOTAL

4/5	1/1
2/3	1/3
13/15	5/7
4 post 7 miss. 2 block 1/1 lob	1/3

Saves distribution goalkeepers

9 S. Imre	28 K. Zaj	TOTAL
0/1 0/1 0/2	0/3 1/3 2/4	0/3 1/1 1/1
0/1 1/2 0/2	0/2 5/6 1/6	0/3 6/8 1/8

Shots by position



7m penalties	2/2	7m penalties	2/4
Fastbreak	1/1	Fastbreak	2/2
Breakthrough	12/16	Breakthrough	2/5
Long dist.	1/2	Long dist.	0/0

Shooting statistics

Position	Goals	Sav.	Miss.	Post	Blk.	Total	%
Back (9m)	3	5	6	2	2	18	17
Line (6m)	5	1	0	1	0	7	71
Wing	4	1	0	0	0	5	80
7m penalties	2	0	0	0	0	2	100
Fastbreak	1	0	0	0	0	1	100
Breakthrough	12	3	0	1	0	16	75
Total	27	10	6	4	2	49	55

Jersey number Tot. Total shooting 6m 6m (line) shooting 9m 9m shooting Wng Wing shooting FB Fastbreak sh. 7m 7m penalty sh.
Brk. Breakthrough sh. LD Long distance sh. As. Assists PC Pass clear chance E7 Earned 7m pen. TF Technical faults St. Steals
2m 2m punishments C7. Committed 7m E2 Earned 2m pun. YC. Yellow cards R/B Red/Blue cards Blk. Blocks S Starting Line-up

