



24th IHF Women's Junior (U20) World Championship



Final Round, 31-32. place

Match Team Statistics

Match No. 108

Algeria 24 - 23 Mexico

(9 - 11) (10 - 8) (SO: 5 - 4)

28.6.2024. 13:00

Attendance: 15

Sport Centre Jane Sandanski

Hall 2

Referees: Ante Mikelic (CRO) / Petar Paradina (CRO)

Shot distribution by player

5 F. Imane 1 post 2/3	6 S. Azzi 1 post	8 O. Kenza	10 H. Makdoud 1 block 1/1	11 M. Fettani 2 post 1/1, 0/1, 2/2, 1/3	12 A. Berkani	15 S. Naceur 1/2
17 M. Chebli 1 post 3/4 lob 0/1, 0/1, 1/2, 1/2	20 Z. Meriem 1 post 1/1 lob	21 S. Atmani 1 post 2 miss. 1/1, 1/1	22 L. Yelles 1/1 lob	27 L. Berkani 1 post 1/1	77 I. Aissa 3 miss. 1/1, 0/1, 1/1, 2/2, 0/1	99 W. Radja 1 miss. 1/2 lob 0/1, 0/1, 1/1

TOTAL

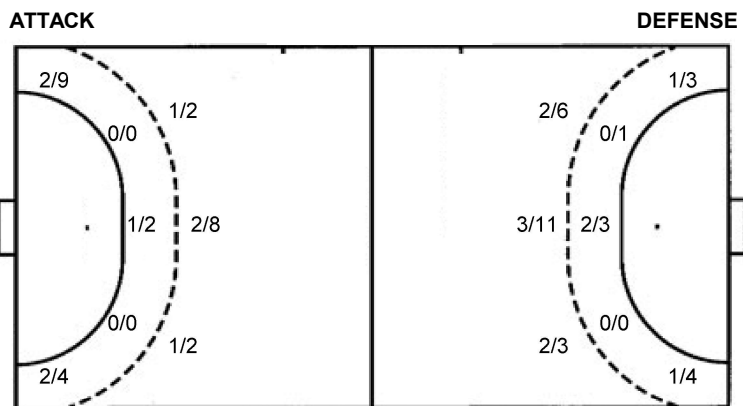
2/3	0/1	
1/1	0/1	0/3
8/9	1/2	6/11

7 post 6 miss. 1 block 6/8 lob

Saves distribution goalkeepers

16 Z. Haddad 1/2, 2/2, 7/14	33 O. Salah 0/1, 0/1	TOTAL 1/3, 2/2, 8/16	2/6 1/1, 3/6
---------------------------------------	--------------------------------	--------------------------------	------------------------

Shots by position



7m penalties 6/9
Fastbreak 4/5
Breakthrough 5/12
Long dist. 0/0

7m penalties 4/7
Fastbreak 0/1
Breakthrough 8/12
Long dist. 0/0

Shooting statistics

Position	Goals	Sav.	Miss.	Post	Blk.	Total	%
Back (9m)	4	4	3	0	1	12	33
Line (6m)	1	0	0	1	0	2	50
Wing	4	7	0	2	0	13	31
7m penalties	6	1	0	2	0	9	67
Fastbreak	4	0	1	0	0	5	80
Breakthrough	5	3	2	2	0	12	42
Total	24	15	6	7	1	53	45

Jersey number Tot. Total shooting 6m 6m (line) shooting 9m 9m shooting Wng Wing shooting FB Fastbreak sh. 7m 7m penalty sh.
Brk. Breakthrough sh. LD Long distance sh. As. Assists PC Pass clear chance E7 Earned 7m pen. TF Technical faults St. Steals
2m 2m punishments C7. Committed 7m E2 Earned 2m pun. YC. Yellow cards R/B Red/Blue cards Blk. Blocks S Starting Line-up



24th IHF Women's Junior (U20) World Championship



Final Round, 31-32. place

Match Team Statistics
Match No. 108

Algeria 24 - 23 Mexico
(9 - 11) (10 - 8) (SO: 5 - 4)

28.6.2024. 13:00
Attendance: 15
Sport Centre Jane Sandanski
Hall 2

Referees: Ante Mikelic (CRO) / Petar Paradina (CRO)

Mexico

#	Surname and name	S	Goals / shots								Attack					Def.			Penalties			TP						
			Tot.	%	9m	6m	Wing	7m	FB	Brk.	LD	As.	PC	E7	E2	TF	St.	C7	Blk	YC	2m		R	B				
2	CERVANTES ROBLES Mia Michelle	S	0/3	0			0/3						1				1											30:55
4	PAZ CORRAL Dahena Yamileth		4/8	50	1/2			0/1					1	1		1	2											27:45
5	VERDUGO VEJAR Jenifer																											0:43
6	VALDEZ PEREZ Mia Renata	S	2/5	40	0/1			1/2		0/1	1/1					1	1											42:23
7	HERNANDEZ GARCIA Mayra Annette	S	3/6	50	2/2			0/1	0/1					1			3											57:07
8	MURILLO CUEVA Cielo Astrid	S																										9:15
9	GONZALEZ QUEZADA Victoria Yaraczel		0/1	0				0/1								2									1			29:44
10	CAMPOS CANALES Ximena		3/5	60		1/3		2/2																		1		26:07
12	DE LA CRUZ MARTINEZ Andrea Michel																											0:42
13	ALCALA MELENDEZ Lilia Carolina															1												
14	LOPEZ LOPEZ Maria Rubi		2/2	100	1/1			1/1				1					1											17:47
17	VIRGEN LEZAMA Valeria	S	6/14	43	3/11	1/1		1/1		1/1		1	1		1	2	1	1										59:20
24	VENANCIO RAMOS Karewit Alexandra	S																										59:18
55	MATA CARRASCO Denisse Paola	S	3/7	43	0/3			1/1				1				5									2			58:54
Team / bench																												
UKUPNO			23/51	45	7/20	2/4	2/7	4/7	0/1	8/12	0/0	5	3	0	2	17	2	2	1	0	5	0	0					

Goalkeepers		Saves / shots								
#	Surname and name	Tot.	%	9m	6m	Wing	7m	FB	Brk.	LD
12	DE LA CRUZ MARTINEZ Andrea Michel	1/5	20				1/5			
24	VENANCIO RAMOS Karewit Alexandra	14/34	41	4/8	0/1	7/11	0/2	0/4	3/8	
TOTAL		15/39	38	4/8	0/1	7/11	1/7	0/4	3/8	0/0

Coach: Rogelio Antonio Mancilla Garza

Number of attacks: 66, Efficiency: 35%, Average Duration: 36.24 seconds

Attack by type of defense

	Shots	9m	6m	Wing	TF	E7	E2
On def. 6-0	11/24	4/8	1/3	1/5	9	0	1
On def. 5-1	8/19	3/12	1/1	1/2	8	0	1
Fastbreak	0/1				0	0	0

Defense by type

	Total	9m	6m	Wing	Stl.	C7	2m
Def. 6-0	6/9	0/1	1/1	2/4	0	2	0
Def. 4-2	8/29	4/11	0/1	2/8	2	0	0
Fastbreak	4/5				0	0	5

Attack with superiority / minority / goalkeeper out

	Attack				Reaction		
	Att.	Eff.	Shots	TF	FB	LD	Tot.
6 on 6	54	31%	17/38	16			
5 on 6	8	50%	4/7	1			
6 on 5	4	50%	2/4	0			

Player superiority / GK out counted at the end of attack (in case it changes during attack)

Defense with superiority / minority / goalkeeper out

	Attack				Reaction		
	Att.	Eff.	Shots	TF	FB	LD	Tot.
6 on 6	54	37%	20/38	16			
6 on 5	10	30%	3/8	2			
5 on 6	3	33%	1/3	0			

Numbers show attacking numbers of opponent. Lower efficiency of opponent means better defense of this team

Jersey number Tot. Total shooting 6m 6m (line) shooting 9m 9m shooting Wng Wing shooting FB Fastbreak sh. 7m 7m penalty sh.
Brk. Breakthrough sh. LD Long distance sh. As. Assists PC Pass clear chance E7 Earned 7m pen. TF Technical faults St. Steals
2m 2m punishments C7. Committed 7m E2 Earned 2m pun. YC. Yellow cards R/B Red/Blue cards Blk. Blocks S Starting Line-up

Handball statistics and livescore by Toma-soft ltd (www.toma-soft.hr)



24th IHF Women's Junior (U20) World Championship



Final Round, 31-32. place

Match Team Statistics

Match No. 108

Algeria 24 - 23 Mexico

(9 - 11) (10 - 8) (SO: 5 - 4)

28.6.2024. 13:00

Attendance: 15

Sport Centre Jane Sandanski

Hall 2

Referees: Ante Mikelic (CRO) / Petar Paradina (CRO)

Shot distribution by player

2 M. Cervantes Robles

		0/1

2 post

4 D. Paz Corral

		1/1
1/4		2/2

1 post

5 J. Verdugo Vejar

6 M. Valdez Perez

	2/3	

1 miss. 1 block

7 M. Hernandez Garcia

1/1		1/1
		1/1
0/2	0/1	

8 C. Murillo Cueva

9 V. Gonzalez Quezada

		0/1

10 X. Campos Canales

	0/1	
3/3		0/1

13 L. Alcalá Melendez

14 M. Lopez Lopez

2/2		

17 V. Virgen Lezama

1/2		2/4
0/2		
1/1		2/2

3 miss.

55 D. Mata Carrasco

		1/1
1/4	1/2	

TOTAL

2/3		4/6
0/2	0/1	2/3
8/16	3/6	4/6

3 post 4 miss. 1 block

Saves distribution goalkeepers

12 A. De La Cruz Martinez

0/1		
0/1	1/1	0/1

24 K. Venancio Ramos

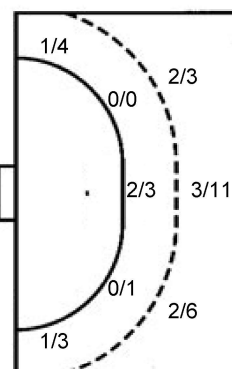
1/2	1/1	
0/1	1/1	3/3
1/8	0/1	5/10

TOTAL

1/3	1/1	
0/1	1/1	3/3
1/9	1/2	5/11

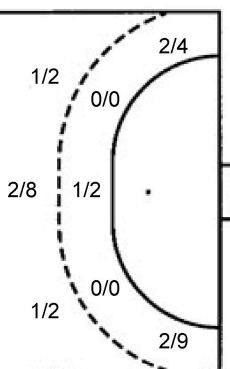
Shots by position

ATTACK



7m penalties 4/7
Fastbreak 0/1
Breakthrough 8/12
Long dist. 0/0

DEFENSE



7m penalties 6/9
Fastbreak 4/5
Breakthrough 5/12
Long dist. 0/0

Shooting statistics

Position	Goals	Sav.	Miss.	Post	Blk.	Total	%
Back (9m)	7	8	3	1	1	20	35
Line (6m)	2	2	0	0	0	4	50
Wing	2	3	0	2	0	7	29
7m penalties	4	3	0	0	0	7	57
Fastbreak	0	0	1	0	0	1	0
Breakthrough	8	4	0	0	0	12	67
Total	23	20	4	3	1	51	45

Jersey number Tot. Total shooting 6m 6m (line) shooting 9m 9m shooting Wng Wing shooting FB Fastbreak sh. 7m 7m penalty sh.
Brk. Breakthrough sh. LD Long distance sh. As. Assists PC Pass clear chance E7 Earned 7m pen. TF Technical faults St. Steals
2m 2m punishments C7. Committed 7m E2 Earned 2m pun. YC. Yellow cards R/B Red/Blue cards Blk. Blocks S Starting Line-up

Handball statistics and livescore by Toma-soft ltd (www.toma-soft.hr)

