



24th IHF Women's Junior (U20) World Championship



Final Round, 27-28. place

Match Team Statistics
Match No. 106

Iran 40 - 31 Uzbekistan
(20 - 16) (20 - 15)

28.6.2024. 20:30
Attendance: 23
Sport Centre Jane Sandanski
Hall 2

Referees: Raymel Reyes (CUB) / Miguel Soria (ESP)

Iran

#	Surname and name	S	Goals / shots								Attack					Def.			Penalties				TP						
			Tot.	%	9m	6m	Wing	7m	FB	Brk.	LD	As.	PC	E7	E2	TF	St.	C7	Bik	YC	2m	R		B					
4	MERIKH Fatemeh		14/17	82	5/7										3		1	1	4	1	1								50:04
7	ZANGENEH Saba	S																											2:00
11	NIKAN Elahe	S	2/2	100		2/2													1	1									43:25
12	YARMOHAMMADTOUSKI Elnaz	S																											44:16
14	BAHMAEI Arezoo	S	2/2	100		2/2								1					3										53:40
21	ARIANFAR Hasti																												5:20
24	BADVI Aseman																		1	1									6:34
29	NOSOOHI Shahrzad	S	2/2	100						2/2				5		1			1	1									49:27
33	SHABANI KOUHBANANI Mohaddeseh																												5:41
49	GHAZANFARI Saeideh		1/1	100						1/1										1									13:14
72	FOTOVATI Zahra																								1				24:06
76	KOUDZARIFARAHANI Nastaran	S	12/15	80	1/3					3/3	8/9			5					3	2									47:37
87	SHANIN Fatemeh		0/1	0	0/1														2										5:00
88	OSHAGHI Maede	S	6/7	86	1/1			4/4		1/1	0/1								1	1	1	1	1	1	1	1	1		56:48
90	DEGHANI Saba		1/1	100		1/1																							4:57
96	MEHRI Ghazaleh																												5:45
	Team / bench																												
	UKUPNO		40/48	83	7/12	3/3	6/6	2/2	4/4	18/21	0/0			14	0	2	2	16	7	3	2	1	2	0	0				

#	Surname and name	Saves / shots								
		Tot.	%	9m	6m	Wing	7m	FB	Brk.	LD
12	YARMOHAMMADTOUSKI Elnaz	14/36	39	5/12	2/3	2/5	0/1	1/4	4/11	
33	SHABANI KOUHBANANI Mohaddeseh	0/2	0	0/1			0/1			
96	MEHRI Ghazaleh	0/6	0	0/1		0/1	0/1	0/1	0/2	
	TOTAL	14/44	32	5/14	2/3	2/6	0/3	1/5	4/13	0/0

Coach: **Nashmin Shafeyan**

Number of attacks: 64, Efficiency: 63%, Average Duration: 27.28 seconds

Attack by type of defense

	Shots	9m	6m	Wing	TF	E7	E2
On def. 6-0	2/2	0/0	1/1	0/0	0	0	0
On def. 5-1	9/11	0/1	1/1	1/1	3	0	1
On def. 4-2	16/18	3/4	1/1	4/4	7	1	1
On def. 3-2-1	0/1	0/1	0/0	0/0	0	0	0
On def. 3-3	7/10	4/6	0/0	1/1	6	1	0
Fastbreak	4/4				0	0	0

Defense by type

	Total	9m	6m	Wing	Stl.	C7	2m
Def. 6-0	3/3	2/2	0/0	0/0	0	0	0
Def. 5-1	20/42	7/19	1/3	4/6	7	3	0
Fastbreak	4/5				0	0	2

Defense with superiority / minority / goalkeeper out

	Attack				Reaction		
	Att.	Eff.	Shots	TF	FB	LD	Tot.
6 on 6	53	49%	26/39	14			
5 on 6	5	60%	3/4	1			
6 on 5	3	67%	2/3	0			
5 on 5	2	0%	0/2	0			

Numbers show attacking numbers of opponent. Lower efficiency of opponent means better defense of this team

Attack with superiority / minority / goalkeeper out

	Attack				Reaction		
	Att.	Eff.	Shots	TF	FB	LD	Tot.
7 on 6 (GK out)	12	58%	7/9	3	1/1	1/1	2/2
6 on 6 (GK out)	2	50%	1/2	0	0/0	0/0	0/0
6 on 5 (GK out)	1	0%	0/1	0	0/0	0/0	0/0
6 on 6	41	61%	25/28	13			
6 on 5	7	86%	6/7	0			
5 on 5	1	100%	1/1	0			

Player superiority / GK out counted at the end of attack (in case it changes during attack)

Jersey number Tot. Total shooting 6m 6m (line) shooting 9m 9m shooting Wng Wing shooting FB Fastbreak sh. 7m 7m penalty sh.
Brk. Breakthrough sh. LD Long distance sh. As. Assists PC Pass clear chance E7 Earned 7m pen. TF Technical faults St. Steals
2m 2m punishments C7. Committed 7m E2 Earned 2m pun. YC. Yellow cards R/B Red/Blue cards Blk. Blocks S Starting Line-up



24th IHF Women's Junior (U20) World Championship



Final Round, 27-28. place

Match Team Statistics

Match No. 106

Iran 40 - 31 Uzbekistan

(20 - 16) (20 - 15)

28.6.2024. 20:30

Attendance: 23

Sport Centre Jane Sandanski

Hall 2

Referees: Raymel Reyes (CUB) / Miguel Soria (ESP)

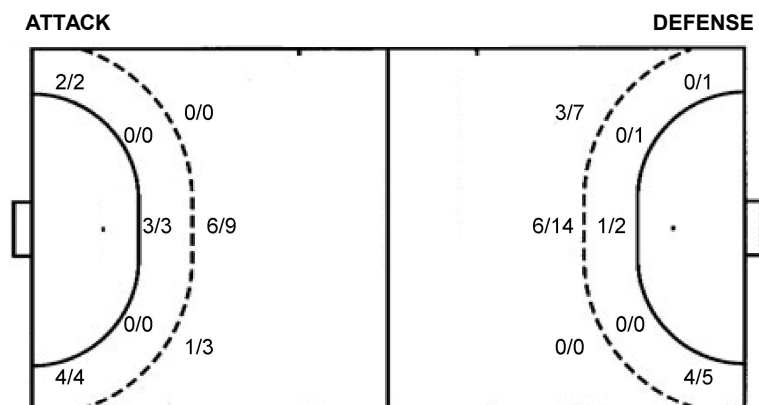
Shot distribution by player

4 F. Merikh	7 S. Zangeneh	11 E. Nikan	14 A. Bahmaei	21 H. Arianfar	24 A. Badvi	29 S. Nosoohi																																																															
<table border="1"><tr><td></td><td></td><td>1/1</td></tr><tr><td></td><td>0/1</td><td>1/1</td></tr><tr><td>8/8</td><td></td><td>4/4</td></tr></table> 1 post 1 miss.			1/1		0/1	1/1	8/8		4/4	<table border="1"><tr><td></td><td></td><td></td></tr><tr><td></td><td></td><td></td></tr><tr><td></td><td></td><td></td></tr></table>										<table border="1"><tr><td></td><td></td><td></td></tr><tr><td>1/1</td><td></td><td></td></tr><tr><td>1/1</td><td></td><td></td></tr></table>				1/1			1/1			<table border="1"><tr><td></td><td></td><td></td></tr><tr><td></td><td></td><td>2/2</td></tr><tr><td></td><td></td><td></td></tr></table>						2/2				<table border="1"><tr><td></td><td></td><td></td></tr><tr><td></td><td></td><td></td></tr><tr><td></td><td></td><td></td></tr></table>										<table border="1"><tr><td></td><td></td><td></td></tr><tr><td></td><td></td><td></td></tr><tr><td></td><td></td><td></td></tr></table>										<table border="1"><tr><td></td><td></td><td></td></tr><tr><td></td><td></td><td>1/1</td></tr><tr><td>1/1</td><td></td><td></td></tr></table>						1/1	1/1		
		1/1																																																																			
	0/1	1/1																																																																			
8/8		4/4																																																																			
1/1																																																																					
1/1																																																																					
		2/2																																																																			
		1/1																																																																			
1/1																																																																					
49 S. Ghazanfari	72 Z. Fotovati	76 N. Koudzarifarahani	87 F. Shanin	88 M. Oshaghi	90 S. Dehghani	TOTAL																																																															
<table border="1"><tr><td></td><td></td><td></td></tr><tr><td></td><td></td><td></td></tr><tr><td>1/1</td><td></td><td></td></tr></table>							1/1			<table border="1"><tr><td></td><td></td><td></td></tr><tr><td></td><td></td><td></td></tr><tr><td></td><td></td><td></td></tr></table>										<table border="1"><tr><td></td><td></td><td></td></tr><tr><td></td><td>0/2</td><td>3/4</td></tr><tr><td>6/6</td><td></td><td>3/3</td></tr></table> 1 miss.					0/2	3/4	6/6		3/3	<table border="1"><tr><td></td><td></td><td></td></tr><tr><td></td><td></td><td></td></tr><tr><td></td><td></td><td></td></tr></table> 1 miss.										<table border="1"><tr><td></td><td></td><td></td></tr><tr><td>3/3</td><td></td><td>2/2</td></tr><tr><td>1/1</td><td></td><td></td></tr></table> 1 miss.				3/3		2/2	1/1			<table border="1"><tr><td></td><td></td><td></td></tr><tr><td></td><td></td><td></td></tr><tr><td></td><td>1/1</td><td></td></tr></table>								1/1		<table border="1"><tr><td></td><td></td><td>1/1</td></tr><tr><td>4/4</td><td>0/3</td><td>9/10</td></tr><tr><td>18/18</td><td>1/1</td><td>7/7</td></tr></table> 1 post 3 miss.			1/1	4/4	0/3	9/10	18/18	1/1	7/7
1/1																																																																					
	0/2	3/4																																																																			
6/6		3/3																																																																			
3/3		2/2																																																																			
1/1																																																																					
	1/1																																																																				
		1/1																																																																			
4/4	0/3	9/10																																																																			
18/18	1/1	7/7																																																																			

Saves distribution goalkeepers

12 E. Yarmohammadtou	33 M. Shabani Kouhbanani	96 G. Mehri	TOTAL																																				
<table border="1"><tr><td>1/2</td><td>1/1</td><td></td></tr><tr><td>0/4</td><td>6/6</td><td>3/7</td></tr><tr><td>2/10</td><td>1/1</td><td>0/4</td></tr></table>	1/2	1/1		0/4	6/6	3/7	2/10	1/1	0/4	<table border="1"><tr><td></td><td></td><td></td></tr><tr><td>0/1</td><td></td><td></td></tr><tr><td>0/1</td><td></td><td></td></tr></table>				0/1			0/1			<table border="1"><tr><td></td><td></td><td></td></tr><tr><td></td><td></td><td>0/1</td></tr><tr><td>0/4</td><td></td><td>0/1</td></tr></table>						0/1	0/4		0/1	<table border="1"><tr><td>1/2</td><td>1/1</td><td></td></tr><tr><td>0/5</td><td>6/6</td><td>3/8</td></tr><tr><td>2/15</td><td>1/1</td><td>0/5</td></tr></table>	1/2	1/1		0/5	6/6	3/8	2/15	1/1	0/5
1/2	1/1																																						
0/4	6/6	3/7																																					
2/10	1/1	0/4																																					
0/1																																							
0/1																																							
		0/1																																					
0/4		0/1																																					
1/2	1/1																																						
0/5	6/6	3/8																																					
2/15	1/1	0/5																																					

Shots by position



7m penalties 2/2
Fastbreak 4/4
Breakthrough 18/21
Long dist. 0/0

7m penalties 3/4
Fastbreak 4/5
Breakthrough 9/15
Long dist. 1/1

Shooting statistics

Position	Goals	Sav.	Miss.	Post	Blk.	Total	%
Back (9m)	7	3	1	1	0	12	58
Line (6m)	3	0	0	0	0	3	100
Wing	6	0	0	0	0	6	100
7m penalties	2	0	0	0	0	2	100
Fastbreak	4	0	0	0	0	4	100
Breakthrough	18	1	2	0	0	21	86
Total	40	4	3	1	0	48	83

Jersey number Tot. Total shooting 6m 6m (line) shooting 9m 9m shooting Wng Wing shooting FB Fastbreak sh. 7m 7m penalty sh.
Brk. Breakthrough sh. LD Long distance sh. As. Assists PC Pass clear chance E7 Earned 7m pen. TF Technical faults St. Steals
2m 2m punishments C7. Committed 7m E2 Earned 2m pun. YC. Yellow cards R/B Red/Blue cards Blk. Blocks S Starting Line-up



24th IHF Women's Junior (U20) World Championship



Final Round, 27-28. place

Match Team Statistics
Match No. 106

Iran 40 - 31 Uzbekistan
(20 - 16) (20 - 15)

28.6.2024. 20:30
Attendance: 23
Sport Centre Jane Sandanski
Hall 2

Referees: Raymel Reyes (CUB) / Miguel Soria (ESP)

Uzbekistan

Players		Goals / shots									Attack				Def.			Penalties				TP			
#	Surname and name	S	Tot.	%	9m	6m	Wing	7m	FB	Brk.	LD	As.	PC	E7	E2	TF	St.	C7	Bik	YC	2m		R	B	
1	IBRAGIMOVA Marjona																								25:01
3	SAPARBAEVA Sarbinaz	S	7/10	70	3/6					4/4		1	1	2	1	1									49:00
4	ALIMOVA Zarema	S	6/9	67	0/3			2/2		3/3	1/1	4	4			4	2								57:19
8	ABYLLAEVA Shakhlo	S										1				1	1	1							39:15
12	RUZIEVA Rukhshona	S										1				2									34:59
14	ANASTASIYA Khudoyarova		0/2	0		0/2											1								13:47
15	BAYJANOVA Ilmira		1/1	100					1/1				1				1								16:30
17	MULLAEVA Sabina	S	1/4	25			0/1		1/2	0/1			1			2					1				47:04
26	IMINJONOVA Gulasal																								5:00
44	FOZILOVA Shodiyona																								
66	SHAMIEVA Lobar	S	1/2	50				1/2						1	1	1		1				2			32:20
76	MARIMBOEVA Zulaykho	S	3/5	60			3/4			0/1						2	1					1			59:38
77	ERKABAEVA Sevinch		12/22	55	6/12	1/1	1/1		2/2	2/6						2									38:44
	Team / bench																								
	UKUPNO		31/55	56	9/21	1/3	4/6	3/4	4/5	9/15	1/1	7	7	3	2	15	6	2	0	1	3	0	0		

Goalkeepers		Saves / shots								
#	Surname and name	Tot.	%	9m	6m	Wing	7m	FB	Brk.	LD
1	IBRAGIMOVA Marjona	3/17	18	2/3	0/1	0/3		0/3	1/7	
12	RUZIEVA Rukhshona	1/27	4	1/7	0/2	0/3	0/2	0/1	0/12	
	TOTAL	4/44	9	3/10	0/3	0/6	0/2	1/4	1/19	0/0

Coach: Zafar Azimov

Number of attacks: 63, Efficiency: 49%, Average Duration: 29.27 seconds

Attack by type of defense

	Shots	9m	6m	Wing	TF	E7	E2
On def. 6-0	3/3	2/2	0/0	0/0	0	0	0
On def. 5-1	20/42	7/19	1/3	4/6	15	3	2
Fastbreak	4/5				0	0	0

Defense by type

	Total	9m	6m	Wing	Stl.	C7	2m
Def. 6-0	2/2	0/0	1/1	0/0	0	0	0
Def. 5-1	9/11	0/1	1/1	1/1	1	0	0
Def. 4-2	16/18	3/4	1/1	4/4	3	1	0
Def. 3-2-1	0/1	0/1	0/0	0/0	0	0	0
Def. 3-3	7/10	4/6	0/0	1/1	2	1	0
Fastbreak	4/4				0	0	3

Attack with superiority / minority / goalkeeper out

	Attack				Reaction		
	Att.	Eff.	Shots	TF	FB	LD	Tot.
6 on 6	53	49%	26/39	14			
5 on 6	5	60%	3/4	1			
6 on 5	3	67%	2/3	0			
5 on 5	2	0%	0/2	0			

Player superiority / GK out counted at the end of attack (in case it changes during attack)

Defense with superiority / minority / goalkeeper out

	Attack				Reaction		
	Att.	Eff.	Shots	TF	FB	LD	Tot.
7 on 6 (GK out)	12	58%	7/9	3	1/1	1/1	2/2
6 on 6 (GK out)	2	50%	1/2	0	0/0	0/0	0/0
6 on 5 (GK out)	1	0%	0/1	0	0/0	0/0	0/0
6 on 6	41	61%	25/28	13			
6 on 5	7	86%	6/7	0			
5 on 5	1	100%	1/1	0			

Numbers show attacking numbers of opponent. Lower efficiency of opponent means better defense of this team

Jersey number Tot. Total shooting 6m 6m (line) shooting 9m 9m shooting Wng Wing shooting FB Fastbreak sh. 7m 7m penalty sh.
Brk. Breakthrough sh. LD Long distance sh. As. Assists PC Pass clear chance E7 Earned 7m pen. TF Technical faults St. Steals
2m 2m punishments C7. Committed 7m E2 Earned 2m pun. YC. Yellow cards R/B Red/Blue cards Blk. Blocks S Starting Line-up



24th IHF Women's Junior (U20) World Championship



Final Round, 27-28. place

Match Team Statistics

Match No. 106

Iran 40 - 31 Uzbekistan

(20 - 16) (20 - 15)

28.6.2024. 20:30

Attendance: 23

Sport Centre Jane Sandanski

Hall 2

Referees: Raymel Reyes (CUB) / Miguel Soria (ESP)

Shot distribution by player

3 S. Sapparbaeva

3/3	0/1	1/1
		2/2

1 post 1 block 1/1 lob

4 Z. Alimova

	1/1	1/1
4/4	0/1	

2 miss.

8 S. Abyllaeva

14 K. Anastasiya

0/1		
	0/1	

15 I. Bayjanova

1/1		

17 S. Mullaeva

	0/1	
		0/1
1/1		

1 miss.

26 G. Iminjonova

44 S. Fozilova

66 L. Shamieva

1/1		

1 miss.

76 Z. Marimboeva

	0/1	1/2
1/1		1/1

77 S. Erkabaeva

1/1		
2/2	0/3	2/3
5/7		2/2

3 miss. 1 block

TOTAL

1/2	0/1	
5/5	1/7	5/8
13/15	0/1	5/5

1 post 7 miss. 2 block 1/1 lob

Saves distribution goalkeepers

1 M. Ibragimova

0/1	2/2	1/5
0/5	0/1	0/3

12 R. Ruzieva

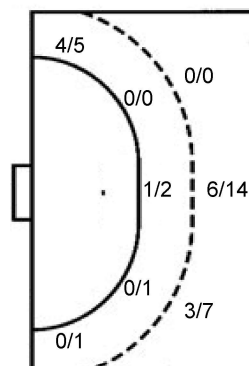
		0/1
0/3	1/1	0/5
0/13		0/4

TOTAL

		0/1
0/4	3/3	1/10
0/18	0/1	0/7

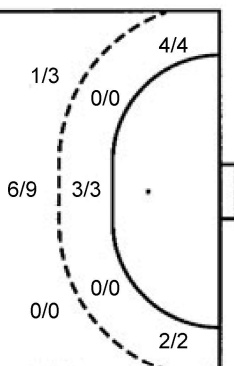
Shots by position

ATTACK



7m penalties 3/4
Fastbreak 4/5
Breakthrough 9/15
Long dist. 1/1

DEFENSE



7m penalties 2/2
Fastbreak 4/4
Breakthrough 18/21
Long dist. 0/0

Shooting statistics

Position	Goals	Sav.	Miss.	Post	Blk.	Total	%
Back (9m)	9	5	4	1	2	21	43
Line (6m)	1	2	0	0	0	3	33
Wing	4	2	0	0	0	6	67
7m penalties	3	0	1	0	0	4	75
Fastbreak	4	1	0	0	0	5	80
Breakthrough	9	4	2	0	0	15	60
Total	30	14	7	1	2	54	56

Jersey number Tot. Total shooting 6m 6m (line) shooting 9m 9m shooting Wng Wing shooting FB Fastbreak sh. 7m 7m penalty sh.
Brk. Breakthrough sh. LD Long distance sh. As. Assists PC Pass clear chance E7 Earned 7m pen. TF Technical faults St. Steals
2m 2m punishments C7. Committed 7m E2 Earned 2m pun. YC. Yellow cards R/B Red/Blue cards Blk. Blocks S Starting Line-up

Handball statistics and livescore by Toma-soft ltd (www.toma-soft.hr)



24th IHF Women's Junior (U20) World Championship



Final Round, 27-28. place

Match Team Statistics

Match No. 106

Iran 40 - 31 Uzbekistan

(20 - 16) (20 - 15)

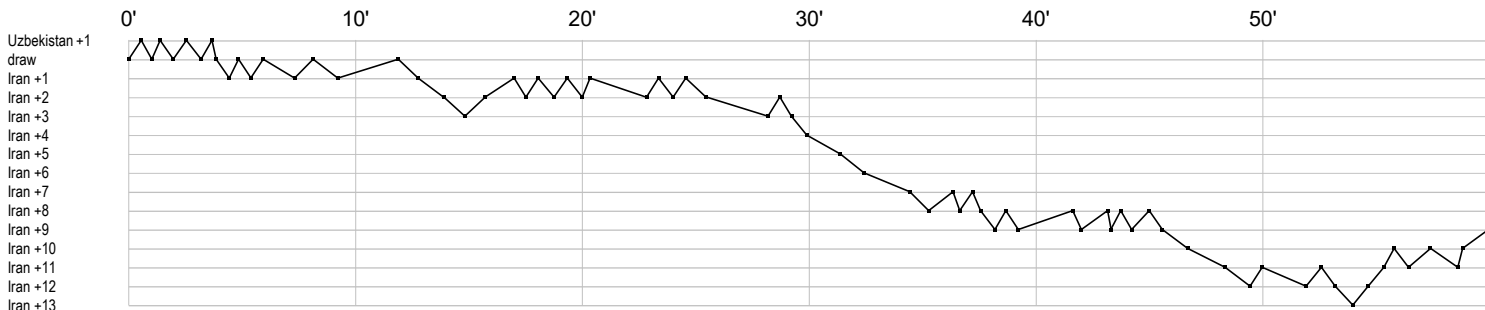
28.6.2024. 20:30

Attendance: 23

Sport Centre Jane Sandanski

Hall 2

Referees: Raymel Reyes (CUB) / Miguel Soria (ESP)



Iran

4 Merikh F	g ei g g a g t g g g t g f f c t g g f g a g g bt g a
7 Zangeneh S	
11 Nikan E	g t g c2
12 Yarmohammadi	r r r r r r s s r s s r r r r s r s s s s r r r r r r r r r r s s s r s r
14 Bahmaei A	g a t t g t
21 Arianfar H	
24 Badvi A	t b
29 Nosoghi S	t e a b x a g g a a a
33 Shabani	r r
49 Ghazanfari S	b g
72 Fotovati Z	y
76 Koudzarifarahani	a a g g a bg t f t g g g fg g g a gb f t a g g
87 Shanin F	t t f
88 Oshaghi M	x t b 2 i g c g g g g f g
90 Dehghani S	g
96 Mehri G	r r r r r

Uzbekistan

1 Ibragimova M	s r r sr r r r r r s r r r r r
3 Saparbaeva S	g f g a pf g g e ei f g g g t
4 Alimova Z	f pt p g a a t t bp g g t p g f a g fa b
8 Abyllaeva S	b c t 2a
12 Ruzieva R	r r r r r r r r t a s r r r t r r r r r r r r r r r r r r
14 Anastasiya K	b f f
15 Bayjanova I	p bg
17 Mullaeva S	y f f t f g t p
26 Iminjonova G	
44 Fozilova S	
66 Shamieva L	c2 i g t f e
76 Marimboeva Z	f t b g 2 t f g g
77 Erkabaeva S	g g g g f g f g f g f t g g f g g g

In game	g Goal scored	f Missed shot	a Assist	t Technical faults	b Steal
2 2min suspension	e Eearned 7m	c Committed 7m	y Yellow card	r Red Card	k Blue card
i Eearned 2min.	x Block	4 4min suspension	p Pass for clear chance	s Saved shot	r Received goal