



25th IHF Men's Junior World Championship 2025



Final Round, Quarterfinals

Match Team Statistics

Match No. 86

Portugal 30 - 26 Egypt

(13 - 13) (17 - 13)

26.6.2025. 18:30

Attendance: 150

Arena Sosnowiec

Referees: Mads Fremstad (NOR) / Jorgen Jorstad (NOR)

Portugal

| # | Surname and name | S | Goals / shots | | | | | | | | Attack | | | | Def. | | | Penalties | | | | TP | | | | | | | |
|----|--------------------|---|---------------|-----|------|-----|------|-----|-----|-------|--------|-----|----|----|------|----|-----|-----------|-----|----|----|----|---|---|--|--|--|-------|-------|
| | | | Tot. | % | 9m | 6m | Wing | 7m | FB | Brk. | LD | As. | PC | E7 | E2 | TF | St. | C7 | Blk | YC | 2m | | R | B | | | | | |
| 4 | MONTEIRO Filipe | S | 0/3 | 0 | 0/1 | | | | | | | 2 | 2 | | 1 | 3 | | | | | | | | | | | | 55:58 | |
| 5 | CAVALCANTI Gabriel | S | 2/4 | 50 | 1/2 | | | | | | | 2 | | | | 1 | | 2 | 1 | | | | | | | | | 47:01 | |
| 7 | TEIXEIRA Tomás | S | 7/10 | 70 | 0/2 | 1/1 | | | | | | | | | | 1 | | | | | | | | | | | | 48:29 | |
| 10 | FERREIRA José | S | 4/6 | 67 | | | | 4/6 | | | | | | | | | | 1 | | | | | | | | | | 40:49 | |
| 11 | MAGALHAES Joao | S | 2/3 | 67 | | 1/1 | 1/1 | | 0/1 | | | | | | 1 | 1 | | | 2 | | | | | 2 | | | | 41:55 | |
| 13 | VASCONCELOS Rafael | | 6/6 | 100 | 1/1 | 1/1 | | | | | | 1 | | 1 | | 1 | | | | | | | | | | | | 12:16 | |
| 15 | COSTA Eduardo | | | | | | | | | | | | | | | | 1 | | | | | | | | | | | 10:43 | |
| 22 | CONCEIÇÃO Gabriel | | 3/3 | 100 | | | | | 3/3 | | | | | | | | | | | | | | | | | | | 0:50 | |
| 23 | LOURENCO Joao | | 3/6 | 50 | 3/5 | | | | | 0/1 | | 1 | | 1 | | 3 | | | | | | | | | | | | 34:12 | |
| 24 | MENDES Afonso | | 1/1 | 100 | | | | | 1/1 | | | | | | | | | | | | | | | | | | | 13:47 | |
| 27 | COELHO Francisco | | | | | | | | | | | | | | | | | | | | | | | | | | | | |
| 28 | MORGADO Gonçalo | | | | | | | | | | | | | | | | | | | | | | | | | | | | 6:27 |
| 30 | BRANDAO Ricardo | S | 2/2 | 100 | | 2/2 | | | | | | | | | | 1 | 1 | 1 | 2 | | | | 1 | | | | | 47:31 | |
| 32 | CAMPOS Diogo | | | | | | | | | | | | | | | | | | | | | | | | | | | | 8:18 |
| 33 | MARQUES Diogo | S | | | | | | | | | | | | | | | | | | | | | | | | | | | 50:31 |
| 34 | BARBOSA Xavier | | | | | | | | | | | | | | | | | | | | | | | | | | | | |
| | Team / bench | | | | | | | | | | | | | | | | | | | | | | | | | | | | |
| | TOTAL | | 30/44 | 68 | 5/11 | 5/5 | 6/8 | 3/3 | 1/2 | 10/15 | 0/0 | 11 | 2 | 3 | 2 | 10 | 2 | 6 | 3 | 1 | 3 | 0 | 0 | | | | | | |

| # | Surname and name | Saves / shots | | | | | | | | |
|----|------------------|---------------|----|-----|-----|------|-----|-----|------|-----|
| | | Tot. | % | 9m | 6m | Wing | 7m | FB | Brk. | LD |
| 28 | MORGADO Gonçalo | 1/3 | 33 | | | 0/2 | 1/1 | | | |
| 33 | MARQUES Diogo | 9/33 | 27 | 2/8 | 4/7 | 1/5 | 1/5 | 1/2 | 0/6 | |
| | TOTAL | 10/36 | 28 | 2/8 | 4/7 | 1/7 | 2/6 | 1/2 | 0/6 | 0/0 |

Coach: Carlos Martingo

Number of attacks: 49, Efficiency: 61%, Average Duration: 39.59 seconds

Attack by type of defense

| | Shots | 9m | 6m | Wing | TF | E7 | E2 |
|-------------|-------|------|-----|------|----|----|----|
| On def. 6-0 | 23/34 | 4/10 | 5/5 | 5/7 | 10 | 2 | 2 |
| On def. 3-3 | 3/5 | 1/1 | 0/0 | 1/1 | 0 | 1 | 0 |
| Fastbreak | 1/2 | | | | 0 | 0 | 0 |

Defense by type

| | Total | 9m | 6m | Wing | Stl. | C7 | 2m |
|-----------|-------|------|-----|------|------|----|----|
| Def. 6-0 | 21/34 | 6/13 | 3/7 | 6/7 | 2 | 6 | 0 |
| Fastbreak | 1/2 | | | | 0 | 0 | 3 |

Attack with superiority / minority / goalkeeper out

| | Attack | | | | Reaction | | |
|-----------------|--------|------|-------|----|----------|-----|------|
| | Att. | Eff. | Shots | TF | FB | LD | Tot. |
| 7 on 6 (GK out) | 1 | 0% | 0/0 | 1 | 0/0 | 0/0 | 0/0 |
| 6 on 6 (GK out) | 5 | 60% | 3/4 | 1 | 0/0 | 0/1 | 0/1 |
| 6 on 6 | 36 | 58% | 21/28 | 8 | | | |
| 6 on 5 | 7 | 86% | 6/7 | 0 | | | |

Player superiority / GK out counted at the end of attack (in case it changes during attack)

Defense with superiority / minority / goalkeeper out

| | Attack | | | | Reaction | | |
|-----------------|--------|------|-------|----|----------|-----|------|
| | Att. | Eff. | Shots | TF | FB | LD | Tot. |
| 7 on 6 (GK out) | 3 | 100% | 3/3 | 0 | 0/0 | 0/0 | 0/0 |
| 6 on 6 (GK out) | 6 | 17% | 1/3 | 3 | 1/1 | 0/0 | 1/1 |
| 6 on 6 | 33 | 55% | 18/26 | 7 | | | |
| 6 on 5 | 7 | 57% | 4/7 | 0 | | | |

Numbers show attacking numbers of opponent. Lower efficiency of opponent means better defense of this team

Jersey number Tot. Total shooting 6m 6m (line) shooting 9m 9m shooting Wng Wing shooting FB Fastbreak sh. 7m 7m penalty sh.
 Brk. Breakthrough sh. LD Long distance sh. As. Assists PC Pass clear chance E7 Earned 7m pen. TF Technical faults St. Steals
 2m 2m punishments C7. Committed 7m E2 Earned 2m pun. YC. Yellow cards R/B Red/Blue cards Blk. Blocks S Starting Line-up

Handball statistics and livescore by Toma-soft ltd (www.toma-soft.hr)



25th IHF Men's Junior World Championship 2025



Final Round, Quarterfinals

Match Team Statistics

Match No. 86

Portugal 30 - 26 Egypt

(13 - 13) (17 - 13)

26.6.2025. 18:30

Attendance: 150

Arena Sosnowiec

Referees: Mads Fremstad (NOR) / Jorgen Jorstad (NOR)

Shot distribution by player

| | | | | | | |
|---|---|--|---|--|---|----------------------|
| 4 F. Monteiro 0/1 1 post 1 block | 5 G. Cavalcanti 1/1 1/2 1 post | 7 T. Teixeira 5/5 0/1 1/1 1/1 2 block | 10 J. Ferreira 1/1 1/1 1/1 0/2 1/1 | 11 J. Magalhaes 0/1 1/1 1/1 | 13 R. Vasconcelos 1/1 2/2 1/1 1/1 1/1 | 15 E. Costa |
| 22 G. Conceição 2/2 1/1 | 23 J. Lourenco 2/2 0/2 1/1 1 post | 24 A. Mendes 1/1 | 27 F. Coelho | 30 R. Brandao 1/1 1/1 | 32 D. Campos | 34 X. Barbosa |

TOTAL

| | | |
|-------|-----|-----|
| 10/11 | 1/1 | 5/8 |
| 1/4 | | 3/3 |
| 4/5 | 2/2 | 4/4 |

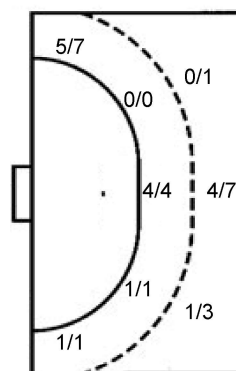
3 post 3 block

Saves distribution goalkeepers

| | | |
|------------------------------------|---|---|
| 28 G. Morgado 0/2 1/1 | 33 D. Marques 0/6 0/1 2/5 4/4 0/2 1/4 0/4 2/7 | TOTAL 0/6 0/1 2/7 5/5 0/2 1/4 0/4 2/7 |
|------------------------------------|---|---|

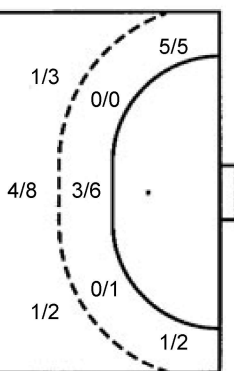
Shots by position

ATTACK



7m penalties 3/3
Fastbreak 1/2
Breakthrough 10/15
Long dist. 0/0

DEFENSE



7m penalties 4/6
Fastbreak 1/2
Breakthrough 6/7
Long dist. 0/1

Shooting statistics

| Position | Goals | Sav. | Miss. | Post | Blk. | Total | % |
|--------------|-----------|----------|----------|----------|----------|-----------|-----------|
| Back (9m) | 5 | 1 | 0 | 2 | 3 | 11 | 45 |
| Line (6m) | 5 | 0 | 0 | 0 | 0 | 5 | 100 |
| Wing | 6 | 2 | 0 | 0 | 0 | 8 | 75 |
| 7m penalties | 3 | 0 | 0 | 0 | 0 | 3 | 100 |
| Fastbreak | 1 | 1 | 0 | 0 | 0 | 2 | 50 |
| Breakthrough | 10 | 4 | 0 | 1 | 0 | 15 | 67 |
| Total | 30 | 8 | 0 | 3 | 3 | 44 | 68 |

Jersey number Tot. Total shooting 6m 6m (line) shooting 9m 9m shooting Wng Wing shooting FB Fastbreak sh. 7m 7m penalty sh.
Brk. Breakthrough sh. LD Long distance sh. As. Assists PC Pass clear chance E7 Earned 7m pen. TF Technical faults St. Steals
2m 2m punishments C7. Committed 7m E2 Earned 2m pun. YC. Yellow cards R/B Red/Blue cards Blk. Blocks S Starting Line-up

Handball statistics and livescore by Toma-soft ltd (www.toma-soft.hr)



25th IHF Men's Junior World Championship 2025



Final Round, Quarterfinals

Match Team Statistics

Match No. 86

Portugal 30 - 26 Egypt

(13 - 13) (17 - 13)

26.6.2025. 18:30

Attendance: 150

Arena Sosnowiec

Referees: Mads Fremstad (NOR) / Jorgen Jorstad (NOR)

Egypt

| Players | | Goals / shots | | | | | | | | | Attack | | | | | Def. | | | Penalties | | | TP | | | | |
|--------------|-------------------|---------------|-------|-----|------|-----|------|-----|-----|------|--------|-----|----|----|----|------|-----|----|-----------|----|----|----|---|---|-------|--|
| # | Surname and name | S | Tot. | % | 9m | 6m | Wing | 7m | FB | Brk. | LD | As. | PC | E7 | E2 | TF | St. | C7 | Blk | YC | 2m | | R | B | | |
| 3 | ELSAYED Mohamed | S | 2/2 | 100 | | | | | | 2/2 | | 1 | | 1 | 1 | 1 | | 1 | | | | 1 | | | 16:37 | |
| 5 | ABDELRAHIM Ziad | S | 1/3 | 33 | 0/2 | | | | | 1/1 | | | | | | 1 | | | | | | | | | 31:13 | |
| 8 | HASHAD Ziad | | 0/1 | 0 | | | | | | 0/1 | | 1 | | 4 | 1 | 2 | | | 1 | | | | | | 23:08 | |
| 9 | ELNAKKADY Mohamed | S | 5/6 | 83 | | | 5/5 | | 0/1 | | | | | | | | 2 | | | | | | | | 40:42 | |
| 10 | KHALLAF Mohamed | S | 6/9 | 67 | 2/4 | | | 2/3 | | 2/2 | | 1 | 1 | 1 | 1 | 4 | | | | | | | | | 25:23 | |
| 14 | RAGAB Feras | | 0/2 | 0 | | 0/2 | | | | | | | | | | | | | | | | | | | 14:23 | |
| 16 | AHMED Youssef | | | | | | | | | | | | | | | | | | | | | | | | 5:09 | |
| 17 | BARAKA Omar | | | | | | | | | | | | | | | | | | | | | 1 | | | 18:05 | |
| 22 | MAHMOUD Mohamed | | | | | | | | | | | | | | | | | | | | | | | | | |
| 30 | SALAMA Youssef | S | | | | | | | | | | | | | | | | | | | | | | | 50:34 | |
| 44 | AZAB Moaz | S | 3/5 | 60 | | 3/5 | | | | | | | | | | 1 | | | | | | | 1 | | 50:05 | |
| 64 | ABDELHADY Omar | | 1/2 | 50 | 1/1 | | | | | | 0/1 | 2 | 2 | | | | | | 2 | | | | | | 40:19 | |
| 71 | SALEM Yassin | | 1/2 | 50 | | | 1/2 | | | | | | | | | | 1 | 1 | | | | 1 | | | 30:36 | |
| 75 | MOHAMED Omar | | 1/2 | 50 | | | 1/2 | | | | | | | | | | | | | | | | | | 27:14 | |
| 96 | ISMAIL Ahmed | | | | | | | | | | | | | | | | | | | | | | | | | |
| 99 | ELBATTAWI Mohamed | S | 6/9 | 67 | 3/6 | | | 1/1 | 1/1 | 1/1 | | 1 | 2 | | | 1 | | 1 | | | | | | | 45:29 | |
| Team / bench | | | | | | | | | | | | | | | | | | | | | | | | | | |
| TOTAL | | | 26/43 | 60 | 6/13 | 3/7 | 6/7 | 4/6 | 1/2 | 6/7 | 0/1 | 6 | 5 | 6 | 3 | 10 | 3 | 3 | 3 | 0 | 4 | 0 | 0 | | | |

| Goalkeepers | | Saves / shots | | | | | | | | |
|-------------|------------------|---------------|----|-----|-----|------|-----|-----|------|-----|
| # | Surname and name | Tot. | % | 9m | 6m | Wing | 7m | FB | Brk. | LD |
| 16 | AHMED Youssef | 0/3 | 0 | | | 0/3 | | | | |
| 30 | SALAMA Youssef | 8/34 | 24 | 1/6 | 0/5 | 2/5 | 0/3 | 1/1 | 4/14 | |
| TOTAL | | 8/37 | 22 | 1/6 | 0/5 | 2/8 | 0/3 | 2/1 | 4/14 | 0/0 |

Coach: Magdi Aboelmagd

Number of attacks: 49, Efficiency: 53%, Average Duration: 33.61 seconds

Attack by type of defense

| | Shots | 9m | 6m | Wing | TF | E7 | E2 |
|-------------|-------|------|-----|------|----|----|----|
| On def. 6-0 | 21/34 | 6/13 | 3/7 | 6/7 | 10 | 6 | 3 |
| Fastbreak | 1/2 | | | | 0 | 0 | 0 |

Defense by type

| | Total | 9m | 6m | Wing | Stl. | C7 | 2m |
|-----------|-------|------|-----|------|------|----|----|
| Def. 6-0 | 23/34 | 4/10 | 5/5 | 5/7 | 3 | 2 | 0 |
| Def. 3-3 | 3/5 | 1/1 | 0/0 | 1/1 | 0 | 1 | 0 |
| Fastbreak | 1/2 | | | | 0 | 0 | 4 |

Attack with superiority / minority / goalkeeper out

| | Attack | | | | Reaction | | |
|-----------------|--------|------|-------|----|----------|-----|------|
| | Att. | Eff. | Shots | TF | FB | LD | Tot. |
| 7 on 6 (GK out) | 3 | 100% | 3/3 | 0 | 0/0 | 0/0 | 0/0 |
| 6 on 6 (GK out) | 6 | 17% | 1/3 | 3 | 1/1 | 0/0 | 1/1 |
| 6 on 6 | 33 | 55% | 18/26 | 7 | | | |
| 6 on 5 | 7 | 57% | 4/7 | 0 | | | |

Player superiority / GK out counted at the end of attack (in case it changes during attack)

Defense with superiority / minority / goalkeeper out

| | Attack | | | | Reaction | | |
|-----------------|--------|------|-------|----|----------|-----|------|
| | Att. | Eff. | Shots | TF | FB | LD | Tot. |
| 7 on 6 (GK out) | 1 | 0% | 0/0 | 1 | 0/0 | 0/0 | 0/0 |
| 6 on 6 (GK out) | 5 | 60% | 3/4 | 1 | 0/0 | 0/1 | 0/1 |
| 6 on 6 | 36 | 58% | 21/28 | 8 | | | |
| 6 on 5 | 7 | 86% | 6/7 | 0 | | | |

Numbers show attacking numbers of opponent. Lower efficiency of opponent means better defense of this team

Jersey number Tot. Total shooting 6m 6m (line) shooting 9m 9m shooting Wng Wing shooting FB Fastbreak sh. 7m 7m penalty sh.
 Brk. Breakthrough sh. LD Long distance sh. As. Assists PC Pass clear chance E7 Earned 7m pen. TF Technical faults St. Steals
 2m 2m punishments C7. Committed 7m E2 Earned 2m pun. YC. Yellow cards R/B Red/Blue cards Blk. Blocks S Starting Line-up



25th IHF Men's Junior World Championship 2025



Final Round, Quarterfinals

Match Team Statistics

Match No. 86

Portugal 30 - 26 Egypt

(13 - 13) (17 - 13)

26.6.2025. 18:30

Attendance: 150

Arena Sosnowiec

Referees: Mads Fremstad (NOR) / Jorgen Jorstad (NOR)

Shot distribution by player

3 M. Elsayed

| | | |
|--|-----|-----|
| | | |
| | | 1/1 |
| | 1/1 | |

5 Z. Abdelrahim

| | | |
|--|-----|--|
| | | |
| | | |
| | 1/1 | |

2 block

8 Z. Hashad

| | | |
|--|--|--|
| | | |
| | | |
| | | |

1 miss.

9 M. Elnakkady

| | | |
|-----|--|-----|
| 1/1 | | 4/5 |
| | | |
| | | |

10 M. Khallaf

| | | |
|-----|-----|-----|
| 1/1 | 1/1 | 1/1 |
| 0/1 | | |
| | 2/2 | 1/2 |

1 block

14 F. Ragab

| | | |
|-----|--|-----|
| | | 0/1 |
| 0/1 | | |
| | | |

17 O. Baraka

| | | |
|--|--|--|
| | | |
| | | |
| | | |

22 M. Mahmoud

| | | |
|--|--|--|
| | | |
| | | |
| | | |

44 M. Azab

| | | |
|-----|--|-----|
| 1/1 | | |
| 0/1 | | |
| 1/1 | | 1/2 |

64 O. Abdelhady

| | | |
|--|--|-----|
| | | |
| | | 1/1 |
| | | |

1 miss.

71 Y. Salem

| | | |
|-----|--|--|
| | | |
| 0/1 | | |
| 1/1 | | |

75 O. Mohamed

| | | |
|-----|--|-----|
| | | |
| 0/1 | | |
| | | 1/1 |

96 A. Ismail

| | | |
|--|--|--|
| | | |
| | | |
| | | |

99 M. Elbattawi

| | | |
|-----|-----|-----|
| | 3/3 | |
| | | |
| 1/2 | | 2/2 |

2 miss.

TOTAL

| | | |
|-----|-----|-----|
| 6/6 | 1/1 | 5/7 |
| 0/5 | | 2/2 |
| 3/4 | 4/4 | 5/7 |

4 miss. 3 block

Saves distribution goalkeepers

16 Y. Ahmed

| | | |
|-----|-----|-----|
| 0/1 | 0/1 | |
| | | 0/1 |
| | | |

30 Y. Salama

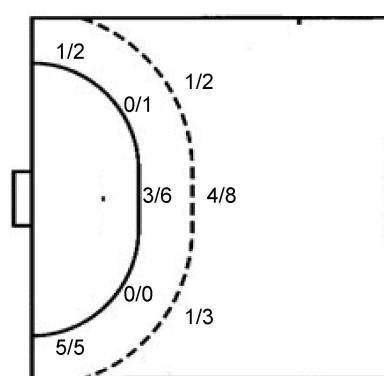
| | | |
|------|-----|-----|
| 1/10 | | 3/8 |
| 3/4 | | 0/2 |
| 1/5 | 0/1 | 0/4 |

TOTAL

| | | |
|------|-----|-----|
| 1/11 | 0/1 | 3/8 |
| 3/4 | | 0/3 |
| 1/5 | 0/1 | 0/4 |

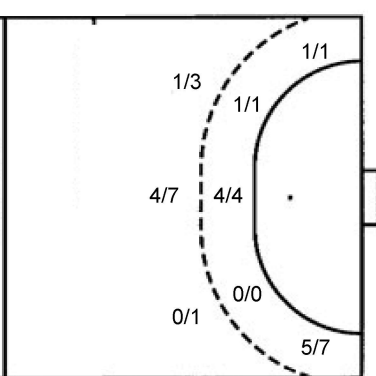
Shots by position

ATTACK



7m penalties 4/6
Fastbreak 1/2
Breakthrough 6/7
Long dist. 0/1

DEFENSE



7m penalties 3/3
Fastbreak 1/2
Breakthrough 10/15
Long dist. 0/0

Shooting statistics

| Position | Goals | Sav. | Miss. | Post | Blk. | Total | % |
|--------------|-----------|-----------|----------|----------|----------|-----------|-----------|
| Back (9m) | 6 | 2 | 2 | 0 | 3 | 13 | 46 |
| Line (6m) | 3 | 4 | 0 | 0 | 0 | 7 | 43 |
| Wing | 6 | 1 | 0 | 0 | 0 | 7 | 86 |
| 7m penalties | 4 | 2 | 0 | 0 | 0 | 6 | 67 |
| Fastbreak | 1 | 1 | 0 | 0 | 0 | 2 | 50 |
| Breakthrough | 6 | 0 | 1 | 0 | 0 | 7 | 86 |
| Total | 26 | 10 | 3 | 0 | 3 | 42 | 62 |

Jersey number Tot. Total shooting 6m 6m (line) shooting 9m 9m shooting Wng Wing shooting FB Fastbreak sh. 7m 7m penalty sh.
Brk. Breakthrough sh. LD Long distance sh. As. Assists PC Pass clear chance E7 Earned 7m pen. TF Technical faults St. Steals
2m 2m punishments C7. Committed 7m E2 Earned 2m pun. YC. Yellow cards R/B Red/Blue cards Blk. Blocks S Starting Line-up

Handball statistics and livescore by Toma-soft ltd (www.toma-soft.hr)

