25th IHF Men's Junior World Championship 2025

Final Round, 9-12. place

Match Team Statistics
Match No. 81

Austria 24 - 27 France
(9 - 15) (15 - 12)

26.6.2025. 09:30
Attendance: 230
Arena Katowice

Referees: Novica Mitrovic (MNE) / Miljan Vesovic (MNE)

Austria

Players			Goals / shots									Attack					Def.			Penalties				TP
#	Surname and name	S	Tot.	%	9m	6m	Wing	7m	FB	Brk.	LD	As.	PC	E7	E2	TF	St.	C7	Blk	YC	2m	R	B	
2	MELESCHNIG Clemens	S	4/5	80		4/5										1		2			2			42:14
3	MÖSTL Clemens		2/5	40	0/2	0/1				2/2		2	2			2								24:32
6	BÖHM Elmar	S	7/9	78			4/5	3/3	0/1								1							56:16
7	SAGER Nico																							
9	BERNKOPF-SCHNÜRCH Felix	S	2/4	50	2/4							1				1								48:07
10	KOFLER Gabriel	S	3/7	43	0/3				2/2	1/2		2	2	2		1		1	1		1			40:03
11	NENADIC Thomas																							
14	ALKIC Sinan		0/1	0		0/1																		11:31
16	BOGOJEVIC Marko															1								17:30
20	MOSER Nils	S	0/2	0			0/2																	32:21
21	KOFLER Jonas																	1						9:05
23	BUDDE Florian		1/1	100		1/1										1		1			1			22:39
51	BERGMANN Leon Theodor	S	0/1	0							0/1					1								38:36
53	WIEDER Julian		0/1	0			0/1					1												28:50
55	RUDNICKI Mats	S	5/9	56	3/6					1/2	1/1	2	2	1		3								48:16
	Team / bench																							
	TOTAL		24/45	53	5/15	5/8	4/8	3/3	2/3	4/6	1/2	8	6	3	0	11	1	5	1	0	4	0	0	

Goalkeepers		Saves / shots								
#.	Surname and name	Tot.	%	9m	6m	Wing	7m	FB	Brk.	LD
16	BOGOJEVIC Marko	4/12	33		0/2	2/5	1/4		1/1	
51	BERGMANN Leon Theodor	4/23	17	1/5	0/2	2/9	1/1	0/3	0/3	
	TOTAL	8/35	23	1/5	0/4	4/14	2/5	0/3	1/4	0/0

Coach: **Michael Draca**

Number of attacks: 52, Efficiency: 46%, Average Duration: 31.98 seconds

Attack by type of defense

	Shots	9m	6m	Wing	TF	E7	E2
On def. 6-0	18/37	5/15	5/8	4/8	11	3	0
Fastbreak	2/3				0	0	0

Defense by type

	Total	9m	6m	Wing	Stl.	C7	2m
Def. 6-0	19/30	4/8	4/4	8/14	1	5	0
Fastbreak	3/3				0	0	4

Attack with superiority / minority / goalkeeper out

	Attack				Reaction		
	Att.	Eff.	Shots	TF	FB	LD	Tot.
7 on 6 (GK out)	5	80%	4/5	0	1/1	0/0	1/1
6 on 6 (GK out)	4	0%	0/4	0	0/0	0/1	0/1
6 on 6	40	45%	18/29	11			
6 on 5	3	67%	2/3	0			

Player superiority / GK out counted at the end of attack (in case it changes during attack)

Defense with superiority / minority / goalkeeper out

	Attack				Reaction		
	Att.	Eff.	Shots	TF	FB	LD	Tot.
7 on 6 (GK out)	1	100%	1/1	0	0/0	0/0	0/0
6 on 6 (GK out)	2	0%	0/1	1	0/1	1/1	1/2
6 on 6	41	54%	22/30	11			
6 on 5	7	57%	4/6	1			

Numbers show attacking numbers of oponnent. Lower efficiency of oponnent means better defense of this team

#	Jersey number	**Tot.**	Total shooting	**6m**	6m (line) shooting	**9m**	9m shooting	**Wng**	Wing shooting	**FB**	Fastbreak sh.	**7m**	7m penalty sh.
Brk.	Breakthrough sh.	**LD**	Long distance sh.	**As.**	Assists	**PC**	Pass clear chance	**E7**	Earned 7m pen.	**TF**	Technical faults	**St.**	Steals
2m	2m punishments	**C7.**	Commited 7m	**E2**	Earned 2m pun.	**YC.**	Yellow cards	**R/B**	Red/Blue cards	**Blk.**	Blocks	**S**	Starting Line-up

25th IHF Men's Junior World Championship 2025

Final Round, 9-12. place

Match Team Statistics
Match No. 81

Austria 24 - 27 France
(9 - 15) (15 - 12)

26.6.2025. 09:30
Attendance: 230
Arena Katowice

Referees: Novica Mitrovic (MNE) / Miljan Vesovic (MNE)

Shot distribution by player

2 C. Meleschnig

		2/2
		2/3

3 C. Möstl

1/2		1/1

2 miss.

6 E. Böhm

1/1		
2/3	2/2	2/2

1 post

7 N. Sager

9 F. Bernkopf-Schnürch

		2/2
		0/1

1 block

10 G. Kofler

		1/2
0/2		
1/2		1/1

11 T. Nenadic

14 S. Alkic

1 post

20 N. Moser

0/1		

1 post

21 J. Kofler

23 F. Budde

		1/1

53 J. Wieder

		0/1

55 M. Rudnicki

	1/1	1/1
0/2	0/1	
1/2	1/1	1/1

TOTAL

1/2	1/1	7/8
1/6	0/1	0/1
4/7	3/3	7/9

3 post 2 miss. 1 block

Saves distribution goalkeepers

16 M. Bogojevic

3/6		0/2
		0/1
0/1	1/1	0/1

51 L. Bergmann

0/3		0/1
2/3		0/3
1/4	0/3	1/6

TOTAL

3/9		0/3
2/3		0/4
1/5	1/4	1/7

Shots by position

ATTACK **DEFENSE**

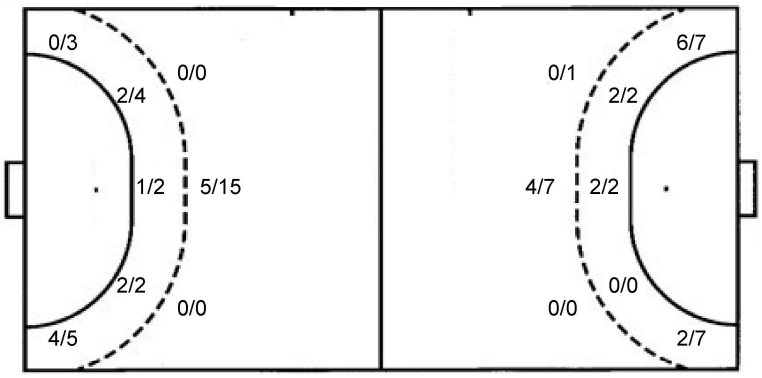

7m penalties	3/3	7m penalties	3/5
Fastbreak	2/3	Fastbreak	3/3
Breakthrough	4/6	Breakthrough	3/4
Long dist.	1/2	Long dist.	0/1

Shooting statistics

Position	Goals	Sav.	Miss.	Post	Blk.	Total	%
Back (9m)	5	8	1	0	1	15	33
Line (6m)	5	1	1	1	0	8	63
Wing	4	2	0	2	0	8	50
7m penalties	3	0	0	0	0	3	100
Fastbreak	2	1	0	0	0	3	67
Breakthrough	4	2	0	0	0	6	67
Total	**23**	**14**	**2**	**3**	**1**	**43**	**53**

#	Jersey number	**Tot.**	Total shooting	**6m**	6m (line) shooting	**9m**	9m shooting	**Wng**	Wing shooting	**FB**	Fastbreak sh.	**7m**	7m penalty sh.
Brk.	Breakthrough sh.	**LD**	Long distance sh.	**As.**	Assists	**PC**	Pass clear chance	**E7**	Earned 7m pen.	**TF**	Technical faults	**St.**	Steals
2m	2m punishments	**C7.**	Commited 7m	**E2**	Earned 2m pun.	**YC.**	Yellow cards	**R/B**	Red/Blue cards	**Blk.**	Blocks	**S**	Starting Line-up

Handball statistics and livescore by Toma-soft ltd (www.toma-soft.hr)

25th IHF Men's Junior World Championship 2025

Final Round, 9-12. place

Match Team Statistics
Match No. 81

Austria 24 - 27 France
(9 - 15) (15 - 12)

26.6.2025. 09:30
Attendance: 230
Arena Katowice

Referees: Novica Mitrovic (MNE) / Miljan Vesovic (MNE)

France

Players			Goals / shots									Attack					Def.			Penalties				TP
#	Surname and name	S	Tot.	%	9m	6m	Wing	7m	FB	Brk.	LD	As.	PC	E7	E2	TF	St.	C7	Blk	YC	2m	R	B	
2	PEYRE Rémi		1/3	33			1/3																	16:55
7	KIRTZ Henri		2/2	100	1/1		1/1					4				2		1						27:23
8	BARAN Michal	S	1/3	33	0/2					1/1					1	2		1						30:38
10	ZUZO Reyhan	S	5/6	83	1/1			1/2	1/1	2/2		1				1								22:25
11	GOURDEL Paul	S	1/4	25			1/4					1		1		1	1							41:18
12	RATABOUL Noé	S																						35:53
16	CARLE Romann																							22:44
18	CLAUDE Dimitri		0/1	0	0/1									2	1									22:35
24	NARCISSE Noa		1/2	50		1/1					0/1	1	1						1					25:42
28	FAVRIL Pierre-Alexis																							10:50
48	BALADI Antoine		1/1	100			1/1					1			2	2								23:27
88	DESBLANCS Eliott		2/4	50	2/3					0/1		6		1		2								18:07
92	TIGHIOUART Naël	S	10/12	83			6/7	2/3	2/2			1				1		1						50:49
95	WENKEGHEU TCHAMBOU MOUKO André																							7:47
98	KARAMOKO Amara	S	3/3	100		3/3								1		2					1			31:48
99	SIDIBE Mouhamadou	S																	1	1				31:39
	Team / bench																			1				
	TOTAL		27/41	66	4/8	4/4	10/16	3/5	3/3	3/4	0/1	15	1	5	4	13	1	3	2	2	1	0	0	

Goalkeepers		Saves / shots								
#.	Surname and name	Tot.	%	9m	6m	Wing	7m	FB	Brk.	LD
12	RATABOUL Noé	10/21	48	6/8	1/2	2/5	0/1	0/1	1/4	
16	CARLE Romann	4/16	25	2/5	0/4	0/1	0/2	1/2	1/2	
	TOTAL	14/37	38	8/13	1/6	2/6	0/3	1/3	2/6	0/0

Coach: **Guillaume Joli**

Number of attacks: 51, Efficiency: 53%, Average Duration: 38.57 seconds

Attack by type of defense

	Shots	9m	6m	Wing	TF	E7	E2
On def. 6-0	19/30	4/8	4/4	8/14	13	5	4
Fastbreak	3/3				0	0	0

Defense by type

	Total	9m	6m	Wing	Stl.	C7	2m
Def. 6-0	18/37	5/15	5/8	4/8	1	3	0
Fastbreak	2/3				0	0	1

Attack with superiority / minority / goalkeeper out

	Attack				Reaction		
	Att.	Eff.	Shots	TF	FB	LD	Tot.
7 on 6 (GK out)	1	100%	1/1	0	0/0	0/0	0/0
6 on 6 (GK out)	2	0%	0/1	1	0/1	1/1	1/2
6 on 6	41	54%	22/30	11			
6 on 5	7	57%	4/6	1			

Player superiority / GK out counted at the end of attack (in case it changes during attack)

Defense with superiority / minority / goalkeeper out

	Attack				Reaction		
	Att.	Eff.	Shots	TF	FB	LD	Tot.
7 on 6 (GK out)	5	80%	4/5	0	1/1	0/0	1/1
6 on 6 (GK out)	4	0%	0/4	0	0/0	0/1	0/1
6 on 6	40	45%	18/29	11			
6 on 5	3	67%	2/3	0			

Numbers show attacking numbers of oponnent. Lower efficiency of oponnent means better defense of this team

#	Jersey number	**Tot.**	Total shooting	**6m**	6m (line) shooting	**9m**	9m shooting	**Wng**	Wing shooting	**FB**	Fastbreak sh.	**7m**	7m penalty sh.
Brk.	Breakthrough sh.	**LD**	Long distance sh.	**As.**	Assists	**PC**	Pass clear chance	**E7**	Eearned 7m pen.	**TF**	Technical faults	**St.**	Steals
2m	2m punishments	**C7.**	Commited 7m	**E2**	Eearned 2m pun.	**YC.**	Yellow cards	**R/B**	Red/Blue cards	**Blk.**	Blocks	**S**	Starting Line-up

25th IHF Men's Junior World Championship 2025

Final Round, 9-12. place

Match Team Statistics
Match No. 81

Austria 24 - 27 France
(9 - 15) (15 - 12)

26.6.2025. 09:30
Attendance: 230
Arena Katowice

Referees: Novica Mitrovic (MNE) / Miljan Vesovic (MNE)

Shot distribution by player

2 R. Peyre

0/1		
1/1		

1 miss.

7 H. Kirtz

1/1		
		1/1

8 M. Baran

1/1		

1 post 1 block

10 R. Zuzo

1/1		1/1
2/2	1/2	

11 P. Gourdel

0/1		
1/3		

18 D. Claude

0/1		

24 N. Narcisse

		1/1

1 miss.

28 P. Favril

48 A. Baladi

		1/1

88 E. Desblancs

0/1		
	2/2	

1 miss.

92 N. Tighiouart

3/3		1/1
		2/2
		4/5

1 post

95 A. Wenkegheu Tchambou Mouko

98 A. Karamoko

1/1		1/1
		1/1

99 M. Sidibe

TOTAL

6/9		3/3
1/3		4/4
4/5	3/4	6/7

2 post 3 miss. 1 block

Saves distribution goalkeepers

12 N. Rataboul

1/2		1/4
3/3		1/1
2/5	0/1	2/5

16 R. Carle

		0/4
2/3	1/1	
1/2	0/2	0/4

TOTAL

1/2		1/8
5/6	1/1	1/1
3/7	0/3	2/9

Shots by position

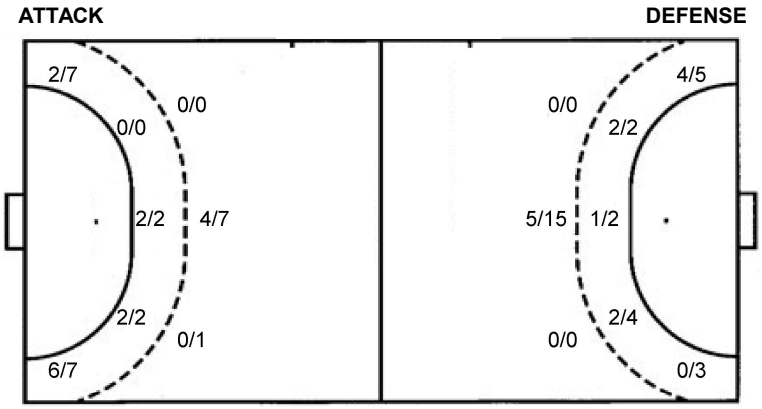

7m penalties	3/5	7m penalties	3/3
Fastbreak	3/3	Fastbreak	2/3
Breakthrough	3/4	Breakthrough	4/6
Long dist.	0/1	Long dist.	1/2

Shooting statistics

Position	Goals	Sav.	Miss.	Post	Blk.	Total	%
Back (9m)	4	1	1	1	1	8	50
Line (6m)	4	0	0	0	0	4	100
Wing	8	4	1	1	0	14	57
7m penalties	3	2	0	0	0	5	60
Fastbreak	3	0	0	0	0	3	100
Breakthrough	3	1	0	0	0	4	75
Total	**25**	**8**	**2**	**2**	**1**	**38**	**66**

#	Jersey number	**Tot.**	Total shooting	**6m**	6m (line) shooting	**9m**	9m shooting	**Wng**	Wing shooting	**FB**	Fastbreak sh.	**7m**	7m penalty sh.
Brk.	Breakthrough sh.	**LD**	Long distance sh.	**As.**	Assists	**PC**	Pass clear chance	**E7**	Earned 7m pen.	**TF**	Technical faults	**St.**	Steals
2m	2m punishments	**C7.**	Commited 7m	**E2**	Earned 2m pun.	**YC.**	Yellow cards	**R/B**	Red/Blue cards	**Blk.**	Blocks	**S**	Starting Line-up

25th IHF Men's Junior World Championship 2025

Final Round, 9-12. place

Match Team Statistics

Match No. 81

Austria 24 - 27 France

(9 - 15) (15 - 12)

26.6.2025. 09:30
Attendance: 230
Arena Katowice

Referees: Novica Mitrovic (MNE) / Miljan Vesovic (MNE)

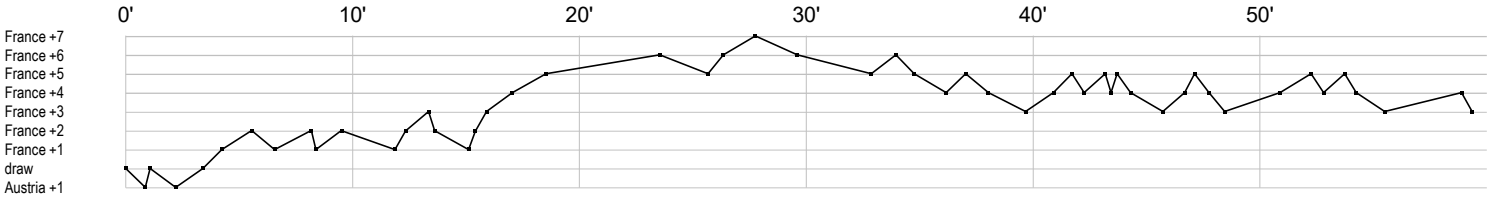

Austria

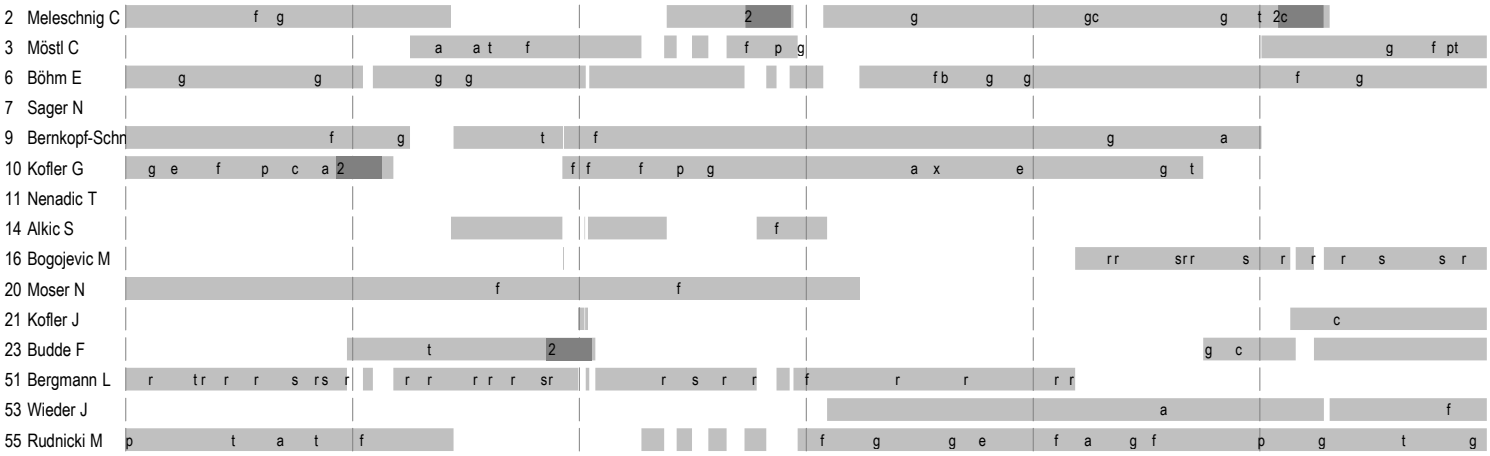

France



	In game	**g**	Goal scored	**f**	Missed shot	**a**	Assist	**t**	Technical faults	**b**	Steal
2	2min suspension	**e**	Eearned 7m	**c**	Commited 7m	**y**	Yellow card	**r**	Red Card	**k**	Blue card
i	Eearned 2min.	**x**	Block	**4**	4min suspension	**p**	Pass for clear chance	**s**	Saved shot	**r**	Received goal