



25th IHF Men's Junior World Championship 2025



President's Cup - Group II, 2. round

Match Team Statistics

Match No. 69

Korea 24 - 24 Algeria

(14 - 13) (10 - 11)

24.6.2025. 11:45

Attendance: 425

Arena Sosnowiec

Referees: William Weijmans (NED) / Rick Wolbertus (NED)

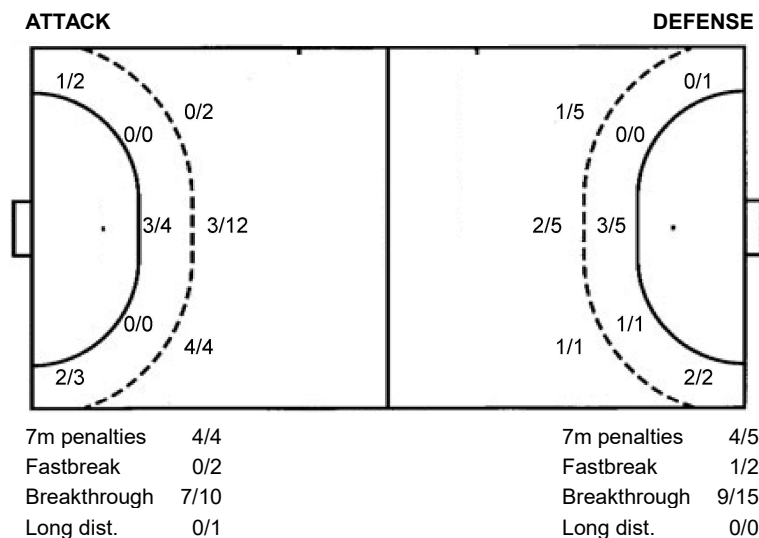
Shot distribution by player

7 S. Kang 0/1 lob	9 J. Moon 1 post 2 block	10 U. Jeong	11 M. Kwak 0/1	14 D. Lee 0/1 0/1	17 H. Kim 1 miss. 1/1 lob	19 D. Choe 1 miss. 1/1 lob
23 H. Lee 1/1	25 B. Park	31 J. Choi 1/1 lob	39 J. Kim 0/1	44 D. Kim 1/1	63 M. Lee 1 post 2 miss.	TOTAL 2 post 4 miss. 2 block 3/4 lob

Saves distribution goalkeepers

12 S. Kang	88 H. Park	92 H. Kim	TOTAL
	0/1	1/2 0/1 1/6	1/3 0/1 1/6
		1/1 1/1	1/1 1/1
	0/1	2/7 2/3 0/8	2/8 2/3 0/9

Shots by position



Shooting statistics

Position	Goals	Sav.	Miss.	Post	Blk.	Total	%
Back (9m)	7	6	1	2	2	18	39
Line (6m)	3	0	1	0	0	4	75
Wing	3	2	0	0	0	5	60
7m penalties	4	0	0	0	0	4	100
Fastbreak	0	2	0	0	0	2	0
Breakthrough	7	2	1	0	0	10	70
Total	24	12	3	2	2	43	56

Jersey number Tot. Total shooting 6m 6m (line) shooting 9m 9m shooting Wng Wing shooting FB Fastbreak sh. 7m 7m penalty sh.
 Brk. Breakthrough sh. LD Long distance sh. As. Assists PC Pass clear chance E7 Earned 7m pen. TF Technical faults St. Steals
 2m 2m punishments C7. Committed 7m E2 Earned 2m pun. YC. Yellow cards R/B Red/Blue cards Blk. Blocks S Starting Line-up



25th IHF Men's Junior World Championship 2025



President's Cup - Group II, 2. round

Match Team Statistics
Match No. 69

Korea 24 - 24 Algeria
(14 - 13) (10 - 11)

24.6.2025. 11:45
Attendance: 425
Arena Sosnowiec

Referees: William Weijmans (NED) / Rick Wolbertus (NED)

Algeria

#	Surname and name	S	Goals / shots								Attack					Def.			Penalties				TP
			Tot.	%	9m	6m	Wing	7m	FB	Brk.	LD	As.	PC	E7	E2	TF	St.	C7	Blk	YC	2m	R	
3	YOUCEF Atek	S	7/10	70	2/3					5/7		1		1		4							14:43
5	MOHAMED ALI Bendiab	S	1/3	33	1/2					0/1		1	1		1		1	1		1		17:32	
6	ABDERAOUF Rahmani	S	2/4	50	0/1	1/1	0/1		1/1						1					2		41:05	
7	ZHOUAL Mohamed Cherif																					9:04	
12	ABDELLAH-BERREHAIL Yanis		0/1	0	0/1										1							12:47	
23	TAISSIR AHMED F Haioun		1/1	100		1/1								1	1	1							
25	SALAH EDDINE Hamdaoui	S	4/7	57	1/3					3/4		2			2					1		15:14	
28	FAIDI Mohamed																					1:50	
52	MEZAZA Salim																						
69	ZAKARIA Adri																			1		30:03	
71	ADEL ROUSTOM Guemeida	S	6/9	67		2/4		4/5						3	1	2		1		1		21:52	
73	AHMED RAYANE Benslimane																					0:12	
76	SID ALI Achiche	S																				26:40	
87	ABDEL GHANI Ouahab	S	2/4	50	0/1			2/2		0/1					1					1		26:52	
89	MOHAMED NAZIM Saidi		1/3	33						1/3		1			1							12:12	
94	MEDIOUNI Abdelmounaim														1							1:37	
Team / bench																							
TOTAL			24/42	57	4/11	4/6	2/3	4/5	1/2	9/15	0/0	5	1	5	3	14	0	2	2	0	6	0	0

#	Surname and name	Saves / shots								
		Tot.	%	9m	6m	Wing	7m	FB	Brk.	LD
52	MEZAZA Salim	7/17	41	2/3	0/1	2/4	0/2	1/1	2/6	
73	AHMED RAYANE Benslimane	0/1	0				0/1			
76	SID ALI Achiche	5/18	28	4/10	0/2	0/1	0/1	1/1	0/3	
TOTAL		12/36	33	6/13	0/3	2/5	0/4	3/2	2/9	0/0

Coach: Lakhdar Arrouche

Number of attacks: 53, Efficiency: 45%, Average Duration: 34.79 seconds

Attack by type of defense

	Shots	9m	6m	Wing	TF	E7	E2
On def. 6-0	19/35	4/11	4/6	2/3	14	5	3
Fastbreak	1/2				0	0	0

Defense by type

	Total	9m	6m	Wing	Stl.	C7	2m
Def. 6-0	20/37	7/18	3/4	3/5	0	2	0
Fastbreak	0/2				0	0	6

Attack with superiority / minority / goalkeeper out

	Attack				Reaction		
	Att.	Eff.	Shots	TF	FB	LD	Tot.
7 on 6 (GK out)	7	29%	2/5	2	0/1	0/1	0/2
6 on 6 (GK out)	5	20%	1/4	1	0/1	0/0	0/1
6 on 6	35	54%	19/27	8			
5 on 6	1	0%	0/1	0			
7 on 5 (GK out)	1	0%	0/0	1	0/0	0/0	0/0
6 on 5 (GK out)	1	0%	0/0	1	0/0	0/0	0/0
6 on 5	3	67%	2/2	1			

Player superiority / GK out counted at the end of attack (in case it changes during attack)

Defense with superiority / minority / goalkeeper out

	Attack				Reaction		
	Att.	Eff.	Shots	TF	FB	LD	Tot.
7 on 6 (GK out)	2	0%	0/2	0	0/0	0/0	0/0
7 on 5 (GK out)	2	50%	1/1	1	0/0	0/0	0/0
6 on 6 (GK out)	3	67%	2/3	0	0/0	0/0	0/0
6 on 5 (GK out)	1	100%	1/1	0	0/0	0/0	0/0
6 on 6	36	44%	16/29	7			
6 on 5	8	50%	4/6	2			

Numbers show attacking numbers of opponent. Lower efficiency of opponent means better defense of this team

Jersey number Tot. Total shooting 6m 6m (line) shooting 9m 9m shooting Wng Wing shooting FB Fastbreak sh. 7m 7m penalty sh.
Brk. Breakthrough sh. LD Long distance sh. As. Assists PC Pass clear chance E7 Earned 7m pen. TF Technical faults St. Steals
2m 2m punishments C7. Committed 7m E2 Earned 2m pun. YC. Yellow cards R/B Red/Blue cards Blk. Blocks S Starting Line-up

Handball statistics and livescore by Toma-soft ltd (www.toma-soft.hr)



25th IHF Men's Junior World Championship 2025



President's Cup - Group II, 2. round

Match Team Statistics

Match No. 69

Korea 24 - 24 Algeria

(14 - 13) (10 - 11)

24.6.2025. 11:45

Attendance: 425

Arena Sosnowiec

Referees: William Weijmans (NED) / Rick Wolbertus (NED)

Shot distribution by player

3 A. Youcef

1/1	1/1	2/2
	0/1	
	0/1	3/3

1 miss.

5 B. Mohamed Ali

1/1		

1 post 1 miss.

6 R. Abderaouf

0/1		2/2

1 post

7 M. Zhoual

1 miss.

12 Y. Abdellah-Berrehal

1 miss.

23 H. Taissir Ahmed F

	1/1	

25 H. Salah Eddine

3/4		1/1

1 post 1 miss.

28 M. Faidi

69 A. Zakaria

71 G. Adel Roustom

1/1		1/1
0/1		
2/3	0/1	2/2

87 O. Abdel Ghani

		0/1
	1/1	1/1

1 miss.

89 S. Mohamed Nazim

	1/1	

2 miss.

94 A. Mediouni

TOTAL

2/3	1/1	5/6
0/1	0/1	
6/8	1/3	9/9

3 post 7 miss.

Saves distribution goalkeepers

52 S. Mezaza

0/1	0/1	2/2
0/1		2/2
0/2	0/1	2/4

73 B. Ahmed Rayane

		0/1

76 A. Sid Ali

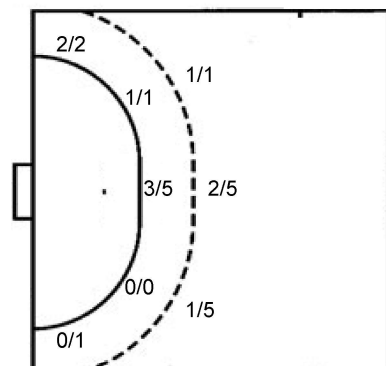
0/1		1/2
2/3	1/1	1/10

TOTAL

0/2	0/1	3/4
0/1		2/2
2/5	1/2	3/15

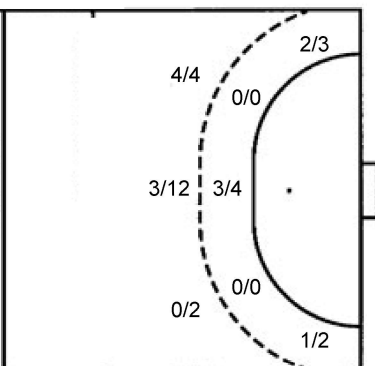
Shots by position

ATTACK



7m penalties 4/5
Fastbreak 1/2
Breakthrough 9/15
Long dist. 0/0

DEFENSE



7m penalties 4/4
Fastbreak 0/2
Breakthrough 7/10
Long dist. 0/1

Shooting statistics

Position	Goals	Sav.	Miss.	Post	Blk.	Total	%
Back (9m)	4	2	4	1	0	11	36
Line (6m)	4	2	0	0	0	6	67
Wing	2	0	0	1	0	3	67
7m penalties	4	1	0	0	0	5	80
Fastbreak	1	1	0	0	0	2	50
Breakthrough	9	2	3	1	0	15	60
Total	24	8	7	3	0	42	57

Jersey number Tot. Total shooting 6m 6m (line) shooting 9m 9m shooting Wng Wing shooting FB Fastbreak sh. 7m 7m penalty sh.
Brk. Breakthrough sh. LD Long distance sh. As. Assists PC Pass clear chance E7 Earned 7m pen. TF Technical faults St. Steals
2m 2m punishments C7. Committed 7m E2 Earned 2m pun. YC. Yellow cards R/B Red/Blue cards Blk. Blocks S Starting Line-up

Handball statistics and livescore by Toma-soft ltd (www.toma-soft.hr)

