



25th IHF Men's Junior World Championship 2025



Main Round - Group III, 1. round

Match Team Statistics

Match No. 59

Denmark 37 - 30 Romania

(18 - 17) (19 - 13)

23.6.2025. 16:15

Attendance: 350

Arena Katowice

Referees: Novica Mitrovic (MNE) / Miljan Vesovic (MNE)

Denmark

Players		Goals / shots									Attack				Def.			Penalties			TP					
#	Surname and name	S	Tot.	%	9m	6m	Wing	7m	FB	Brk.	LD	As.	PC	E7	E2	TF	St.	C7	Blk	YC		2m	R	B		
3	SCHMIDT Tobias Gregers		1/1	100					1/1						1	1				1		1			33:37	
5	TOMBAK Tobias		1/2	50					1/2				2	1			2	1	1	1					42:38	
6	LARSSON Nikolaj Risbjerg	S	7/9	78	3/4	1/1	1/2			2/2		1	1	2		2									19:24	
10	PEDERSEN Frederik Emil		8/8	100			1/1	6/6	1/1			4	2		1	2	1								22:24	
12	EICHHORST Malte Julius Johnsson	S																							18:06	
16	MOLLER WOLFF Frederik		0/1	0							0/1														41:13	
17	PEDERSEN Magnus Storgaard		3/3	100			1/1		1/1		1/1														26:28	
19	VESTERGAARD Kristoffer	S	4/8	50	3/5	0/1			1/1		0/1	1			1										26:47	
22	PEDERSEN Mathias Kragh		2/3	67			1/2		1/1																34:30	
24	JENSEN Simon Skovhus		0/2	0		0/1				0/1			1			1									7:33	
25	DAHLGAARD Morten Kaalund	S	1/2	50		0/1			1/1			1		2	1	1					1				48:04	
28	SAND Magnus Rahbek	S	4/6	67	2/3				0/1	2/2		2		1	1	1		1							40:54	
29	JOHANSEN Andreas Aagreen	S	1/1	100			1/1																		28:43	
31	HOUE Anton		1/1	100		1/1							1	1											5:07	
33	NIELSEN Jonas Dehn											1													2:55	
34	JAGERUM Frederik Reinholdt	S	4/5	80	0/1		3/3		1/1								1								21:37	
Team / bench																										
TOTAL			37/52	71	8/13	2/5	8/10	6/6	8/10	4/5	1/3	12	6	7	4	9	3	2	2	1	1	0	0			

Goalkeepers		Saves / shots								
#	Surname and name	Tot.	%	9m	6m	Wing	7m	FB	Brk.	LD
12	EICHHORST Malte Julius Johnsson	1/10	10	1/7		0/1			0/2	
16	MOLLER WOLFF Frederik	7/28	25	3/6	3/8	0/3	0/2	0/2	1/6	0/1
TOTAL		8/38	21	4/13	3/8	0/4	0/2	0/2	1/8	0/1

Coach: Ulrik Kirkely

Number of attacks: 58, Efficiency: 64%, Average Duration: 31.02 seconds

Attack by type of defense

	Shots	9m	6m	Wing	TF	E7	E2
On def. 6-0	20/31	8/13	2/5	6/8	9	7	4
Fastbreak	8/10				0	0	0

Defense by type

	Total	9m	6m	Wing	Stl.	C7	2m
Def. 6-0	25/40	9/19	5/9	4/4	3	2	0
Fastbreak	2/2				0	0	1

Attack with superiority / minority / goalkeeper out

	Attack				Reaction		
	Att.	Eff.	Shots	TF	FB	LD	Tot.
7 on 6 (GK out)	2	50%	1/2	0	0/0	0/0	0/0
7 on 5 (GK out)	1	100%	1/1	0	0/0	0/0	0/0
6 on 6 (GK out)	2	100%	2/2	0	0/0	0/0	0/0
6 on 6	46	61%	28/37	9			
6 on 5	7	71%	5/7	0			

Player superiority / GK out counted at the end of attack (in case it changes during attack)

Defense with superiority / minority / goalkeeper out

	Attack				Reaction		
	Att.	Eff.	Shots	TF	FB	LD	Tot.
7 on 6 (GK out)	27	56%	15/22	5	1/2	1/2	2/4
6 on 6 (GK out)	6	83%	5/5	1	1/1	0/1	1/2
6 on 6	20	40%	8/12	8			
7 on 5 (GK out)	1	100%	1/1	0	0/0	0/0	0/0
6 on 5	1	100%	1/1	0			

Numbers show attacking numbers of opponent. Lower efficiency of opponent means better defense of this team

Jersey number Tot. Total shooting 6m 6m (line) shooting 9m 9m shooting Wng Wing shooting FB Fastbreak sh. 7m 7m penalty sh.
 Brk. Breakthrough sh. LD Long distance sh. As. Assists PC Pass clear chance E7 Earned 7m pen. TF Technical faults St. Steals
 2m 2m punishments C7. Committed 7m E2 Earned 2m pun. YC. Yellow cards R/B Red/Blue cards Blk. Blocks S Starting Line-up



25th IHF Men's Junior World Championship 2025



Main Round - Group III, 1. round

Match Team Statistics

Match No. 59

Denmark 37 - 30 Romania

(18 - 17) (19 - 13)

23.6.2025. 16:15

Attendance: 350

Arena Katowice

Referees: Novica Mitrovic (MNE) / Miljan Vesovic (MNE)

Shot distribution by player

3 T. Schmidt

1/1		

5 T. Tombak

		1/2

6 N. Larsson

1/1		1/1
2/3		3/3

1 post

10 F. Pedersen

2/2		2/2
1/1		
1/1	1/1	1/1

17 M. Pedersen

		1/1
		2/2

19 K. Vestergaard

1/1		1/2
	0/1	2/2

2 post

22 M. Pedersen

		2/2

1 post

24 S. Jensen

		0/1

1 miss.

25 M. Dahlgaard

		1/2

28 M. Sand

3/3		1/1

1 miss. 1 block

29 A. Johansen

		1/1

31 A. Houe

		1/1

33 J. Nielsen

34 F. Jagerum

		1/1
2/2		1/1

1 post

TOTAL

4/4		8/10
1/1		
9/10	1/2	14/16

5 post 2 miss. 1 block

Saves distribution goalkeepers

12 M. Eichhorst

0/1		
1/2		0/7

16 F. Moller Wolff

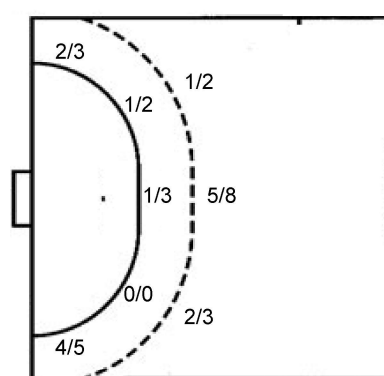
		1/3
0/1	0/1	0/1
3/10	0/1	3/11

TOTAL

0/1		1/3
0/1	0/1	0/1
4/12	0/1	3/18

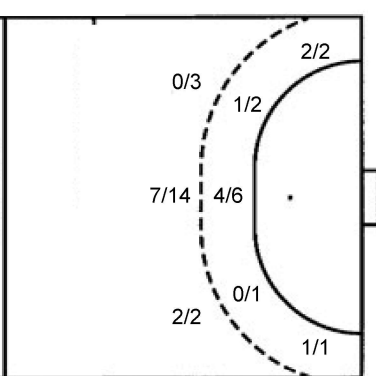
Shots by position

ATTACK



7m penalties 6/6
Fastbreak 8/10
Breakthrough 4/5
Long dist. 1/3

DEFENSE



7m penalties 2/2
Fastbreak 2/2
Breakthrough 7/8
Long dist. 1/1

Shooting statistics

Position	Goals	Sav.	Miss.	Post	Blk.	Total	%
Back (9m)	8	2	0	2	1	13	62
Line (6m)	2	2	1	0	0	5	40
Wing	6	0	0	2	0	8	75
7m penalties	6	0	0	0	0	6	100
Fastbreak	8	1	1	0	0	10	80
Breakthrough	4	1	0	0	0	5	80
Total	34	6	2	4	1	47	72

Jersey number Tot. Total shooting 6m 6m (line) shooting 9m 9m shooting Wng Wing shooting FB Fastbreak sh. 7m 7m penalty sh.
Brk. Breakthrough sh. LD Long distance sh. As. Assists PC Pass clear chance E7 Earned 7m pen. TF Technical faults St. Steals
2m 2m punishments C7. Committed 7m E2 Earned 2m pun. YC. Yellow cards R/B Red/Blue cards Blk. Blocks S Starting Line-up

Handball statistics and livescore by Toma-soft ltd (www.toma-soft.hr)



25th IHF Men's Junior World Championship 2025



Main Round - Group III, 1. round

Match Team Statistics

Match No. 59

Denmark 37 - 30 Romania

(18 - 17) (19 - 13)

23.6.2025. 16:15

Attendance: 350

Arena Katowice

Referees: Novica Mitrovic (MNE) / Miljan Vesovic (MNE)

Shot distribution by player

3 A. Oancea

		0/1
		1/2

7 B. Voica

9 P. Grigore

		1/1
		1/1
		3/3

10 A. Racolta

0/1		

11 F. Niculaie

1/1		1/1

14 S. Armanu

0/1		1/1

19 D. Pavlov

20 K. Murtaza

26 F. Cocosila

1 miss.

33 C. Radu

		1/1
4/5		2/2

40 I. Suci

44 D. Stanciu

1/1		
2/3	1/1	4/4

1 post 1 miss. 2 block

78 A. Focsaneanu

		1/1
		1/1
1/1		1/1

99 C. Dascalu

		2/4

2 miss.

TOTAL

1/1		2/3
1/1	1/1	1/1
8/12	1/1	15/18

1 post 4 miss. 2 block

Saves distribution goalkeepers

12 M. Sirghie

0/2		0/5
0/1		
1/7	0/1	2/8

16 D. Podovei

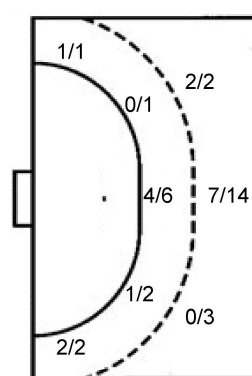
0/2		2/5
0/3	1/1	0/7

TOTAL

0/4		2/10
0/1		
1/10	1/2	2/15

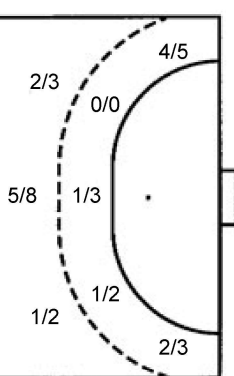
Shots by position

ATTACK



7m penalties 2/2
Fastbreak 2/2
Breakthrough 7/8
Long dist. 1/1

DEFENSE



7m penalties 6/6
Fastbreak 8/10
Breakthrough 4/5
Long dist. 1/3

Shooting statistics

Position	Goals	Sav.	Miss.	Post	Blk.	Total	%
Back (9m)	9	4	3	1	2	19	47
Line (6m)	5	3	1	0	0	9	56
Wing	4	0	0	0	0	4	100
7m penalties	2	0	0	0	0	2	100
Fastbreak	2	0	0	0	0	2	100
Breakthrough	7	1	0	0	0	8	88
Total	29	8	4	1	2	44	66

Jersey number Tot. Total shooting 6m 6m (line) shooting 9m 9m shooting Wng Wing shooting FB Fastbreak sh. 7m 7m penalty sh.
Brk. Breakthrough sh. LD Long distance sh. As. Assists PC Pass clear chance E7 Earned 7m pen. TF Technical faults St. Steals
2m 2m punishments C7. Committed 7m E2 Earned 2m pun. YC. Yellow cards R/B Red/Blue cards Blk. Blocks S Starting Line-up

Handball statistics and livescore by Toma-soft ltd (www.toma-soft.hr)

