



25th IHF Men's Junior World Championship 2025



President's Cup - Group III, 1. round

Match Team Statistics

Match No. 57

Morocco 30 - 26 North Macedonia

(14 - 13) (16 - 13)

23.6.2025. 11:45

Attendance: 295

Arena Katowice

Referees: Kristof Altmar (HUN) / Marton Horvath (HUN)

Morocco

| # | Surname and name | S | Goals / shots | | | | | | | | Attack | | | | Def. | | | Penalties | | | | TP | | | |
|--------------|---------------------------|---|---------------|-----|-------|-------|------|-----|-----|------|--------|-----|----|----|------|----|-----|-----------|-----|----|----|----|---|-------|---|
| | | | Tot. | % | 9m | 6m | Wing | 7m | FB | Brk. | LD | As. | PC | E7 | E2 | TF | St. | C7 | Blk | YC | 2m | | R | B | |
| 3 | FADDAL Adam | | 3/5 | 60 | 1/2 | | 2/3 | | | | | | | | 1 | | 1 | | | | | | | 36:36 | |
| 6 | NAZI Mohamed | | 3/5 | 60 | 1/2 | 1/2 | | | | | | | | | | | | | | | | | | 18:06 | |
| 10 | OUAFIK Hamza | S | 3/5 | 60 | 1/3 | 1/1 | 1/1 | | | | | | | | 1 | | | | | | 1 | | | 28:42 | |
| 12 | JBARI Akram | S | | | | | | | | | | | | 1 | | | | | | | | | | 57:44 | |
| 14 | IHIRI Abderrahim | | | | | | | | | | | | | | | | | | | | | | | | |
| 19 | RAZGUI Abdellah | S | 4/9 | 44 | 2/5 | 1/1 | 1/1 | 0/2 | | | | | | | 1 | | | 3 | | | | | | 36:13 | |
| 20 | EL KHALIFI Omar | | | | | | | | | | | | | | | | | | | | | | | | |
| 21 | BOUYDARNE Mohamed | S | 3/3 | 100 | | 3/3 | | | | | | | | 2 | | | 1 | 1 | 1 | | 1 | | 1 | 59:47 | |
| 22 | MANSARI Youness | | 6/7 | 86 | 3/3 | 2/3 | | | | | | | | 5 | 1 | 1 | 1 | 6 | | 1 | | | | 35:41 | |
| 24 | EL OUADRHIRI Noam Bernard | S | 1/3 | 33 | | | 0/2 | | 1/1 | | | | | | | | 1 | | | | | | | 30:14 | |
| 33 | LAKRIM Mohamed | | | | | | | | | | | | | | | | | | | | | | | 0:16 | |
| 66 | ILYASSE Ouahib | S | 2/3 | 67 | | | 0/1 | | 2/2 | | | | | | | | 1 | | 1 | | | 2 | | 42:12 | |
| 71 | SAA Amjad | S | 4/8 | 50 | 2/5 | 2/2 | 0/1 | | | | | | | 1 | | | 1 | 1 | | | | | | 45:48 | |
| 98 | OUHMOU Lhoucine | | 1/1 | 100 | | | 1/1 | | | | | | | | | | | | | | | | | 28:41 | |
| Team / bench | | | | | | | | | | | | | | | | | | | | | | | | | |
| TOTAL | | | 30/49 | 61 | 10/20 | 10/12 | 5/10 | 0/2 | 3/3 | 1/1 | 1/1 | | | 9 | 2 | 1 | 2 | 15 | 2 | 3 | 1 | 0 | 4 | 0 | 0 |

| # | Surname and name | Saves / shots | | | | | | | | |
|-------|------------------|---------------|----|-----|-----|------|-----|-----|------|-----|
| | | Tot. | % | 9m | 6m | Wing | 7m | FB | Brk. | LD |
| 12 | JBARI Akram | 10/35 | 29 | 1/4 | 0/8 | 5/9 | 0/1 | 3/8 | 1/5 | |
| 33 | LAKRIM Mohamed | 0/1 | 0 | | | | 0/1 | | | |
| TOTAL | | 10/36 | 28 | 1/4 | 0/8 | 5/9 | 0/2 | 3/8 | 1/5 | 0/0 |

Coach: Karim Bouhaddioui

Number of attacks: 62, Efficiency: 48%, Average Duration: 29.90 seconds

Attack by type of defense

| | Shots | 9m | 6m | Wing | TF | E7 | E2 |
|-------------|-------|------|-----|------|----|----|----|
| On def. 6-0 | 4/8 | 1/4 | 2/2 | 1/2 | 4 | 0 | 1 |
| On def. 5-1 | 12/25 | 5/12 | 5/7 | 1/5 | 5 | 1 | 1 |
| On def. 4-2 | 4/4 | 1/1 | 2/2 | 1/1 | 1 | 0 | 0 |
| On def. 3-3 | 5/5 | 3/3 | 1/1 | 1/1 | 5 | 0 | 0 |
| Fastbreak | 3/3 | | | | 0 | 0 | 0 |

Defense by type

| | Total | 9m | 6m | Wing | Stl. | C7 | 2m |
|-----------|-------|-----|-----|------|------|----|----|
| Def. 6-0 | 19/32 | 3/8 | 8/8 | 4/10 | 2 | 3 | 1 |
| Fastbreak | 5/8 | | | | 0 | 0 | 3 |

Defense with superiority / minority / goalkeeper out

| | Attack | | | | Reaction | | |
|-----------------|--------|------|-------|----|----------|-----|------|
| | Att. | Eff. | Shots | TF | FB | LD | Tot. |
| 7 on 6 (GK out) | 3 | 67% | 2/2 | 1 | 0/0 | 0/0 | 0/0 |
| 6 on 6 (GK out) | 3 | 33% | 1/2 | 1 | 0/0 | 1/1 | 1/1 |
| 6 on 6 | 41 | 49% | 20/28 | 13 | | | |
| 6 on 5 | 10 | 30% | 3/10 | 0 | | | |

Numbers show attacking numbers of opponent. Lower efficiency of opponent means better defense of this team

Attack with superiority / minority / goalkeeper out

| | Attack | | | | Reaction | | |
|-----------------|--------|------|-------|----|----------|-----|------|
| | Att. | Eff. | Shots | TF | FB | LD | Tot. |
| 7 on 6 (GK out) | 2 | 100% | 2/2 | 0 | 0/0 | 0/0 | 0/0 |
| 6 on 6 (GK out) | 2 | 0% | 0/1 | 1 | 0/0 | 0/0 | 0/0 |
| 6 on 6 | 47 | 45% | 21/36 | 11 | | | |
| 6 on 5 | 5 | 80% | 4/5 | 0 | | | |
| 5 on 6 | 6 | 50% | 3/3 | 3 | | | |

Player superiority / GK out counted at the end of attack (in case it changes during attack)

Jersey number Tot. Total shooting 6m 6m (line) shooting 9m 9m shooting Wng Wing shooting FB Fastbreak sh. 7m 7m penalty sh.
 Brk. Breakthrough sh. LD Long distance sh. As. Assists PC Pass clear chance E7 Earned 7m pen. TF Technical faults St. Steals
 2m 2m punishments C7. Committed 7m E2 Earned 2m pun. YC. Yellow cards R/B Red/Blue cards Blk. Blocks S Starting Line-up



25th IHF Men's Junior World Championship 2025



President's Cup - Group III, 1. round

Match Team Statistics

Match No. 57

Morocco 30 - 26 North Macedonia

(14 - 13) (16 - 13)

23.6.2025. 11:45

Attendance: 295

Arena Katowice

Referees: Kristof Altmar (HUN) / Marton Horvath (HUN)

Shot distribution by player

3 A. Faddal

| | | |
|-----|--|--|
| 1/2 | | |
| | | |
| 2/2 | | |

1 block

6 M. Nazi

| | | |
|-----|-----|-----|
| 1/1 | | |
| | 1/1 | |
| 0/2 | | 1/1 |

10 H. Ouafik

| | | |
|-----|--|-----|
| | | |
| | | |
| 1/1 | | 1/1 |

1 post 1 block

14 A. Ihiri

| | | |
|--|--|--|
| | | |
| | | |
| | | |

19 A. Razgui

| | | |
|-----|-----|-----|
| 1/1 | | 0/1 |
| | 0/2 | |
| 3/4 | | |

1 post

20 O. El Khalifi

| | | |
|--|--|--|
| | | |
| | | |
| | | |

21 M. Bouydarne

| | | |
|-----|--|-----|
| | | |
| | | |
| 1/1 | | 2/2 |

22 Y. Mansari

| | | |
|-----|--|-----|
| | | 1/1 |
| | | |
| 3/3 | | 2/2 |

1 miss.

24 N. El Ouadrhiri

| | | |
|-----|--|--|
| 1/1 | | |
| | | |
| | | |

2 miss.

66 O. Ilyasse

| | | |
|--|--|-----|
| | | 1/1 |
| | | 1/1 |
| | | |

1 post

71 A. Saa

| | | |
|-----|-----|-----|
| 1/1 | | 1/1 |
| | 0/1 | |
| | | 2/2 |

1 post 2 miss.

98 L. Ouhmou

| | | |
|--|--|--|
| | | |
| | | |
| | | |

1/1 lob

TOTAL

| | | |
|-------|-----|-----|
| 5/6 | | 3/4 |
| | 1/4 | 1/1 |
| 10/13 | | 8/8 |

4 post 5 miss. 2 block 1/1 lob

Saves distribution goalkeepers

12 A. Jbari

| | | |
|-----|-----|-----|
| 3/4 | | 0/4 |
| 0/3 | 2/5 | |
| 3/8 | 0/2 | 1/8 |

33 M. Lakrim

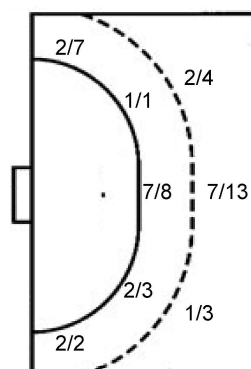
| | | |
|--|-----|--|
| | 0/1 | |
| | | |
| | | |

TOTAL

| | | |
|-----|-----|-----|
| 3/4 | 0/1 | 0/4 |
| 0/3 | 2/5 | |
| 3/8 | 0/2 | 1/8 |

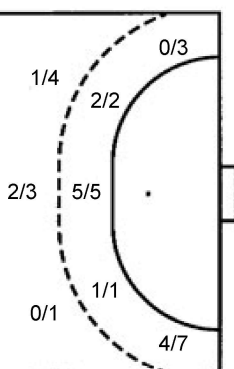
Shots by position

ATTACK



| | |
|--------------|-----|
| 7m penalties | 0/2 |
| Fastbreak | 3/3 |
| Breakthrough | 1/1 |
| Long dist. | 1/1 |

DEFENSE



| | |
|--------------|-----|
| 7m penalties | 2/3 |
| Fastbreak | 5/8 |
| Breakthrough | 4/6 |
| Long dist. | 0/0 |

Shooting statistics

| Position | Goals | Sav. | Miss. | Post | Blk. | Total | % |
|--------------|-----------|----------|----------|----------|----------|-----------|-----------|
| Back (9m) | 10 | 4 | 1 | 3 | 2 | 20 | 50 |
| Line (6m) | 10 | 1 | 1 | 0 | 0 | 12 | 83 |
| Wing | 4 | 1 | 3 | 1 | 0 | 9 | 44 |
| 7m penalties | 0 | 2 | 0 | 0 | 0 | 2 | 0 |
| Fastbreak | 3 | 0 | 0 | 0 | 0 | 3 | 100 |
| Breakthrough | 1 | 0 | 0 | 0 | 0 | 1 | 100 |
| Total | 28 | 8 | 5 | 4 | 2 | 47 | 60 |

Jersey number Tot. Total shooting 6m 6m (line) shooting 9m 9m shooting Wng Wing shooting FB Fastbreak sh. 7m 7m penalty sh.
 Brk. Breakthrough sh. LD Long distance sh. As. Assists PC Pass clear chance E7 Earned 7m pen. TF Technical faults St. Steals
 2m 2m punishments C7. Committed 7m E2 Earned 2m pun. YC. Yellow cards R/B Red/Blue cards Blk. Blocks S Starting Line-up

Handball statistics and livescore by Toma-soft ltd (www.toma-soft.hr)



25th IHF Men's Junior World Championship 2025

President's Cup - Group III, 1. round



Match Team Statistics

Match No. 57

Morocco 30 - 26 North Macedonia

(14 - 13) (16 - 13)

23.6.2025. 11:45

Attendance: 295

Arena Katowice

Referees: Kristof Altmar (HUN) / Marton Horvath (HUN)

Shot distribution by player

2 M. Stojanovski

| | | |
|-----|--|--|
| | | |
| | | |
| 0/1 | | |

1 miss.

3 D. Subashevski

| | | |
|--|--|--|
| | | |
| | | |
| | | |

0/1 lob

4 D. Mihajlovikj

| | | |
|--|--|--|
| | | |
| | | |
| | | |

7 D. Uzunchev

| | | |
|-----|-----|-----|
| | 1/1 | |
| 2/2 | | |
| 1/1 | 1/1 | 1/1 |

1 post 1 block

9 A. Gligorov

| | | |
|--|--|--|
| | | |
| | | |
| | | |

10 N. Belistojanoski

| | | |
|-----|-----|-----|
| 1/3 | | 1/1 |
| | 0/1 | |
| 1/1 | | 2/2 |

13 S. Shuleski

| | | |
|--|-----|--|
| | | |
| | 2/2 | |
| | | |

20 T. Dimkovski

| | | |
|--|--|--|
| | | |
| | | |
| | | |

21 A. Petkovski

| | | |
|-----|--|--|
| 0/1 | | |
| | | |
| 0/1 | | |

1 post

25 V. Karasmanakis

| | | |
|--|-----|-----|
| | | 1/1 |
| | | |
| | 1/1 | 2/2 |

30 D. Dimevski

| | | |
|--|-----|--|
| | | |
| | 0/1 | |
| | | |

31 A. Stojanovski

| | | |
|-----|--|-----|
| | | 2/2 |
| 1/1 | | |
| | | 2/2 |

3 miss.

44 M. Kalajdjieski

| | | |
|-----|-----|-----|
| | | |
| | 1/1 | |
| 2/3 | | 0/1 |

93 B. Damjanoski

| | | |
|-----|--|--|
| | | |
| | | |
| 1/1 | | |

TOTAL

| | | |
|-----|-----|-----|
| 1/4 | 1/1 | 4/4 |
| 3/3 | 3/5 | |
| 5/8 | 2/2 | 7/8 |

2 post 4 miss. 1 block 0/1 lob

Saves distribution goalkeepers

1 D. Brestovac

| | | |
|------|-----|-----|
| 0/4 | | 0/2 |
| | 3/3 | |
| 3/10 | | 0/8 |

12 I. Galevski

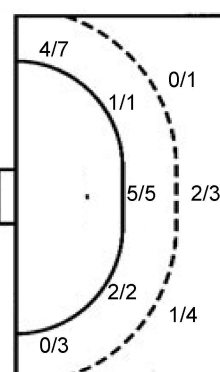
| | | |
|-----|--|-----|
| 1/2 | | 1/2 |
| | | |
| 0/3 | | |

TOTAL

| | | |
|------|-----|-----|
| 1/6 | | 1/4 |
| | 3/3 | |
| 3/13 | | 0/8 |

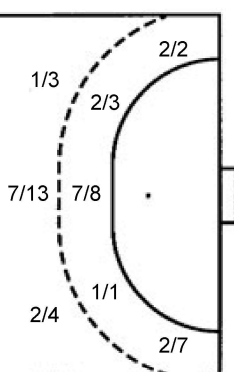
Shots by position

ATTACK



7m penalties 2/3
Fastbreak 5/8
Breakthrough 4/6
Long dist. 0/0

DEFENSE



7m penalties 0/2
Fastbreak 3/3
Breakthrough 1/1
Long dist. 1/1

Shooting statistics

| Position | Goals | Sav. | Miss. | Post | Blk. | Total | % |
|--------------|-----------|-----------|----------|----------|----------|-----------|-----------|
| Back (9m) | 3 | 1 | 3 | 0 | 1 | 8 | 38 |
| Line (6m) | 8 | 0 | 0 | 0 | 0 | 8 | 100 |
| Wing | 4 | 5 | 1 | 0 | 0 | 10 | 40 |
| 7m penalties | 2 | 0 | 0 | 1 | 0 | 3 | 67 |
| Fastbreak | 5 | 3 | 0 | 0 | 0 | 8 | 63 |
| Breakthrough | 4 | 1 | 0 | 1 | 0 | 6 | 67 |
| Total | 26 | 10 | 4 | 2 | 1 | 43 | 60 |

Jersey number Tot. Total shooting 6m 6m (line) shooting 9m 9m shooting Wng Wing shooting FB Fastbreak sh. 7m 7m penalty sh.
Brk. Breakthrough sh. LD Long distance sh. As. Assists PC Pass clear chance E7 Earned 7m pen. TF Technical faults St. Steals
2m 2m punishments C7. Committed 7m E2 Earned 2m pun. YC. Yellow cards R/B Red/Blue cards Blk. Blocks S Starting Line-up

Handball statistics and livescore by Toma-soft ltd (www.toma-soft.hr)

