25th IHF Men's Junior World Championship 2025

Preliminary Round - Group G, 3. round

Match Team Statistics
Match No. 48

Germany 39 - 26 Tunisia
(19 - 11) (20 - 15)

21.6.2025. 21:00
Attendance: 187
Hala Legionow

Referees: Zan Puksic (SLO) / Miha Satler (SLO)

Germany

Players			Goals / shots									Attack					Def.			Penalties				TP
#	Surname and name	S	Tot.	%	9m	6m	Wing	7m	FB	Brk.	LD	As.	PC	E7	E2	TF	St.	C7	Blk	YC	2m	R	B	
1	BUCHELE Marc Julian																							16:04
2	MÓRÉ David	S	4/6	67		2/2	1/2		1/1		0/1	2		1		1	1							32:23
3	NEWEL Elias		0/1	0	0/1							4	1			1								10:54
4	DROSTEN Florian													2	1	1	1							25:47
5	GÖTTLER Felix		4/5	80	2/3			1/1			1/1					1			2		2			28:33
7	HAAKE Fritz		4/6	67	2/3					2/3						2	1	1						35:22
8	GÖMMEL Tim		7/8	88			4/4	3/4				1				2								25:32
10	KUTZ Linus		2/2	100	1/1	1/1						2			1	1								11:02
11	PABST Henri	S	0/2	0	0/1					0/1		2			1			2			2			32:40
12	HÖLER Frederik	S																						38:53
14	PREUßNER Anton		4/5	80	2/3					2/2		1		2		4		2			2			30:15
15	GÜNTHER Max	S	8/9	89			4/4	2/3	2/2					2	2		1							32:49
17	SCHMIDT Jan	S	4/4	100		4/4								1	1		1							22:46
19	LÖWEN Georg		1/1	100		1/1						1				1			1					30:23
20	HAACK Leif	S	1/2	50	1/2							4				1								22:50
22	SCHEERER Florian	S															2				1			20:46
	Team / bench																							
	TOTAL		39/51	76	8/14	8/8	9/10	6/8	3/3	4/6	1/2	17	1	8	6	15	7	5	3	0	7	0	0	

Goalkeepers		Saves / shots								
#.	Surname and name	Tot.	%	9m	6m	Wing	7m	FB	Brk.	LD
1	BUCHELE Marc Julian	7/15	47	2/4		3/5	0/2	1/1	1/3	
12	HÖLER Frederik	12/28	43	6/13	1/1	2/4	1/3	1/2	1/5	
	TOTAL	19/43	44	8/17	1/1	5/9	1/5	2/3	2/8	0/0

Coach: **Martin Heuberger**

Number of attacks: 65, Efficiency: 60%, Average Duration: 25.17 seconds

Attack by type of defense

	Shots	9m	6m	Wing	TF	E7	E2
On def. 6-0	7/9	1/3	4/4	2/2	2	0	0
On def. 5-1	9/13	4/6	3/3	1/2	6	3	3
On def. 4-2	10/12	3/5	1/1	3/3	6	5	3
On def. 3-3	2/3	0/0	0/0	2/2	1	0	0
Fastbreak	3/3				0	0	0

Defense by type

	Total	9m	6m	Wing	Stl.	C7	2m
Def. 6-0	19/42	9/22	0/1	4/9	6	5	0
Def. 5-1	0/0	0/0	0/0	0/0	1	0	0
Fastbreak	1/3				0	0	5

Attack with superiority / minority / goalkeeper out

	Attack				Reaction		
	Att.	Eff.	Shots	TF	FB	LD	Tot.
7 on 6 (GK out)	1	100%	1/1	0	0/0	0/0	0/0
7 on 5 (GK out)	2	50%	1/1	1	0/0	0/0	0/0
6 on 6 (GK out)	8	63%	5/7	1	0/0	1/1	1/1
5 on 6 (GK out)	1	0%	0/0	1	0/0	1/1	1/1
6 on 6	37	54%	20/26	11			
6 on 5	13	77%	10/12	1			
5 on 6	2	100%	2/2	0			
5 on 5	1	0%	0/1	0			

Player superiority / GK out counted at the end of attack (in case it changes during attack)

Defense with superiority / minority / goalkeeper out

	Attack				Reaction		
	Att.	Eff.	Shots	TF	FB	LD	Tot.
7 on 6 (GK out)	9	33%	3/7	2	0/0	0/0	0/0
6 on 6 (GK out)	8	63%	5/6	2	1/1	1/1	2/2
6 on 6	31	19%	6/21	10			
5 on 6	1	100%	1/1	0			
6 on 5 (GK out)	2	50%	1/1	1	0/0	0/0	0/0
6 on 5	13	69%	9/11	2			
6 on 4	1	100%	1/1	0			

Numbers show attacking numbers of oponnent. Lower efficiency of oponnent means better defense of this team

#	Jersey number	**Tot.**	Total shooting	**6m**	6m (line) shooting	**9m**	9m shooting	**Wng**	Wing shooting	**FB**	Fastbreak sh.	**7m**	7m penalty sh.
Brk.	Breakthrough sh.	**LD**	Long distance sh.	**As.**	Assists	**PC**	Pass clear chance	**E7**	Earned 7m pen.	**TF**	Technical faults	**St.**	Steals
2m	2m punishments	**C7.**	Commited 7m	**E2**	Earned 2m pun.	**YC.**	Yellow cards	**R/B**	Red/Blue cards	**Blk.**	Blocks	**S**	Starting Line-up

25th IHF Men's Junior World Championship 2025

Preliminary Round - Group G, 3. round

Match Team Statistics
Match No. 48

Germany 39 - 26 Tunisia
(19 - 11) (20 - 15)

21.6.2025. 21:00
Attendance: 187
Hala Legionow

Referees: Zan Puksic (SLO) / Miha Satler (SLO)

Shot distribution by player

2 D. Móré

		1/2
		1/1
		2/2

1 post

3 E. Newel

	0/1	

4 F. Drosten

5 F. Göttler

1/1		
	1/1	1/2
		1/1

7 F. Haake

1/1	1/1	
1/1		1/1

2 post

8 T. Gömmel

1/1		
1/2		1/1
1/1		3/3

10 L. Kutz

2/2		

11 H. Pabst

		0/1
	0/1	

14 A. Preußner

0/1		
2/2		2/2

15 M. Günther

1/1	1/1	1/1
1/1	1/1	
3/3		

1 post

17 J. Schmidt

		2/2
		2/2

19 G. Löwen

		1/1

20 L. Haack

1/1		

1 miss.

22 F. Scheerer

TOTAL

4/4	2/3	4/5
2/4	2/2	3/5
10/10	0/1	12/12

4 post 1 miss.

Saves distribution goalkeepers

1 M. Buchele

0/3		0/1
1/2	1/1	2/3
0/1	2/2	1/2

12 F. Höler

	1/1	0/2
3/4	2/2	4/7
2/7		0/5

TOTAL

0/3	1/1	0/3
4/6	3/3	6/10
2/8	2/2	1/7

Shots by position

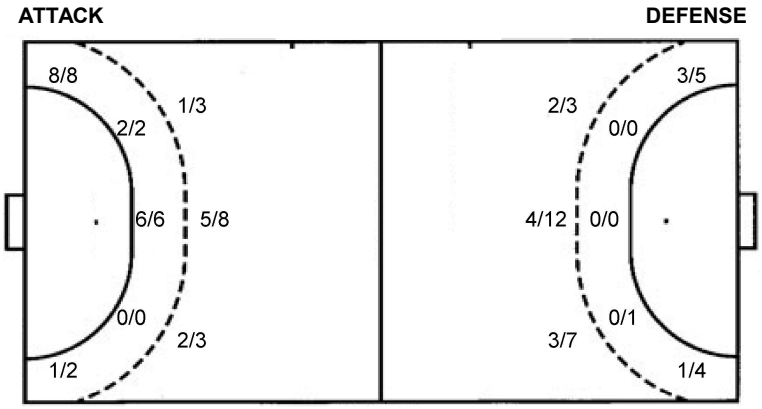

7m penalties	6/8	7m penalties	4/5
Fastbreak	3/3	Fastbreak	1/3
Breakthrough	4/6	Breakthrough	6/10
Long dist.	1/2	Long dist.	2/2

Shooting statistics

Position	Goals	Sav.	Miss.	Post	Blk.	Total	%
Back (9m)	8	4	1	1	0	14	57
Line (6m)	8	0	0	0	0	8	100
Wing	9	1	0	0	0	10	90
7m penalties	6	1	0	1	0	8	75
Fastbreak	3	0	0	0	0	3	100
Breakthrough	4	1	0	1	0	6	67
Total	**38**	**7**	**1**	**3**	**0**	**49**	**78**

#	Jersey number	**Tot.**	Total shooting	**6m**	6m (line) shooting	**9m**	9m shooting	**Wng**	Wing shooting	**FB**	Fastbreak sh.	**7m**	7m penalty sh.
Brk.	Breakthrough sh.	**LD**	Long distance sh.	**As.**	Assists	**PC**	Pass clear chance	**E7**	Eearned 7m pen.	**TF**	Technical faults	**St.**	Steals
2m	2m punishments	**C7.**	Commited 7m	**E2**	Eearned 2m pun.	**YC.**	Yellow cards	**R/B**	Red/Blue cards	**Blk.**	Blocks	**S**	Starting Line-up

25th IHF Men's Junior World Championship 2025

Preliminary Round - Group G, 3. round

Match Team Statistics
Match No. 48

Germany 39 - 26 Tunisia
(19 - 11) (20 - 15)

21.6.2025. 21:00
Attendance: 187
Hala Legionow

Referees: Zan Puksic (SLO) / Miha Satler (SLO)

Tunisia

Players			Goals / shots									Attack					Def.			Penalties				TP
#	Surname and name	S	Tot.	%	9m	6m	Wing	7m	FB	Brk.	LD	As.	PC	E7	E2	TF	St.	C7	Blk	YC	2m	R	B	
1	BEN NASR Ahmed											1												23:58
2	NAFFETI Mohamed Amine	S	0/1	0			0/1																	10:25
3	JMOUR Mustapha													1	1	2		1			1			14:33
6	DALDOUL Ahmed		0/1	0		0/1								1	1	2	1	1			1			40:28
8	BEN ABDENNEBI Mohamed Seifeddine		7/13	54	3/6				0/1	3/5	1/1	1			1	3	1	2			1			26:45
10	JAFALI Iskander	S	1/6	17	0/3			1/2		0/1		1	1											25:31
20	BEN RHOUMA Ahmed Salim	S	2/5	40	2/4				0/1					1	1	1	2				1			32:58
21	CHERIF Mohamed Yassine		4/5	80			3/4		1/1				1	1	1	1	1							47:30
25	BARBOURA Khalil	S	1/5	20	0/1		1/4																	48:21
33	BEN HASSINE Mohamed Aziz	S																						27:16
39	BEN FRAJ Kousay	S	5/6	83	1/2			3/3			1/1	2	1			4	1	2			2			38:47
66	HADDED Najib																	1						11:10
71	FATHALLAH Iheb															1								1:35
94	ATAOUI Mohamed Aziz	S																						10:42
98	BRAHEM Slim		5/8	63	2/5					3/3			3		1	2		1			1			45:11
99	SAHEL Alaeddine		1/2	50	1/1					0/1				1		1								13:23
	Team / bench																			1				
	TOTAL		26/52	50	9/22	0/1	4/9	4/5	1/3	6/10	2/2	5	6	5	6	17	6	8	0	1	7	0	0	

Goalkeepers		Saves / shots								
#.	Surname and name	Tot.	%	9m	6m	Wing	7m	FB	Brk.	LD
1	BEN NASR Ahmed	5/20	25	3/7	0/3	1/5	0/2		1/3	
33	BEN HASSINE Mohamed Aziz	2/24	8	1/5	0/5	0/5	1/5	0/2	0/2	
	TOTAL	7/44	16	4/12	0/8	1/10	1/7	2/2	1/5	0/0

Coach: **Brahim Lagha**

Number of attacks: 65, Efficiency: 40%, Average Duration: 30.17 seconds

Attack by type of defense

	Shots	9m	6m	Wing	TF	E7	E2
On def. 6-0	19/42	9/22	0/1	4/9	16	5	6
On def. 5-1	0/0	0/0	0/0	0/0	1	0	0
Fastbreak	1/3				0	0	0

Defense by type

	Total	9m	6m	Wing	Stl.	C7	2m
Def. 6-0	7/9	1/3	4/4	2/2	1	0	0
Def. 5-1	9/13	4/6	3/3	1/2	1	3	0
Def. 4-2	10/12	3/5	1/1	3/3	4	5	0
Def. 3-3	2/3	0/0	0/0	2/2	0	0	0
Fastbreak	3/3				0	0	7

Attack with superiority / minority / goalkeeper out

	Attack				Reaction		
	Att.	Eff.	Shots	TF	FB	LD	Tot.
7 on 6 (GK out)	9	33%	3/7	2	0/0	0/0	0/0
6 on 6 (GK out)	8	63%	5/6	2	1/1	1/1	2/2
6 on 6	31	19%	6/21	10			
5 on 6	1	100%	1/1	0			
6 on 5 (GK out)	2	50%	1/1	1	0/0	0/0	0/0
6 on 5	13	69%	9/11	2			
6 on 4	1	100%	1/1	0			

Player superiority / GK out counted at the end of attack (in case it changes during attack)

Defense with superiority / minority / goalkeeper out

	Attack				Reaction		
	Att.	Eff.	Shots	TF	FB	LD	Tot.
7 on 6 (GK out)	1	100%	1/1	0	0/0	0/0	0/0
7 on 5 (GK out)	2	50%	1/1	1	0/0	0/0	0/0
6 on 6 (GK out)	8	63%	5/7	1	0/0	1/1	1/1
5 on 6 (GK out)	1	0%	0/0	1	0/0	1/1	1/1
6 on 6	37	54%	20/26	11			
6 on 5	13	77%	10/12	1			
5 on 6	2	100%	2/2	0			
5 on 5	1	0%	0/1	0			

Numbers show attacking numbers of oponnent. Lower efficiency of oponnent means better defense of this team

#	Jersey number	**Tot.**	Total shooting	**6m**	6m (line) shooting	**9m**	9m shooting	**Wng**	Wing shooting	**FB**	Fastbreak sh.	**7m**	7m penalty sh.
Brk.	Breakthrough sh.	**LD**	Long distance sh.	**As.**	Assists	**PC**	Pass clear chance	**E7**	Eearned 7m pen.	**TF**	Technical faults	**St.**	Steals
2m	2m punishments	**C7.**	Commited 7m	**E2**	Eearned 2m pun.	**YC.**	Yellow cards	**R/B**	Red/Blue cards	**Blk.**	Blocks	**S**	Starting Line-up

25th IHF Men's Junior World Championship 2025

Preliminary Round - Group G, 3. round

Match Team Statistics
Match No. 48

Germany 39 - 26 Tunisia
(19 - 11) (20 - 15)

21.6.2025. 21:00
Attendance: 187
Hala Legionow

Referees: Zan Puksic (SLO) / Miha Satler (SLO)

Shot distribution by player

2 M. Naffeti

		0/1

3 M. Jmour

6 A. Daldoul

		0/1

8 M. Ben Abdennebi

2/2	0/1	
0/2	1/2	
3/3		1/1

1 miss. 1 block

10 I. Jafali

		1/1
0/1	0/1	0/1

2 miss.

20 A. Ben Rhouma

		0/1
1/2		1/1

1 block

21 M. Cherif

1/1		
	0/1	3/3

25 K. Barboura

0/1		1/2
	0/1	0/1

39 K. Ben Fraj

		2/2
	1/1	
		2/2

1 miss.

66 N. Hadded

71 I. Fathallah

94 M. Ataoui

98 S. Brahem

1/1		0/1
2/3		2/2

1 block

99 A. Sahel

1/1		
	0/1	

TOTAL

3/3	0/1	3/3
2/6	2/5	4/10
6/8	0/2	6/7

4 miss. 3 block

Saves distribution goalkeepers

1 A. Ben Nasr

	1/2	1/2
		2/2
0/5	1/1	0/8

33 M. Ben Hassine

0/4	0/1	0/3
2/4		0/3
0/5		0/4

TOTAL

0/4	1/3	1/5
2/4		2/5
0/10	1/1	0/12

Shots by position

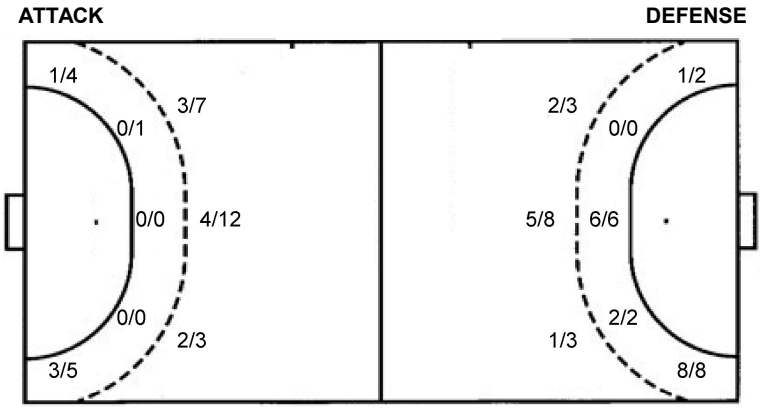

7m penalties	4/5	7m penalties	6/8
Fastbreak	1/3	Fastbreak	3/3
Breakthrough	6/10	Breakthrough	4/6
Long dist.	2/2	Long dist.	1/2

Shooting statistics

Position	Goals	Sav.	Miss.	Post	Blk.	Total	%
Back (9m)	9	8	2	0	3	22	41
Line (6m)	0	1	0	0	0	1	0
Wing	4	5	0	0	0	9	44
7m penalties	4	1	0	0	0	5	80
Fastbreak	1	2	0	0	0	3	33
Breakthrough	6	2	2	0	0	10	60
Total	**24**	**19**	**4**	**0**	**3**	**50**	**48**

#	Jersey number	**Tot.**	Total shooting	**6m**	6m (line) shooting	**9m**	9m shooting	**Wng**	Wing shooting	**FB**	Fastbreak sh.	**7m**	7m penalty sh.
Brk.	Breakthrough sh.	**LD**	Long distance sh.	**As.**	Assists	**PC**	Pass clear chance	**E7**	Eearned 7m pen.	**TF**	Technical faults	**St.**	Steals
2m	2m punishments	**C7.**	Commited 7m	**E2**	Eearned 2m pun.	**YC.**	Yellow cards	**R/B**	Red/Blue cards	**Blk.**	Blocks	**S**	Starting Line-up

25th IHF Men's Junior World Championship 2025

Preliminary Round - Group G, 3. round

Match Team Statistics

Match No. 48

Germany 39 - 26 Tunisia

(19 - 11) (20 - 15)

21.6.2025. 21:00

Attendance: 187

Hala Legionow

Referees: Zan Puksic (SLO) / Miha Satler (SLO)

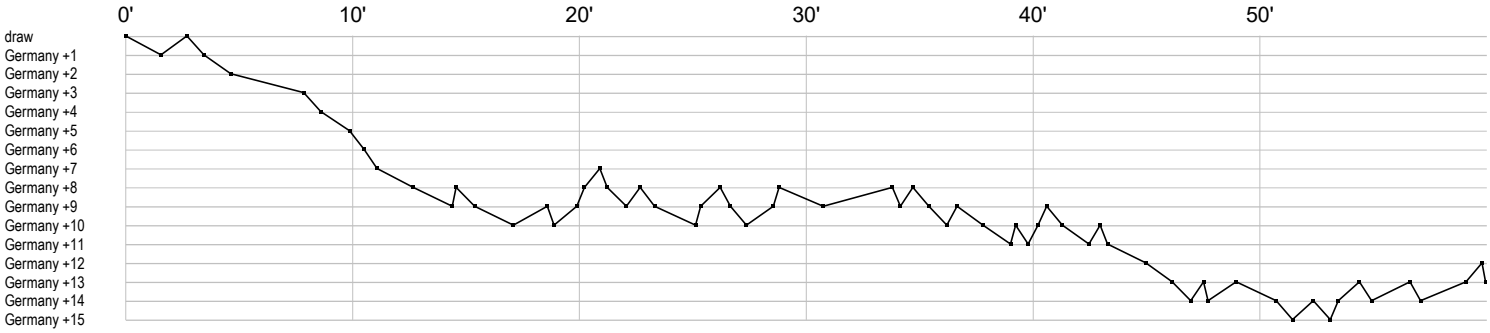

Germany



Tunisia



	In game	**g**	Goal scored	**f**	Missed shot	**a**	Assist	**t**	Technical faults	**b**	Steal
2	2min suspension	**e**	Eearned 7m	**c**	Commited 7m	**y**	Yellow card	**r**	Red Card	**k**	Blue card
i	Eearned 2min.	**x**	Block	**4**	4min suspension	**p**	Pass for clear chance	**s**	Saved shot	**r**	Received goal