



# 25th IHF Men's Junior World Championship 2025



Preliminary Round - Group C, 2. round

Match Team Statistics  
Match No. 31

**USA 21 - 39 Sweden**  
(10 - 19) (11 - 20)

20.6.2025. 16:15  
Attendance: 630  
Arena Sosnowiec

Referees: Miguel Soria Fabian (ESP) / Jesus Alvarez Menendez (ESP)

## USA

#	Surname and name	S	Goals / shots								Attack					Def.			Penalties			TP		
			Tot.	%	9m	6m	Wing	7m	FB	Brk.	LD	As.	PC	E7	E2	TF	St.	C7	Blk	YC	2m		R	B
1	WIDE Grayson	S																						31:04
2	SPRANDA Matthew	S	0/1	0			0/1																	21:49
3	MORAWSKI Tristan	S	2/3	67	2/3								1	1						1				20:02
4	EDWARDS Benjamin	S	3/6	50	2/5				1/1				1	3										42:51
5	CAMPOS MENENDEZ Rodrigo		4/5	80			1/1	3/4												1				38:11
6	TRUMMER Oskar	S	1/1	100			1/1								2					1				41:56
7	LIDEN Kahlil		1/1	100		1/1									2									8:25
8	RODGERS Owen		2/2	100	2/2										1									5:53
9	DARVAS Csaba	S	3/8	38	2/7					1/1		3	2											48:25
10	FERNANDEZ Jordan																							16:10
11	MC CAULEY Maksim	S	1/5	20		1/5								1										36:34
12	OLESEN Maximilian		1/2	50	1/2										2									20:54
13	KUHLMEYER Kaeden		2/4	50	1/1	1/3																		35:39
14	GRABNER Nepomuk														1									5:45
15	BRUNVOLD Martin		1/6	17	1/5	0/1						2			3									29:08
16	PEDERSEN Benjamin																							17:01
	Team / bench																							
	TOTAL		21/44	48	11/25	3/10	2/3	3/4	1/1	1/1	0/0	5	0	3	2	15	0	0	0	0	3	0	0	

#	Surname and name	Saves / shots								
		Tot.	%	9m	6m	Wing	7m	FB	Brk.	LD
1	WIDE Grayson	7/31	23	6/11	0/2	1/10		0/4	0/4	
16	PEDERSEN Benjamin	3/16	19	2/3	1/4	0/4		0/2	0/3	
	TOTAL	10/47	21	8/14	1/6	1/14	0/0	0/6	0/7	0/0

Coach: Danilo Rojevic

Number of attacks: 52, Efficiency: 40%, Average Duration: 41.88 seconds

### Attack by type of defense

	Shots	9m	6m	Wing	TF	E7	E2
On def. 6-0	17/39	11/25	3/10	2/3	15	3	2
Fastbreak	1/1				0	0	0

### Defense by type

	Total	9m	6m	Wing	Stl.	C7	2m
Def. 6-0	31/45	6/16	5/6	13/16	0	0	0
Fastbreak	6/6				0	0	3

### Attack with superiority / minority / goalkeeper out

	Attack				Reaction		
	Att.	Eff.	Shots	TF	FB	LD	Tot.
7 on 6 (GK out)	16	50%	8/11	5	2/2	1/1	3/3
6 on 6 (GK out)	3	33%	1/2	1	0/0	0/0	0/0
6 on 6	31	39%	12/23	8			
6 on 5	2	0%	0/1	1			

Player superiority / GK out counted at the end of attack (in case it changes during attack)

### Defense with superiority / minority / goalkeeper out

	Attack				Reaction		
	Att.	Eff.	Shots	TF	FB	LD	Tot.
7 on 6 (GK out)	1	0%	0/1	0	0/0	0/0	0/0
6 on 6 (GK out)	2	100%	2/2	0	0/0	0/0	0/0
6 on 6	50	70%	35/45	5			
6 on 5	3	67%	2/3	0			

Numbers show attacking numbers of opponent. Lower efficiency of opponent means better defense of this team

# Jersey number Tot. Total shooting 6m 6m (line) shooting 9m 9m shooting Wng Wing shooting FB Fastbreak sh. 7m 7m penalty sh.  
Brk. Breakthrough sh. LD Long distance sh. As. Assists PC Pass clear chance E7 Earned 7m pen. TF Technical faults St. Steals  
2m 2m punishments C7. Committed 7m E2 Earned 2m pun. YC. Yellow cards R/B Red/Blue cards Blk. Blocks S Starting Line-up



# 25th IHF Men's Junior World Championship 2025



Preliminary Round - Group C, 2. round

## Match Team Statistics

Match No. 31

## USA 21 - 39 Sweden

(10 - 19) (11 - 20)

20.6.2025. 16:15

Attendance: 630

Arena Sosnowiec

Referees: Miguel Soria Fabian (ESP) / Jesus Alvarez Menendez (ESP)

### Shot distribution by player

#### 2 M. Spranda

0/1		

#### 3 T. Morawski

	0/1	
1/1		1/1

#### 4 B. Edwards

		1/1
	0/2	
1/1		1/1

1 miss.

#### 5 R. Campos Menendez

1/1		
		3/4

#### 6 O. Trummer

1/1		

#### 7 K. Liden

		1/1

#### 8 O. Rodgers

		2/2

#### 9 C. Darvas

0/2		0/2
		3/3

1 miss.

#### 10 J. Fernandez


#### 11 M. Mc Cauley

	0/1	0/2
1/1		0/1

#### 12 M. Olesen

	1/1	0/1

#### 13 K. Kuhlmeier

		1/3
		1/1

#### 14 N. Grabner


#### 15 M. Brunvold

		1/1
		0/2

3 block

### TOTAL

1/1		2/2
0/2	0/4	1/9
4/5	1/1	12/15

2 miss. 3 block

### Saves distribution goalkeepers

#### 1 G. Wide

1/4		0/4
	2/2	1/1
1/3	0/1	2/16

#### 16 B. Pedersen

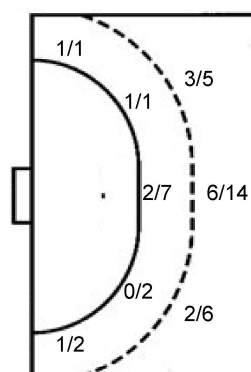
		0/2
0/2	1/1	2/2
0/2	0/1	0/6

#### TOTAL

1/4		0/6
0/2	3/3	3/3
1/5	0/2	2/22

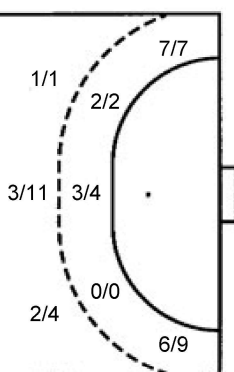
### Shots by position

#### ATTACK



7m penalties 3/4  
Fastbreak 1/1  
Breakthrough 1/1  
Long dist. 0/0

#### DEFENSE



7m penalties 0/0  
Fastbreak 6/6  
Breakthrough 7/7  
Long dist. 1/1

### Shooting statistics

Position	Goals	Sav.	Miss.	Post	Blk.	Total	%
Back (9m)	11	9	2	0	3	25	44
Line (6m)	3	7	0	0	0	10	30
Wing	2	1	0	0	0	3	67
7m penalties	3	1	0	0	0	4	75
Fastbreak	1	0	0	0	0	1	100
Breakthrough	1	0	0	0	0	1	100
<b>Total</b>	<b>21</b>	<b>18</b>	<b>2</b>	<b>0</b>	<b>3</b>	<b>44</b>	<b>48</b>

# Jersey number Tot. Total shooting 6m 6m (line) shooting 9m 9m shooting Wng Wing shooting FB Fastbreak sh. 7m 7m penalty sh.  
Brk. Breakthrough sh. LD Long distance sh. As. Assists PC Pass clear chance E7 Earned 7m pen. TF Technical faults St. Steals  
2m 2m punishments C7. Committed 7m E2 Earned 2m pun. YC. Yellow cards R/B Red/Blue cards Blk. Blocks S Starting Line-up

Handball statistics and livescore by Toma-soft ltd (www.toma-soft.hr)



# 25th IHF Men's Junior World Championship 2025



Preliminary Round - Group C, 2. round

## Match Team Statistics

Match No. 31

## USA 21 - 39 Sweden

(10 - 19) (11 - 20)

20.6.2025. 16:15

Attendance: 630

Arena Sosnowiec

Referees: Miguel Soria Fabian (ESP) / Jesus Alvarez Menendez (ESP)

### Sweden

#	Surname and name	S	Goals / shots								Attack					Def.			Penalties				TP									
			Tot.	%	9m	6m	Wing	7m	FB	Brk.	LD	As.	PC	E7	E2	TF	St.	C7	Blk	YC	2m	R		B								
3	BORG Isak	S	7/8	88				4/5			2/2	1/1																				30:00
6	MARTINSSON Noah	S	5/5	100				5/5								1															29:53	
7	MANSSON Axel	S	0/1	0	0/1									1																	3:40	
9	HÄGGLUND JUNLER Albin		2/3	67	1/2					1/1				1																	20:24	
10	DURLANU Sebastian		3/4	75	2/3						1/1			4			2														27:26	
14	ERIKSSON Elliot	S	0/1	0	0/1									1	1																19:53	
15	BIEL NILSEN Isaac		3/5	60	0/1			1/2		1/1	1/1																				30:00	
16	SKOOG Arvid																														0:15	
18	BJÖRKMAN Marcus	S	1/1	100		1/1										1									1						12:18	
19	SUNDEWALL Love		5/5	100				2/2		2/2	1/1																				30:00	
21	HOLMBERG SCHATZL Emil	S																													59:01	
22	ULIANA STARCK Theodor		1/1	100		1/1																									19:55	
23	SEGERTOFT Pelle	S	1/1	100	1/1									1						1											14:12	
24	JOHANNISSON Emil		1/2	50		1/2															3					1					41:37	
27	JOHANSSON Oscar		1/3	33	0/2							1/1		4			1														41:19	
28	GUSTAVSSON Linus		9/13	69	2/5	2/2	2/3				3/3			2			2														40:07	
	Team / bench																															
	<b>TOTAL</b>		<b>39/53</b>	<b>74</b>	<b>6/16</b>	<b>5/6</b>	<b>14/17</b>	<b>0/0</b>	<b>6/6</b>	<b>7/7</b>	<b>1/1</b>	<b>14</b>	<b>1</b>	<b>0</b>	<b>2</b>	<b>5</b>	<b>0</b>	<b>1</b>	<b>3</b>	<b>1</b>	<b>1</b>	<b>0</b>	<b>0</b>	<b>0</b>	<b>0</b>	<b>0</b>	<b>0</b>	<b>0</b>	<b>0</b>	<b>0</b>	<b>0</b>	

#	Surname and name	Saves / shots								
		Tot.	%	9m	6m	Wing	7m	FB	Brk.	LD
16	SKOOG Arvid	0/1	0				0/1			
21	HOLMBERG SCHATZL Emil	18/38	47	9/20	7/10	1/3	1/3	0/1	0/1	
	<b>TOTAL</b>	<b>18/39</b>	<b>46</b>	<b>9/20</b>	<b>7/10</b>	<b>1/3</b>	<b>1/4</b>	<b>0/1</b>	<b>0/1</b>	<b>0/0</b>

Coach: Dennis Sandberg

Number of attacks: 56, Efficiency: 70%, Average Duration: 24.50 seconds

### Attack by type of defense

	Shots	9m	6m	Wing	TF	E7	E2
On def. 6-0	31/45	6/16	5/6	13/16	5	0	2
Fastbreak	6/6				0	0	0

### Defense by type

	Total	9m	6m	Wing	Stl.	C7	2m
Def. 6-0	17/39	11/25	3/10	2/3	0	1	1
Fastbreak	1/1				0	0	0

### Attack with superiority / minority / goalkeeper out

	Attack				Reaction		
	Att.	Eff.	Shots	TF	FB	LD	Tot.
7 on 6 (GK out)	1	0%	0/1	0	0/0	0/0	0/0
6 on 6 (GK out)	2	100%	2/2	0	0/0	0/0	0/0
6 on 6	50	70%	35/45	5			
6 on 5	3	67%	2/3	0			

Player superiority / GK out counted at the end of attack (in case it changes during attack)

### Defense with superiority / minority / goalkeeper out

	Attack				Reaction		
	Att.	Eff.	Shots	TF	FB	LD	Tot.
7 on 6 (GK out)	16	50%	8/11	5	2/2	1/1	3/3
6 on 6 (GK out)	3	33%	1/2	1	0/0	0/0	0/0
6 on 6	31	39%	12/23	8			
6 on 5	2	0%	0/1	1			

Numbers show attacking numbers of opponent. Lower efficiency of opponent means better defense of this team

# Jersey number Tot. Total shooting 6m 6m (line) shooting 9m 9m shooting Wng Wing shooting FB Fastbreak sh. 7m 7m penalty sh.  
 Brk. Breakthrough sh. LD Long distance sh. As. Assists PC Pass clear chance E7 Earned 7m pen. TF Technical faults St. Steals  
 2m 2m punishments C7 Committed 7m E2 Earned 2m pun. YC Yellow cards R/B Red/Blue cards Blk. Blocks S Starting Line-up



# 25th IHF Men's Junior World Championship 2025



Preliminary Round - Group C, 2. round

## Match Team Statistics

Match No. 31

## USA 21 - 39 Sweden

(10 - 19) (11 - 20)

20.6.2025. 16:15

Attendance: 630

Arena Sosnowiec

Referees: Miguel Soria Fabian (ESP) / Jesus Alvarez Menendez (ESP)

### Shot distribution by player

<b>3 I. Borg</b> 2/2 1/1 4/4 1 post	<b>6 N. Martinsson</b> 3/3 2/2	<b>7 A. Mansson</b> 0/1	<b>9 A. Hägglund Junler</b> 0/1 2/2	<b>10 S. Durlanu</b> 1/1 1/1 1 post	<b>14 E. Eriksson</b> 0/1	<b>15 I. Biel Nilsen</b> 0/1 0/1 1/1 2/2
<b>18 M. Björkman</b> 1/1	<b>19 L. Sundewall</b> 1/1 4/4	<b>22 T. Uliana Starck</b> 1/1	<b>23 P. Segertoft</b> 1/1	<b>24 E. Johannisson</b> 1/1 0/1	<b>27 O. Johannsson</b> 0/1 1/1 1 post	<b>28 L. Gustavsson</b> 1/1 0/1 0/1 8/9 1 miss.

### TOTAL

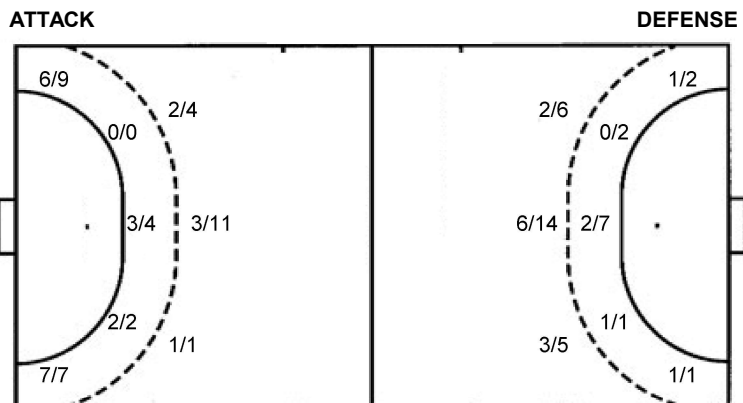
3/4	6/6
2/2	0/3 0/3
4/5	2/2 22/24

3 post 1 miss.

### Saves distribution goalkeepers

<b>16 A. Skoog</b>	<b>21 E. Holmberg Schatzl</b>	<b>TOTAL</b>
0/1	0/1 0/2 2/2 4/4 8/9 1/5 0/1 3/14	0/1 0/2 2/2 4/4 8/9 1/5 0/1 3/15

### Shots by position



7m penalties	0/0	7m penalties	3/4
Fastbreak	6/6	Fastbreak	1/1
Breakthrough	7/7	Breakthrough	1/1
Long dist.	1/1	Long dist.	0/0

### Shooting statistics

Position	Goals	Sav.	Miss.	Post	Blk.	Total	%
Back (9m)	6	8	0	2	0	16	38
Line (6m)	5	1	0	0	0	6	83
Wing	13	1	1	1	0	16	81
7m penalties	0	0	0	0	0	0	0
Fastbreak	6	0	0	0	0	6	100
Breakthrough	7	0	0	0	0	7	100
<b>Total</b>	<b>37</b>	<b>10</b>	<b>1</b>	<b>3</b>	<b>0</b>	<b>51</b>	<b>73</b>

# Jersey number Tot. Total shooting 6m 6m (line) shooting 9m 9m shooting Wng Wing shooting FB Fastbreak sh. 7m 7m penalty sh.  
 Brk. Breakthrough sh. LD Long distance sh. As. Assists PC Pass clear chance E7 Earned 7m pen. TF Technical faults St. Steals  
 2m 2m punishments C7. Committed 7m E2 Earned 2m pun. YC. Yellow cards R/B Red/Blue cards Blk. Blocks S Starting Line-up



# 25th IHF Men's Junior World Championship 2025



Preliminary Round - Group C, 2. round

## Match Team Statistics

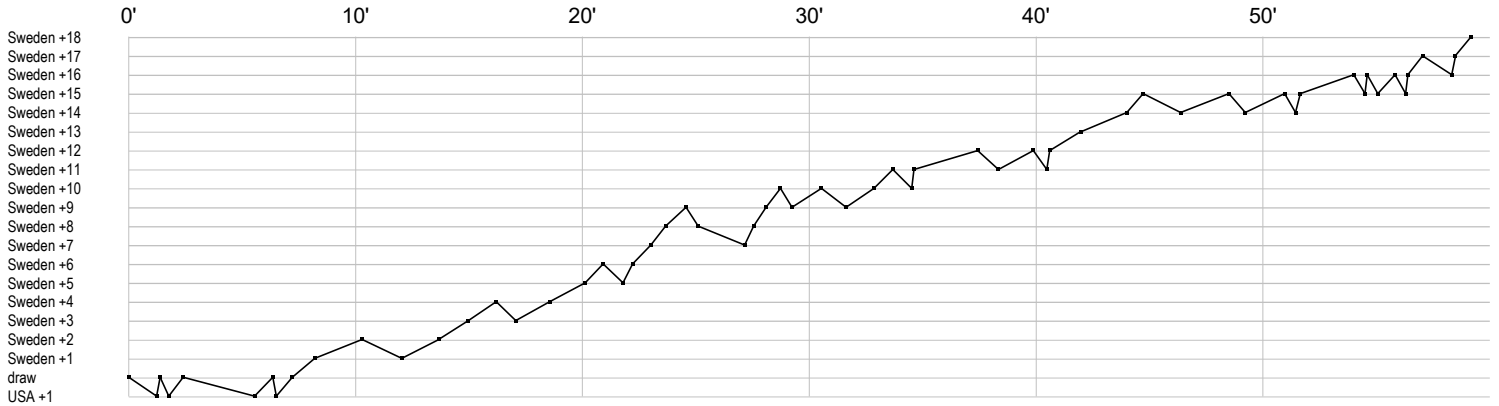
Match No. 31

### USA 21 - 39 Sweden

(10 - 19) (11 - 20)

20.6.2025. 16:15  
Attendance: 630  
Arena Sosnowiec

Referees: Miguel Soria Fabian (ESP) / Jesus Alvarez Menendez (ESP)



## USA

1 Wide G	s r sr   r r r r   r r r r s r r r r	s r r   s r   r   r r r r sr r	
2 Spranda M		f	
3 Morawski T	2   i g	t	f g
4 Edwards B	g f   f g ft	e	g t t
5 Campos	g	g g	2 f g
6 Trummer O	2	t t	g
7 Liden K			t t g
8 Rodgers O			g t g
9 Darvas C	g f	a f f e	e a g g f a f
10 Fernandez J			
11 Mc Cauley M	f	i f	f g f
12 Olesen M	t		g t f
13 Kuhlmeier K			g f g
14 Grabner N			t g
15 Brunvold M		g t t	a f f t a f ff
16 Pedersen B		r r s r r r	r s r r r

## Sweden

3 Borg I	f g g g g g	g g
6 Martinsson N	i g g	g g g
7 Mansson A	a f	
9 Hägglund		a f g g
10 Durlanu S	t f a g a	g g t a a
14 Eriksson E	f p	a
15 Biel Nilsen I		f g g g f
16 Skoog A		r
18 Björkman M	g y i	
19 Sundewall L		g g g g g
21 Holmberg	rr s s r r s r s s sr s s r s r	r ss r s s r r s r r s r rr r s r
22 Uliana Starck		g
23 Segertoft P	c g a	
24 Johannisson	2	f gx xx
27 Johannsson O	t a f g	a a f a
28 Gustavsson L	a f g g t a	g f g f g t g g g g

In game	<b>g</b> Goal scored	<b>f</b> Missed shot	<b>a</b> Assist	<b>t</b> Technical faults	<b>b</b> Steal
<b>2</b> 2min suspension	<b>e</b> Eearned 7m	<b>c</b> Committed 7m	<b>y</b> Yellow card	<b>r</b> Red Card	<b>k</b> Blue card
<b>i</b> Eearned 2min.	<b>x</b> Block	<b>4</b> 4min suspension	<b>p</b> Pass for clear chance	<b>s</b> Saved shot	<b>r</b> Received goal