25th IHF Men's Junior World Championship 2025

Preliminary Round - Group G, 2. round

Match Team Statistics
Match No. 24

Switzerland 33 - 43 Germany
(14 - 21) (19 - 22)

19.6.2025. 21:00
Attendance: 347
Hala Legionow

Referees: Danielo Bozhinovski (MKD) / Viktor Nachevski (MKD)

Switzerland

Players			Goals / shots									Attack					Def.			Penalties				TP
#	Surname and name	S	Tot.	%	9m	6m	Wing	7m	FB	Brk.	LD	As.	PC	E7	E2	TF	St.	C7	Blk	YC	2m	R	B	
2	ROMER Mischa																	1						12:20
3	SARLOS Nikos	S	4/6	67			3/3	0/2			1/1													42:09
5	CUENCAS Tiago		6/12	50	2/6					3/5	1/1	5			1	2								33:46
8	SIGRIST Luca	S	6/9	67	2/4			0/1		4/4		4		1		1		1						28:24
10	WANNER Levin	S	2/2	100	2/2								1		1			2	2					40:55
11	SCHNYDER Leo	S	1/4	25	1/2					0/2			1	1	1	3		1						27:46
12	STRAUSS André																							11:42
14	STEENAERTS Gino	S	3/4	75			2/3		1/1									2			1			42:44
16	SERAVALLI Mathieu	S										1												44:21
17	UGIAGBE Manoy		4/5	80	2/3					2/2						1								7:46
19	LANG Devin		2/2	100	2/2										1	1					1			21:35
21	BAUMANN Tazio																							12:30
25	RÖMER Leandro		1/2	50		1/2															1			42:47
49	HOCHULI Rino																1							18:41
55	FLÜCKIGER Nils	S	4/4	100		4/4								1	1	1								31:45
	Team / bench																							
	TOTAL		33/50	66	11/19	5/6	5/6	0/3	1/1	9/13	2/2	10	2	3	5	9	1	7	2	0	3	0	0	

Goalkeepers		Saves / shots								
#.	Surname and name	Tot.	%	9m	6m	Wing	7m	FB	Brk.	LD
12	STRAUSS André	1/13	8	1/4	0/1	0/2	0/2	0/1	0/3	
16	SERAVALLI Mathieu	8/38	21	3/10	1/7	2/6	1/5	0/1	1/9	
	TOTAL	9/51	18	4/14	1/8	2/8	1/7	0/2	1/12	0/0

Coach: **Petr Hrachovec**

Number of attacks: 57, Efficiency: 58%, Average Duration: 29.82 seconds

Attack by type of defense

	Shots	9m	6m	Wing	TF	E7	E2
On def. 6-0	30/44	11/19	5/6	5/6	9	3	5
Fastbreak	1/1				0	0	0

Defense by type

	Total	9m	6m	Wing	Stl.	C7	2m
Def. 6-0	34/46	10/18	7/8	6/8	1	7	0
Fastbreak	2/2				0	0	3

Attack with superiority / minority / goalkeeper out

	Attack				Reaction		
	Att.	Eff.	Shots	TF	FB	LD	Tot.
7 on 6 (GK out)	2	50%	1/2	0	0/0	0/0	0/0
6 on 6 (GK out)	5	60%	3/3	2	0/0	1/1	1/1
6 on 6	39	56%	22/32	7			
6 on 5	11	64%	7/11	0			

Player superiority / GK out counted at the end of attack (in case it changes during attack)

Defense with superiority / minority / goalkeeper out

	Attack				Reaction		
	Att.	Eff.	Shots	TF	FB	LD	Tot.
7 on 6 (GK out)	3	67%	2/2	1	0/0	0/0	0/0
6 on 6 (GK out)	8	75%	6/7	1	0/0	2/2	2/2
6 on 6	40	73%	29/34	6			
6 on 5	6	100%	6/6	0			

Numbers show attacking numbers of oponnent. Lower efficiency of oponnent means better defense of this team

#	Jersey number	**Tot.**	Total shooting	**6m**	6m (line) shooting	**9m**	9m shooting	**Wng**	Wing shooting	**FB**	Fastbreak sh.	**7m**	7m penalty sh.
Brk.	Breakthrough sh.	**LD**	Long distance sh.	**As.**	Assists	**PC**	Pass clear chance	**E7**	Earned 7m pen.	**TF**	Technical faults	**St.**	Steals
2m	2m punishments	**C7.**	Commited 7m	**E2**	Earned 2m pun.	**YC.**	Yellow cards	**R/B**	Red/Blue cards	**Blk.**	Blocks	**S**	Starting Line-up

25th IHF Men's Junior World Championship 2025

Preliminary Round - Group G, 2. round

Match Team Statistics
Match No. 24

Switzerland 33 - 43 Germany
(14 - 21) (19 - 22)

19.6.2025. 21:00
Attendance: 347
Hala Legionow

Referees: Danielo Bozhinovski (MKD) / Viktor Nachevski (MKD)

Shot distribution by player

2 M. Romer

3 N. Sarlos

0/1		2/2
	1/1	
1/1		

1 post

5 T. Cuencas

		2/2
1/1	1/3	
0/1	0/1	2/2

1 post 1 miss.

8 L. Sigrist

		2/2
	0/1	0/1
1/1		3/3

1 post

10 L. Wanner

2/2		

11 L. Schnyder

0/1		
0/1		
	1/1	

1 miss.

14 G. Steenaerts

2/2		
		1/2

17 M. Ugiagbe

1/1	1/1	2/2

1 block

19 D. Lang

2/2		

21 T. Baumann

25 L. Römer

1/1		

1 post

49 R. Hochuli

55 N. Flückiger

1/1	1/1	2/2

TOTAL

2/4		6/6
2/3	2/5	0/1
8/9	3/4	10/11

4 post 2 miss. 1 block

Saves distribution goalkeepers

12 A. Strauss

0/2		0/1
1/3		0/1
0/2		0/4

16 M. Seravalli

0/2	0/1	0/10
0/2	1/1	
2/7	1/5	4/10

TOTAL

0/4	0/1	0/11
1/5	1/1	0/1
2/9	1/5	4/14

Shots by position

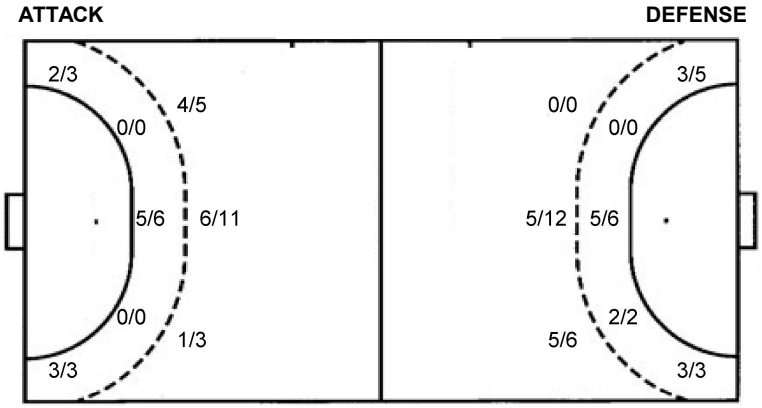

7m penalties	0/3	7m penalties	6/7
Fastbreak	1/1	Fastbreak	2/2
Breakthrough	9/13	Breakthrough	11/12
Long dist.	2/2	Long dist.	1/1

Shooting statistics

Position	Goals	Sav.	Miss.	Post	Blk.	Total	%
Back (9m)	11	4	1	2	1	19	58
Line (6m)	5	0	0	1	0	6	83
Wing	5	1	0	0	0	6	83
7m penalties	0	2	0	1	0	3	0
Fastbreak	1	0	0	0	0	1	100
Breakthrough	9	3	1	0	0	13	69
Total	**31**	**10**	**2**	**4**	**1**	**48**	**65**

#	Jersey number	**Tot.**	Total shooting	**6m**	6m (line) shooting	**9m**	9m shooting	**Wng**	Wing shooting	**FB**	Fastbreak sh.	**7m**	7m penalty sh.
Brk.	Breakthrough sh.	**LD**	Long distance sh.	**As.**	Assists	**PC**	Pass clear chance	**E7**	Earned 7m pen.	**TF**	Technical faults	**St.**	Steals
2m	2m punishments	**C7.**	Commited 7m	**E2**	Earned 2m pun.	**YC.**	Yellow cards	**R/B**	Red/Blue cards	**Blk.**	Blocks	**S**	Starting Line-up

25th IHF Men's Junior World Championship 2025

Preliminary Round - Group G, 2. round

Match Team Statistics
Match No. 24

Switzerland 33 - 43 Germany
(14 - 21) (19 - 22)

19.6.2025. 21:00
Attendance: 347
Hala Legionow

Referees: Danielo Bozhinovski (MKD) / Viktor Nachevski (MKD)

Germany

Players			Goals / shots									Attack					Def.			Penalties				TP
#	Surname and name	S	Tot.	%	9m	6m	Wing	7m	FB	Brk.	LD	As.	PC	E7	E2	TF	St.	C7	Blk	YC	2m	R	B	
1	BUCHELE Marc Julian	S																						27:22
2	MÓRÉ David	S	3/4	75			2/3				1/1						1	1						28:08
3	NEWEL Elias		4/5	80	2/3					2/2		2	1			1								13:19
4	DROSTEN Florian		2/3	67		1/1	1/2								1		1							26:10
5	GÖTTLER Felix		1/2	50	0/1					1/1				1							1			17:36
7	HAAKE Fritz		3/4	75	1/2				1/1	1/1		1				2	2							22:39
8	GÖMMEL Tim		8/10	80	0/1	1/1	3/3	3/4	1/1							1								26:16
10	KUTZ Linus		5/5	100	1/1	1/1				3/3						1								12:54
11	PABST Henri	S	8/9	89	4/5	1/1				3/3		2			1	2			1		1			40:19
12	HÖLER Frederik											1												27:42
14	PREUßNER Anton		2/3	67	1/1					1/2		2		3		1	1	1			1			24:31
15	GÜNTHER Max	S	3/3	100				3/3										1						33:19
17	SCHMIDT Jan	S	2/3	67		2/3								1	1									23:40
19	LÖWEN Georg		1/1	100		1/1								1										36:25
20	HAACK Leif	S	1/4	25	1/4								1	1							1			33:45
22	SCHEERER Florian	S																			1			25:55
	Team / bench																							
	TOTAL		43/56	77	10/18	7/8	6/8	6/7	2/2	11/12	1/1	8	2	7	3	8	5	3	1	0	5	0	0	

Goalkeepers		Saves / shots								
#.	Surname and name	Tot.	%	9m	6m	Wing	7m	FB	Brk.	LD
1	BUCHELE Marc Julian	6/20	30	3/7	0/3	1/4		0/1	2/5	
12	HÖLER Frederik	4/21	19	1/8	0/2	0/2	2/2		1/7	
	TOTAL	10/41	24	4/15	0/5	1/6	2/2	0/1	3/12	0/0

Coach: **Martin Heuberger**

Number of attacks: 57, Efficiency: 75%, Average Duration: 33.33 seconds

Attack by type of defense

	Shots	9m	6m	Wing	TF	E7	E2
On def. 6-0	34/46	10/18	7/8	6/8	8	7	3
Fastbreak	2/2				0	0	0

Defense by type

	Total	9m	6m	Wing	Stl.	C7	2m
Def. 6-0	30/44	11/19	5/6	5/6	5	3	0
Fastbreak	1/1				0	0	5

Attack with superiority / minority / goalkeeper out

	Attack				Reaction		
	Att.	Eff.	Shots	TF	FB	LD	Tot.
7 on 6 (GK out)	3	67%	2/2	1	0/0	0/0	0/0
6 on 6 (GK out)	8	75%	6/7	1	0/0	2/2	2/2
6 on 6	40	73%	29/34	6			
6 on 5	6	100%	6/6	0			

Player superiority / GK out counted at the end of attack (in case it changes during attack)

Defense with superiority / minority / goalkeeper out

	Attack				Reaction		
	Att.	Eff.	Shots	TF	FB	LD	Tot.
7 on 6 (GK out)	2	50%	1/2	0	0/0	0/0	0/0
6 on 6 (GK out)	5	60%	3/3	2	0/0	1/1	1/1
6 on 6	39	56%	22/32	7			
6 on 5	11	64%	7/11	0			

Numbers show attacking numbers of oponnent. Lower efficiency of oponnent means better defense of this team

#	Jersey number	**Tot.**	Total shooting	**6m**	6m (line) shooting	**9m**	9m shooting	**Wng**	Wing shooting	**FB**	Fastbreak sh.	**7m**	7m penalty sh.
Brk.	Breakthrough sh.	**LD**	Long distance sh.	**As.**	Assists	**PC**	Pass clear chance	**E7**	Earned 7m pen.	**TF**	Technical faults	**St.**	Steals
2m	2m punishments	**C7.**	Commited 7m	**E2**	Earned 2m pun.	**YC.**	Yellow cards	**R/B**	Red/Blue cards	**Blk.**	Blocks	**S**	Starting Line-up

25th IHF Men's Junior World Championship 2025

Preliminary Round - Group G, 2. round

Match Team Statistics
Match No. 24

Switzerland 33 - 43 Germany
(14 - 21) (19 - 22)

19.6.2025. 21:00
Attendance: 347
Hala Legionow

Referees: Danielo Bozhinovski (MKD) / Viktor Nachevski (MKD)

Shot distribution by player

2 D. Móré

		1/1
	1/1	
		1/2

3 E. Newel

1/1		2/2
1/1		0/1

4 F. Drosten

		1/1
0/1		1/1

5 F. Göttler

		1/1
		0/1

7 F. Haake

1/2		
	1/1	1/1

8 T. Gömmel

1/1		1/1
2/3	1/1	3/3

1 block

10 L. Kutz

1/1		3/3
1/1		

11 H. Pabst

	1/1	2/2
2/2	2/2	1/1

1 block

14 A. Preußner

1/1		
	0/1	1/1

15 M. Günther

1/1		
2/2		

17 J. Schmidt

		1/1
		1/2

19 G. Löwen

1/1		

20 L. Haack

	0/1	
		1/1

2 miss.

22 F. Scheerer

TOTAL

4/4	1/1	11/11
4/5	1/2	1/1
7/9	4/5	10/14

2 miss. 2 block

Saves distribution goalkeepers

1 M. Buchele

0/1		0/4
1/1	2/2	
1/4	1/1	1/7

12 F. Höler

2/3		0/2
0/2	1/1	1/1
0/5	0/3	0/4

TOTAL

2/4		0/6
1/3	3/3	1/1
1/9	1/4	1/11

Shots by position

ATTACK

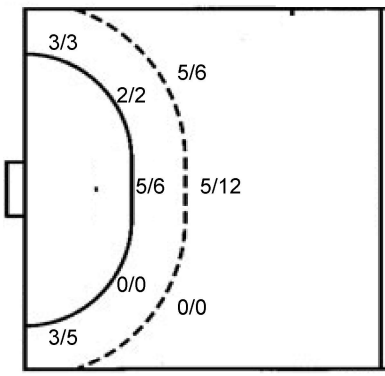

7m penalties	6/7
Fastbreak	2/2
Breakthrough	11/12
Long dist.	1/1

DEFENSE

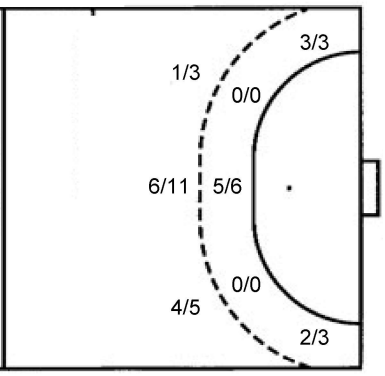

7m penalties	0/3
Fastbreak	1/1
Breakthrough	9/13
Long dist.	2/2

Shooting statistics

Position	Goals	Sav.	Miss.	Post	Blk.	Total	%
Back (9m)	10	4	2	0	2	18	56
Line (6m)	7	1	0	0	0	8	88
Wing	6	2	0	0	0	8	75
7m penalties	6	1	0	0	0	7	86
Fastbreak	2	0	0	0	0	2	100
Breakthrough	11	1	0	0	0	12	92
Total	**42**	**9**	**2**	**0**	**2**	**55**	**76**

#	Jersey number	**Tot.**	Total shooting	**6m**	6m (line) shooting	**9m**	9m shooting	**Wng**	Wing shooting	**FB**	Fastbreak sh.	**7m**	7m penalty sh.
Brk.	Breakthrough sh.	**LD**	Long distance sh.	**As.**	Assists	**PC**	Pass clear chance	**E7**	Eearned 7m pen.	**TF**	Technical faults	**St.**	Steals
2m	2m punishments	**C7.**	Commited 7m	**E2**	Eearned 2m pun.	**YC.**	Yellow cards	**R/B**	Red/Blue cards	**Blk.**	Blocks	**S**	Starting Line-up

Handball statistics and livescore by Toma-soft ltd (www.toma-soft.hr)

25th IHF Men's Junior World Championship 2025

Preliminary Round - Group G, 2. round

Match Team Statistics

Match No. 24

Switzerland 33 - 43 Germany

(14 - 21) (19 - 22)

19.6.2025. 21:00
Attendance: 347
Hala Legionow

Referees: Danielo Bozhinovski (MKD) / Viktor Nachevski (MKD)

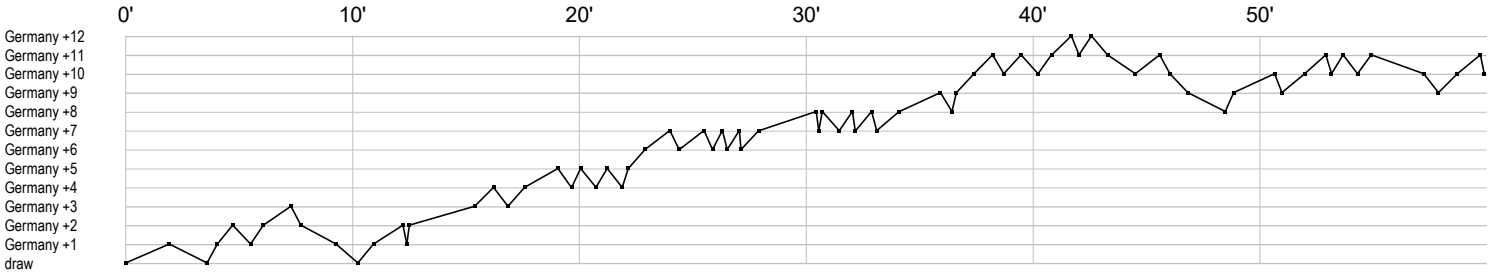

Switzerland



Germany

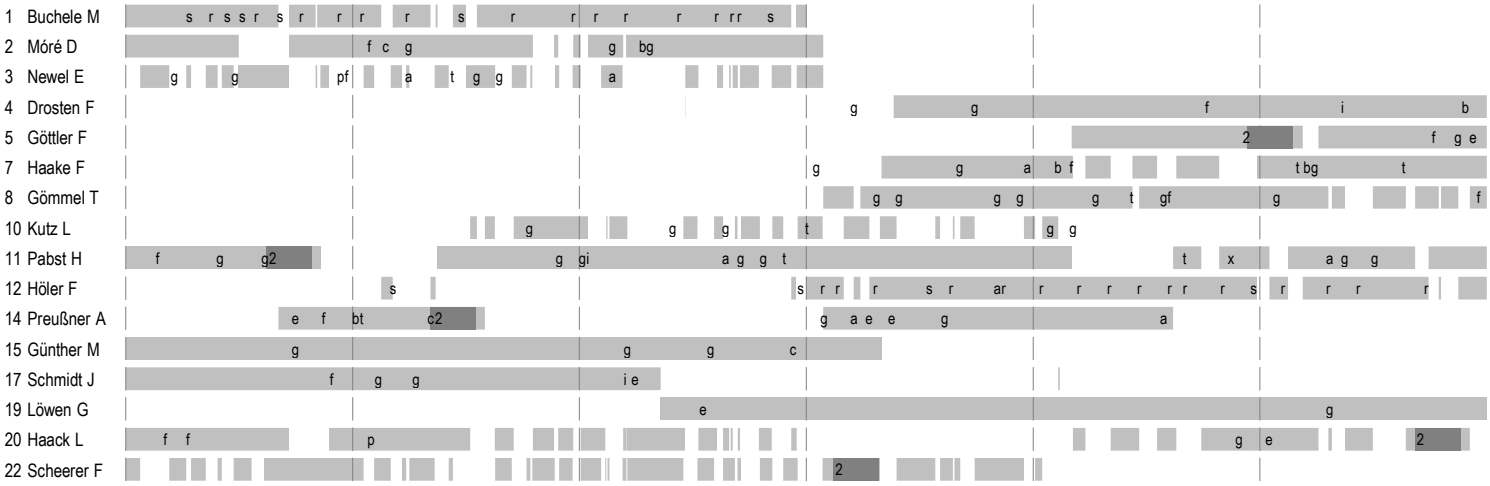

	In game	**g**	Goal scored	**f**	Missed shot	**a**	Assist	**t**	Technical faults	**b**	Steal
2	2min suspension	**e**	Eearned 7m	**c**	Commited 7m	**y**	Yellow card	**r**	Red Card	**k**	Blue card
i	Eearned 2min.	**x**	Block	**4**	4min suspension	**p**	Pass for clear chance	**s**	Saved shot	**r**	Received goal