



25th IHF Men's Junior World Championship 2025



Final Round, 5-6. place

Match Team Statistics

Match No. 114

Egypt 26 - 27 Germany

(15 - 11) (11 - 16)

29.6.2025. 14:30

Attendance: 927

Arena Katowice

Referees: Kristof Altmar (HUN) / Marton Horvath (HUN)

Egypt

Players			Goals / shots								Attack					Def.			Penalties				TP		
#	Surname and name	S	Tot.	%	9m	6m	Wing	7m	FB	Brk.	LD	As.	PC	E7	E2	TF	St.	C7	Blk	YC	2m	R		B	
3	ELSAYED Mohamed		3/3	100			1/1			2/2					1	2	1								7:08
5	ABDELRAHIM Ziad	S	4/6	67		1/1			1/1	2/4		4				2									39:04
8	HASHAD Ziad	S	1/1	100		1/1						5	2					1							41:10
9	ELNAKKADY Mohamed		2/2	100			2/2																		49:14
10	KHALLAF Mohamed		3/10	30	2/7	1/2				0/1		1	1			2									20:59
14	RAGAB Feras	S	0/1	0		0/1								1	1										6:58
16	AHMED Youssef																								12:34
20	MASOUD Belal	S														1									8:22
22	MAHMOUD Mohamed		1/1	100					1/1			1	1			1									19:34
30	SALAMA Youssef	S										1				1									42:08
44	AZAB Moaz		6/9	67		6/8			0/1					1	4	1					1				41:04
64	ABDELHADY Omar	S	1/3	33	0/2				1/1			1				3									33:02
71	SALEM Yassin	S	1/1	100			1/1									1	1								35:00
75	MOHAMED Omar		1/1	100			1/1																		22:20
96	ISMAIL Ahmed		0/1	0		0/1								1				1							25:11
99	ELBATTAWI Mohamed		3/4	75	0/1			3/3							1	1									15:21
Team / bench																									
TOTAL			26/43	60	2/10	9/14	5/5	3/3	3/4	4/7	0/0	13	4	4	4	17	1	3	0	0	2	0	0		

Goalkeepers		Saves / shots									
#	Surname and name	Tot.	%	9m	6m	Wing	7m	FB	Brk.	LD	
16	AHMED Youssef	2/8	25	0/1	0/2	1/1	1/2	0/1	0/1		
30	SALAMA Youssef	12/31	39	3/6	1/7	2/3	0/1	0/3	6/11		
TOTAL		14/39	36	3/7	1/9	3/4	1/3	0/4	6/12	0/0	

Coach: Magdi Aboelmagd

Number of attacks: 57, Efficiency: 46%, Average Duration: 34.50 seconds

Attack by type of defense

	Shots	9m	6m	Wing	TF	E7	E2
On def. 6-0	19/35	2/10	9/14	4/4	17	4	4
Fastbreak	3/4				0	0	0

Defense by type

	Total	9m	6m	Wing	Stl.	C7	2m
Def. 6-0	20/38	5/10	8/9	1/6	1	3	0
Fastbreak	4/4				0	0	2

Attack with superiority / minority / goalkeeper out

	Attack				Reaction		
	Att.	Eff.	Shots	TF	FB	LD	Tot.
7 on 6 (GK out)	8	50%	4/5	3	0/0	0/0	0/0
6 on 5 (GK out)	2	50%	1/1	1	0/0	0/0	0/0
6 on 4 (GK out)	1	100%	1/1	0	0/0	0/0	0/0
6 on 6	43	42%	18/31	12			
6 on 5	2	50%	1/1	1			
6 on 4	1	100%	1/1	0			

Player superiority / GK out counted at the end of attack (in case it changes during attack)

Defense with superiority / minority / goalkeeper out

	Attack				Reaction		
	Att.	Eff.	Shots	TF	FB	LD	Tot.
7 on 6 (GK out)	1	100%	1/1	0	0/0	0/0	0/0
6 on 6 (GK out)	1	0%	0/1	0	0/0	0/0	0/0
5 on 6 (GK out)	1	0%	0/0	1	0/0	0/0	0/0
6 on 6	50	48%	24/38	12			
6 on 5 (GK out)	1	100%	1/1	0	0/0	0/0	0/0
6 on 5	1	100%	1/1	0			
6 on 4 (GK out)	1	0%	0/1	0	0/0	0/0	0/0

Numbers show attacking numbers of opponent. Lower efficiency of opponent means better defense of this team

Jersey number Tot. Total shooting 6m 6m (line) shooting 9m 9m shooting Wng Wing shooting FB Fastbreak sh. 7m 7m penalty sh.
 Brk. Breakthrough sh. LD Long distance sh. As. Assists PC Pass clear chance E7 Earned 7m pen. TF Technical faults St. Steals
 2m 2m punishments C7. Committed 7m E2 Earned 2m pun. YC. Yellow cards R/B Red/Blue cards Blk. Blocks S Starting Line-up

Handball statistics and livescore by Toma-soft ltd (www.toma-soft.hr)



25th IHF Men's Junior World Championship 2025



Final Round, 5-6. place

Match Team Statistics

Match No. 114

Egypt 26 - 27 Germany

(15 - 11) (11 - 16)

29.6.2025. 14:30

Attendance: 927

Arena Katowice

Referees: Kristof Altmar (HUN) / Marton Horvath (HUN)

Shot distribution by player

3 M. Elsayed

		1/1
		1/1

5 Z. Abdelrahim

1/1		
		1/2
1/1		1/1

1 miss.

8 Z. Hashad

		1/1

9 M. Elnakkady

		1/1
		1/1

10 M. Khallaf

1/1		2/2
	0/1	
0/2		0/1

2 post 1 block

14 F. Ragab

1 miss.

20 B. Masoud

22 M. Mahmoud

		1/1

44 M. Azab

		1/1
1/1		1/2
2/2	0/2	1/1

64 O. Abdelhady

1/1		
		0/1

1 post

71 Y. Salem

1/1		

75 O. Mohamed

1/1 lob

96 A. Ismail

1 miss.

99 M. Elbattawi

		1/1
1/1	1/1	

1 post

TOTAL

3/3		6/6
1/1	0/1	3/5
5/7	1/3	5/7

4 post 3 miss. 1 block 1/1 lob

Saves distribution goalkeepers

16 Y. Ahmed

	1/1	1/3
0/1		
0/1	0/2	

30 Y. Salama

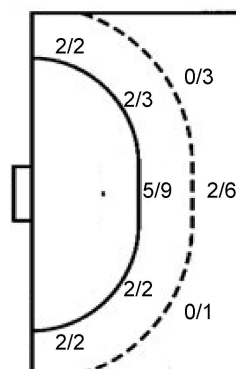
0/2	0/1	1/3
0/2	1/1	5/5
2/7	2/4	1/5

TOTAL

0/2	1/2	2/6
0/3	1/1	5/5
2/8	2/6	1/5

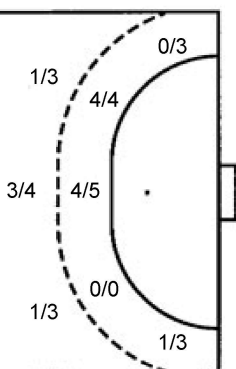
Shots by position

ATTACK



7m penalties	3/3
Fastbreak	3/4
Breakthrough	4/7
Long dist.	0/0

DEFENSE



7m penalties	2/3
Fastbreak	4/4
Breakthrough	6/13
Long dist.	1/1

Shooting statistics

Position	Goals	Sav.	Miss.	Post	Blk.	Total	%
Back (9m)	2	4	0	3	1	10	20
Line (6m)	9	2	2	1	0	14	64
Wing	4	0	0	0	0	4	100
7m penalties	3	0	0	0	0	3	100
Fastbreak	3	1	0	0	0	4	75
Breakthrough	4	2	1	0	0	7	57
Total	25	9	3	4	1	42	60

Jersey number Tot. Total shooting 6m 6m (line) shooting 9m 9m shooting Wng Wing shooting FB Fastbreak sh. 7m 7m penalty sh.
 Brk. Breakthrough sh. LD Long distance sh. As. Assists PC Pass clear chance E7 Earned 7m pen. TF Technical faults St. Steals
 2m 2m punishments C7. Committed 7m E2 Earned 2m pun. YC. Yellow cards R/B Red/Blue cards Blk. Blocks S Starting Line-up

Handball statistics and livescore by Toma-soft ltd (www.toma-soft.hr)



25th IHF Men's Junior World Championship 2025



Final Round, 5-6. place

Match Team Statistics

Match No. 114

Egypt 26 - 27 Germany

(15 - 11) (11 - 16)

29.6.2025. 14:30

Attendance: 927

Arena Katowice

Referees: Kristof Altmar (HUN) / Marton Horvath (HUN)

Germany

Players		Goals / shots										Attack					Def.			Penalties				TP	
#	Surname and name	S	Tot.	%	9m	6m	Wing	7m	FB	Brk.	LD	As.	PC	E7	E2	TF	St.	C7	Blk	YC	2m	R	B		
1	BUCHELE Marc Julian	S																							29:31
2	MÓRÉ David	S	6/8	75	1/1	1/1	0/2	1/1	2/2		1/1														38:04
3	NEWEL Elias		2/6	33	0/1	1/2				1/3		1	2			3									29:27
4	DROSTEN Florian		2/4	50			0/1	1/2	1/1								1					1			22:39
8	GÖMMELE Tim	S	2/2	100			1/1		1/1							1									44:22
10	KUTZ Linus		8/12	67	0/1	4/4				4/7		1	2	1		4									40:31
11	PABST Henri	S	1/2	50	1/2											2									23:10
12	HÖLER Frederik											1													28:27
14	PREUßNER Anton		3/4	75	2/2	1/1				0/1		1	1	1		1									32:02
17	SCHMIDT Jan	S												1	1	1			1						31:19
19	LÖWEN Georg		1/1	100		1/1													1		1				30:42
20	HAACK Leif	S	2/5	40	1/3					1/2		2				1						1			25:10
22	SCHEERER Florian	S																2							38:09
35	UNBEHAUN Levin		0/2	0			0/2																		6:27
Team / bench																					1				
TOTAL			27/46	59	5/10	8/9	1/6	2/3	4/4	6/13	1/1	6	5	3	1	13	1	3	1	1	1	4	0	0	

Goalkeepers		Saves / shots									
#	Surname and name	Tot.	%	9m	6m	Wing	7m	FB	Brk.	LD	
1	BUCHELE Marc Julian	4/18	22	1/2	0/5	0/3	0/1	1/3	2/4		
12	HÖLER Frederik	5/17	29	3/4	2/6	0/2	0/2	0/1	0/2		
TOTAL		9/35	26	4/6	2/11	0/5	0/3	1/4	2/6	0/0	

Coach: Martin Heuberger

Number of attacks: 56, Efficiency: 48%, Average Duration: 29.70 seconds

Attack by type of defense

	Shots	9m	6m	Wing	TF	E7	E2
On def. 6-0	20/38	5/10	8/9	1/6	13	3	1
Fastbreak	4/4				0	0	0

Defense by type

	Total	9m	6m	Wing	Stl.	C7	2m
Def. 6-0	19/35	2/10	9/14	4/4	1	3	0
Fastbreak	3/4				0	0	4

Attack with superiority / minority / goalkeeper out

	Attack				Reaction		
	Att.	Eff.	Shots	TF	FB	LD	Tot.
7 on 6 (GK out)	1	100%	1/1	0	0/0	0/0	0/0
6 on 6 (GK out)	1	0%	0/1	0	0/0	0/0	0/0
5 on 6 (GK out)	1	0%	0/0	1	0/0	0/0	0/0
6 on 6	50	48%	24/38	12			
6 on 5 (GK out)	1	100%	1/1	0	0/0	0/0	0/0
6 on 5	1	100%	1/1	0			
6 on 4 (GK out)	1	0%	0/1	0	0/0	0/0	0/0

Player superiority / GK out counted at the end of attack (in case it changes during attack)

Defense with superiority / minority / goalkeeper out

	Attack				Reaction		
	Att.	Eff.	Shots	TF	FB	LD	Tot.
7 on 6 (GK out)	8	50%	4/5	3	0/0	0/0	0/0
6 on 5 (GK out)	2	50%	1/1	1	0/0	0/0	0/0
6 on 4 (GK out)	1	100%	1/1	0	0/0	0/0	0/0
6 on 6	43	42%	18/31	12			
6 on 5	2	50%	1/1	1			
6 on 4	1	100%	1/1	0			

Numbers show attacking numbers of opponent. Lower efficiency of opponent means better defense of this team

Jersey number Tot. Total shooting 6m 6m (line) shooting 9m 9m shooting Wng Wing shooting FB Fastbreak sh. 7m 7m penalty sh.
 Brk. Breakthrough sh. LD Long distance sh. As. Assists PC Pass clear chance E7 Earned 7m pen. TF Technical faults St. Steals
 2m 2m punishments C7 Committed 7m E2 Earned 2m pun. YC Yellow cards R/B Red/Blue cards Blk. Blocks S Starting Line-up



25th IHF Men's Junior World Championship 2025



Final Round, 5-6. place

Match Team Statistics

Match No. 114

Egypt 26 - 27 Germany

(15 - 11) (11 - 16)

29.6.2025. 14:30

Attendance: 927

Arena Katowice

Referees: Kristof Altmar (HUN) / Marton Horvath (HUN)

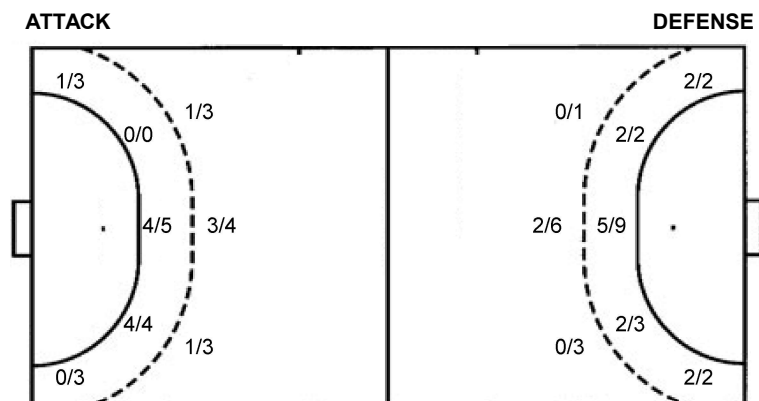
Shot distribution by player

2 D. Móri	3 E. Newel	4 F. Drosten	8 T. Gömmel	10 L. Kutz	11 H. Pabst	14 A. Preußner
1/1	1/1	0/1 0/1		1/1	1/2	1/1
1/1 1/1	0/1 0/3	1/1				0/1
1/2 1/1	1/1	1/1	1/1 1/1	1/2 3/4 3/3		1/1
1 post 1/1 lob				2 miss.		
17 J. Schmidt	19 G. Löwen	20 L. Haack	22 F. Scheerer	35 L. Unbehaun	TOTAL	
		1/1			2/2 1/2 4/6	
		1/1 0/1			3/3 1/2 0/5	
	1/1	0/1		0/1	6/8 5/7 4/5	
		1 miss.		1 miss.	1 post 4 miss. 1/1 lob	

Saves distribution goalkeepers

1 M. Buchele	12 F. Höler	TOTAL
0/2	0/3 0/4	0/3 0/6
0/1 1/3	1/1 1/2	0/1 1/1 2/5
0/3 1/2 2/7	2/4 1/1	2/7 2/3 2/7

Shots by position



7m penalties 2/3
 Fastbreak 4/4
 Breakthrough 6/13
 Long dist. 1/1

7m penalties 3/3
 Fastbreak 3/4
 Breakthrough 4/7
 Long dist. 0/0

Shooting statistics

Position	Goals	Sav.	Miss.	Post	Blk.	Total	%
Back (9m)	5	3	2	0	0	10	50
Line (6m)	8	1	0	0	0	9	89
Wing	1	3	1	1	0	6	17
7m penalties	2	1	0	0	0	3	67
Fastbreak	4	0	0	0	0	4	100
Breakthrough	6	6	1	0	0	13	46
Total	26	14	4	1	0	45	58

Jersey number Tot. Total shooting 6m 6m (line) shooting 9m 9m shooting Wng Wing shooting FB Fastbreak sh. 7m 7m penalty sh.
 Brk. Breakthrough sh. LD Long distance sh. As. Assists PC Pass clear chance E7 Earned 7m pen. TF Technical faults St. Steals
 2m 2m punishments C7. Committed 7m E2 Earned 2m pun. YC. Yellow cards R/B Red/Blue cards Blk. Blocks S Starting Line-up

