



# 25th IHF Men's Junior World Championship 2025



Final Round, Semifinals

Match Team Statistics  
Match No. 102

**Faroe Islands 37 - 38 Portugal**  
(12 - 15) (17 - 14) (OT1: 5 - 5) (OT2: 3 - 4)

27.6.2025. 21:00  
Attendance: 300  
Arena Sosnowiec

Referees: Vladimir Jovandic (SRB) / Marko Sekulic (SRB)

## Faroe Islands

#	Surname and name	S	Goals / shots									Attack					Def.			Penalties			TP					
			Tot.	%	9m	6m	Wing	7m	FB	Brk.	LD	As.	PC	E7	E2	TF	St.	C7	Blk	YC	2m	R		B				
1	SIVERSTSEN Tórstein																											
2	JOHNSSON Tróndur																											
4	NATTESTAD Sofus   Selvindi		2/3	67			2/3																					39:16
5	SEYER Rói Hjaltason																											0:03
10	GAARD OLSEN Óla Jákup																											3:25
13	DANIELSEN Eyðbjorn																											0:14
21	POULSEN Búi	S	2/3	67	0/1		2/2										1	1										41:44
22	LACOK Aleksandar	S																										46:28
32	FRIDRIKSSON Tóki	S	3/3	100		3/3					1													1				78:16
38	HEINASON Hogni		1/2	50											1	2	3											26:32
39	ZISKASON Rókur	S	4/5	80	1/1						4				1	2												68:10
44	GAARD Niklas	S	6/7	86		6/7																						76:58
45	HÁVARDSSON Trúgví		2/3	67											1	2	3											31:24
47	VEDELSBOL Isak	S	6/10	60	0/1	3/4		3/5							4									1	1			79:35
76	HOJSTED Hogni																											1:24
78	MITTUN Oli	S	11/14	79	1/3		2/3	1/1	7/7		12	1	1	3	5													66:31
	Team / bench																								1			
	TOTAL		37/50	74	2/6	6/7	10/12	5/8	1/1	13/16	0/0	17	1	7	8	14	1	1	0	2	4	0	0					

#	Surname and name	Saves / shots								
		Tot.	%	9m	6m	Wing	7m	FB	Brk.	LD
1	SIVERSTSEN Tórstein									
22	LACOK Aleksandar	14/47	30	4/14	4/11	1/2	1/1	0/1	4/18	
	TOTAL	14/47	30	4/14	4/11	1/2	1/1	0/1	4/18	0/0

Coach: Hjalti Mohr Jacobsen

Number of attacks: 64, Efficiency: 58%, Average Duration: 39.41 seconds

### Attack by type of defense

	Shots	9m	6m	Wing	TF	E7	E2
On def. 6-0	31/41	2/6	6/7	10/12	14	7	8
Fastbreak	1/1				0	0	0

### Defense by type

	Total	9m	6m	Wing	Stl.	C7	2m
Def. 6-0	32/50	10/17	7/12	1/2	1	1	0
Fastbreak	3/3				0	0	4

### Attack with superiority / minority / goalkeeper out

	Attack				Reaction		
	Att.	Eff.	Shots	TF	FB	LD	Tot.
7 on 6 (GK out)	41	54%	22/32	9	2/2	1/1	3/3
7 on 5 (GK out)	14	71%	10/11	3	0/0	0/1	0/1
6 on 6 (GK out)	6	67%	4/5	1	1/1	1/1	2/2
6 on 6	3	33%	1/2	1			

Player superiority / GK out counted at the end of attack (in case it changes during attack)

### Defense with superiority / minority / goalkeeper out

	Attack				Reaction		
	Att.	Eff.	Shots	TF	FB	LD	Tot.
7 on 6 (GK out)	3	33%	1/3	0	0/0	0/0	0/0
6 on 6 (GK out)	8	63%	5/6	2	0/0	0/0	0/0
6 on 6	44	59%	26/38	6			
5 on 6	1	0%	0/1	0			
7 on 5 (GK out)	2	50%	1/1	1	0/0	0/0	0/0
6 on 5	7	71%	5/7	0			

Numbers show attacking numbers of opponent. Lower efficiency of opponent means better defense of this team

# Jersey number Tot. Total shooting 6m 6m (line) shooting 9m 9m shooting Wng Wing shooting FB Fastbreak sh. 7m 7m penalty sh.  
Brk. Breakthrough sh. LD Long distance sh. As. Assists PC Pass clear chance E7 Earned 7m pen. TF Technical faults St. Steals  
2m 2m punishments C7. Committed 7m E2 Earned 2m pun. YC. Yellow cards R/B Red/Blue cards Blk. Blocks S Starting Line-up

Handball statistics and livescore by Toma-soft ltd (www.toma-soft.hr)



# 25th IHF Men's Junior World Championship 2025

Final Round, Semifinals



## Match Team Statistics

Match No. 102

## Faroe Islands 37 - 38 Portugal

(12 - 15) (17 - 14) (OT1: 5 - 5) (OT2: 3 - 4)

27.6.2025. 21:00

Attendance: 300

Arena Sosnowiec

Referees: Vladimir Jovandic (SRB) / Marko Sekulic (SRB)

### Shot distribution by player

2 T. Johnsson


4 S. Nattestad

1/2	1/1	

5 R. Seyer


10 Ó. Gaard Olsen


13 E. Danielsen


21 B. Poulsen

0/1		2/2

32 T. Fridriksson

2/2		1/1

38 H. Heinason

0/1		
	1/1	

39 R. Ziskason

1/1		
		0/1
2/2		

1/1 lob

44 N. Gaard

3/3		2/2
1/1		

1 post

45 T. Hávardsson

	1/1	
0/1		
	1/1	

47 I. Vedelsbol

		2/2
0/1		1/1
1/2	1/2	1/1

1 block

76 H. Hojsted


78 O. Mittun

2/3		4/4
3/3	1/1	1/1

2 miss.

### TOTAL

6/7	1/1	8/8
0/3		1/2
10/13	5/6	5/5

1 post 2 miss. 1 block 1/1 lob

### Saves distribution goalkeepers

1 T. Siverstsen


22 A. Lacok

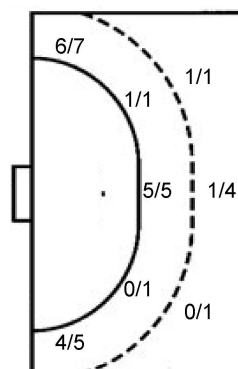
0/5	0/1	2/5
2/2		1/2
4/14	2/4	3/14

### TOTAL

0/5	0/1	2/5
2/2		1/2
4/14	2/4	3/14

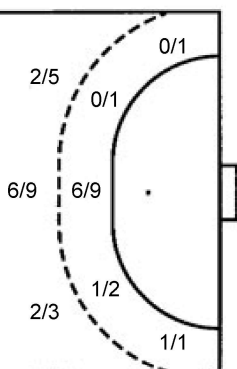
### Shots by position

#### ATTACK



7m penalties 5/8  
Fastbreak 1/1  
Breakthrough 13/16  
Long dist. 0/0

#### DEFENSE



7m penalties 0/1  
Fastbreak 3/3  
Breakthrough 14/19  
Long dist. 3/4

### Shooting statistics

Position	Goals	Sav.	Miss.	Post	Blk.	Total	%
Back (9m)	2	1	2	0	1	6	33
Line (6m)	6	1	0	0	0	7	86
Wing	10	1	0	1	0	12	83
7m penalties	5	3	0	0	0	8	63
Fastbreak	1	0	0	0	0	1	100
Breakthrough	13	3	0	0	0	16	81
<b>Total</b>	<b>37</b>	<b>9</b>	<b>2</b>	<b>1</b>	<b>1</b>	<b>50</b>	<b>74</b>

# Jersey number Tot. Total shooting 6m 6m (line) shooting 9m 9m shooting Wng Wing shooting FB Fastbreak sh. 7m 7m penalty sh.  
Brk. Breakthrough sh. LD Long distance sh. As. Assists PC Pass clear chance E7 Earned 7m pen. TF Technical faults St. Steals  
2m 2m punishments C7. Committed 7m E2 Earned 2m pun. YC. Yellow cards R/B Red/Blue cards Blk. Blocks S Starting Line-up

Handball statistics and livescore by Toma-soft ltd (www.toma-soft.hr)



# 25th IHF Men's Junior World Championship 2025



Final Round, Semifinals

Match Team Statistics

Match No. 102

## Faroe Islands 37 - 38 Portugal

(12 - 15) (17 - 14) (OT1: 5 - 5) (OT2: 3 - 4)

27.6.2025. 21:00

Attendance: 300

Arena Sosnowiec

Referees: Vladimir Jovandic (SRB) / Marko Sekulic (SRB)

### Portugal

#	Surname and name	S	Goals / shots							Attack					Def.			Penalties				TP						
			Tot.	%	9m	6m	Wing	7m	FB	Brk.	LD	As.	PC	E7	E2	TF	St.	C7	Blk	YC	2m		R	B				
4	MONTEIRO Filipe	S	8/10	80	1/1					7/9					2	3		1	1	1								67:45
5	CAVALCANTI Gabriel	S	4/5	80	1/1					3/3	0/1				1	1				1							1	53:00
7	TEIXEIRA Tomás	S	3/4	75	2/3										1	1				2							1	32:01
10	FERREIRA José	S	1/2	50		1/2																					1	24:01
11	MAGALHAES Joao	S	1/2	50				0/1							1												1	74:57
13	VASCONCELOS Rafael		3/6	50	2/4										2					1	1							34:55
15	COSTA Eduardo		0/1	0		0/1																						4:41
22	CONCEIÇÃO Gabriel		1/4	25		1/1			0/1						1	1											1	23:37
23	LOURENCO Joao		6/10	60	4/8										2	1											1	55:12
24	MENDES Afonso		4/4	100				1/1												1	1						1	40:56
27	COELHO Francisco																											10:16
28	MORGADO Gonçalo																											8:43
30	BRANDAO Ricardo	S	5/8	63		5/8														2	1	1						57:40
32	CAMPOS Diogo																											7:35
33	MARQUES Diogo	S	2/2	100																								64:38
34	BARBOSA Xavier																											
	Team / bench																											1
	TOTAL		38/58	66	10/17	7/12	1/2	0/1	3/3	14/19	3/4	10	7	1	3	9	6	7	1	1	7	1	0					

#	Surname and name	Saves / shots								
		Tot.	%	9m	6m	Wing	7m	FB	Brk.	LD
28	MORGADO Gonçalo	1/7	14			0/4	1/2		0/1	
33	MARQUES Diogo	8/39	21	1/3	1/7	2/6	0/1	3/15		
	TOTAL	9/46	20	1/3	1/7	1/11	3/8	0/1	3/16	0/0

Coach: Carlos Martingo

Number of attacks: 65, Efficiency: 58%, Average Duration: 34.91 seconds

### Attack by type of defense

	Shots	9m	6m	Wing	TF	E7	E2
On def. 6-0	32/50	10/17	7/12	1/2	9	1	3
Fastbreak	3/3				0	0	0

### Defense by type

	Total	9m	6m	Wing	Stl.	C7	2m
Def. 6-0	31/41	2/6	6/7	10/12	6	7	0
Fastbreak	1/1				0	0	7

### Attack with superiority / minority / goalkeeper out

	Attack				Reaction		
	Att.	Eff.	Shots	TF	FB	LD	Tot.
7 on 6 (GK out)	3	33%	1/3	0	0/0	0/0	0/0
6 on 6 (GK out)	8	63%	5/6	2	0/0	0/0	0/0
6 on 6	44	59%	26/38	6			
5 on 6	1	0%	0/1	0			
7 on 5 (GK out)	2	50%	1/1	1	0/0	0/0	0/0
6 on 5	7	71%	5/7	0			

Player superiority / GK out counted at the end of attack (in case it changes during attack)

### Defense with superiority / minority / goalkeeper out

	Attack				Reaction		
	Att.	Eff.	Shots	TF	FB	LD	Tot.
7 on 6 (GK out)	41	54%	22/32	9	2/2	1/1	3/3
7 on 5 (GK out)	14	71%	10/11	3	0/0	0/1	0/1
6 on 6 (GK out)	6	67%	4/5	1	1/1	1/1	2/2
6 on 6	3	33%	1/2	1			

Numbers show attacking numbers of opponent. Lower efficiency of opponent means better defense of this team

# Jersey number Tot. Total shooting 6m 6m (line) shooting 9m 9m shooting Wng Wing shooting FB Fastbreak sh. 7m 7m penalty sh.  
 Brk. Breakthrough sh. LD Long distance sh. As. Assists PC Pass clear chance E7 Earned 7m pen. TF Technical faults St. Steals  
 2m 2m punishments C7. Committed 7m E2 Earned 2m pun. YC. Yellow cards R/B Red/Blue cards Blk. Blocks S Starting Line-up



# 25th IHF Men's Junior World Championship 2025

Final Round, Semifinals



## Match Team Statistics

Match No. 102

## Faroe Islands 37 - 38 Portugal

(12 - 15) (17 - 14) (OT1: 5 - 5) (OT2: 3 - 4)

27.6.2025. 21:00

Attendance: 300

Arena Sosnowiec

Referees: Vladimir Jovandic (SRB) / Marko Sekulic (SRB)

### Shot distribution by player

<b>4 F. Monteiro</b> 2/2 4/4 0/1 2/2 1 post	<b>5 G. Cavalcanti</b> 1/1 2/2 1/1 1 miss.	<b>7 T. Teixeira</b> 1/1 1/1 1/2	<b>10 J. Ferreira</b> 0/1 1/1	<b>11 J. Magalhaes</b> 0/1 1/1	<b>13 R. Vasconcelos</b> 1/1 0/1 1/1 1 miss.	<b>15 E. Costa</b> 1 post
<b>22 G. Conceição</b> 0/1 1/3	<b>23 J. Lourenco</b> 1/1 1/1 1/1 0/1 1/1 2/3 2 miss.	<b>24 A. Mendes</b> 1/1	<b>27 F. Coelho</b>	<b>30 R. Brandao</b> 1/1 0/1 0/1 1/1 3/4	<b>32 D. Campos</b>	<b>34 X. Barbosa</b>

### TOTAL

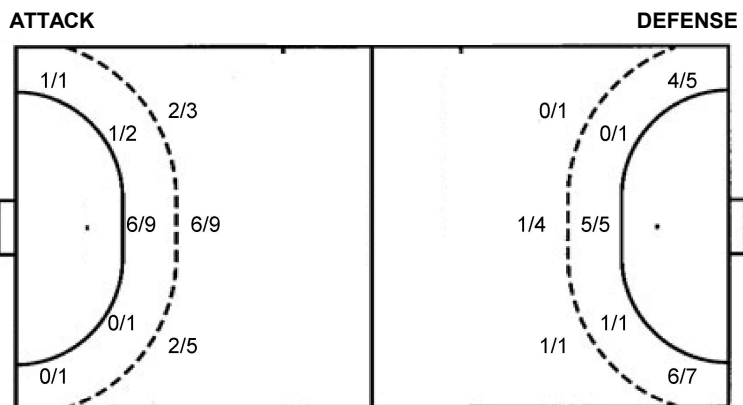
5/5	1/1	3/5
0/2		1/2
10/14	5/7	11/14

2 post 4 miss.

### Saves distribution goalkeepers

<b>28 G. Morgado</b> 0/1 0/2 1/3 0/1	<b>33 D. Marques</b> 1/6 0/1 0/6 3/3 1/2 2/10 1/5 0/5	<b>TOTAL</b> 1/7 0/1 0/8 3/3 1/2 3/13 1/6 0/5
--	--	--

### Shots by position



7m penalties 0/1  
Fastbreak 3/3  
Breakthrough 14/19  
Long dist. 3/4

7m penalties 5/8  
Fastbreak 1/1  
Breakthrough 13/16  
Long dist. 0/0

### Shooting statistics

Position	Goals	Sav.	Miss.	Post	Blk.	Total	%
Back (9m)	10	4	3	0	0	17	59
Line (6m)	7	4	0	1	0	12	58
Wing	1	1	0	0	0	2	50
7m penalties	0	1	0	0	0	1	0
Fastbreak	3	0	0	0	0	3	100
Breakthrough	14	4	0	1	0	19	74
<b>Total</b>	<b>35</b>	<b>14</b>	<b>3</b>	<b>2</b>	<b>0</b>	<b>54</b>	<b>65</b>

# Jersey number Tot. Total shooting 6m 6m (line) shooting 9m 9m shooting Wng Wing shooting FB Fastbreak sh. 7m 7m penalty sh.  
Brk. Breakthrough sh. LD Long distance sh. As. Assists PC Pass clear chance E7 Earned 7m pen. TF Technical faults St. Steals  
2m 2m punishments C7. Committed 7m E2 Earned 2m pun. YC. Yellow cards R/B Red/Blue cards Blk. Blocks S Starting Line-up

