29th IHF Men's World Championship 2025

Croatia • Denmark • Norway

Final Round, 31-32. place

Match Team Statistics

Match No. 99

Guinea 33 - 31 Cuba

(16 - 16) (12 - 12) (SO: 5 - 3)

28.1.2025. 13:00
Attendance: 91
Žatika Sport Centre

Referees: Denis Bolic (AUT) / Christoph Hurich (AUT)

Guinea

Players			Goals / shots									Attack					Def.			Penalties				TP
#	Surname and name	S	Tot.	%	9m	6m	Wing	7m	FB	Brk.	LD	As.	PC	E7	E2	TF	St.	C7	Blk	YC	2m	R	B	
7	SISSOKO Sambou	S																						1:43
10	BARADJI Omar																							
15	SIDIBE Modibo	S																						5:55
17	PASQUET Lilian	S	1/11	9	0/8	1/1				0/1	0/1	2	2			2		1						56:30
19	CORCHER Adjiri Yven		3/4	75	2/3			1/1				2	1	1		1			1					35:50
21	DIALLO Sireoumar		4/4	100		4/4								5	1		1	1			1			55:05
24	DOISEL Fenotina Bryan	S	7/10	70	0/1	2/2	1/2	2/3	2/2							1	2				1			60:00
28	TOURE Boubou		3/5	60	2/4			1/1				2	1				1	1						28:35
77	EPONOUH David Michee	S	6/12	50	5/9					1/2	0/1	2				4			1					58:17
93	MAGASSA Makan		1/1	100				1/1																0:41
94	JABEA NJO Bryan Alex																							
95	PIERRE Rubens	S										1	1			1								57:37
97	LEBON Theo	S	8/12	67		1/1	1/3	4/5	2/3							1	1							59:47
	Team / bench																							
	UKUPNO		33/59	56	9/25	8/8	2/5	9/11	4/5	1/3	0/2	9	5	6	1	10	5	3	2	0	2	0	0	

Goalkeepers		Saves / shots								
#.	Surname and name	Tot.	%	9m	6m	Wing	7m	FB	Brk.	LD
94	JABEA NJO Bryan Alex									
95	PIERRE Rubens	13/43	30	4/9	2/7	3/9	2/7	1/2	1/9	
	TOTAL	13/43	30	4/9	2/7	3/9	2/7	1/2	1/9	0/0

Coach: **Kevin Willy Decaux**

Number of attacks: 61, Efficiency: 54%, Average Duration: 35.11 seconds

Attack by type of defense

	Shots	9m	6m	Wing	TF	E7	E2
On def. 6-0	16/30	9/21	4/4	2/4	9	4	1
On def. 5-1	4/11	0/4	4/4	0/1	1	2	0
Fastbreak	4/5				0	0	0

Defense by type

	Total	9m	6m	Wing	Stl.	C7	2m
Def. 6-0	24/40	5/14	5/7	6/9	5	3	0
Fastbreak	1/2				0	0	2

Attack with superiority / minority / goalkeeper out

	Attack				Reaction		
	Att.	Eff.	Shots	TF	FB	LD	Tot.
7 on 6 (GK out)	1	100%	1/1	0	0/0	0/0	0/0
6 on 6 (GK out)	2	0%	0/1	1	0/0	1/2	1/2
6 on 6	54	59%	32/46	8			
6 on 5	3	0%	0/2	1			
5 on 6	1	0%	0/1	0			

Player superiority / GK out counted at the end of attack (in case it changes during attack)

Defense with superiority / minority / goalkeeper out

	Attack				Reaction		
	Att.	Eff.	Shots	TF	FB	LD	Tot.
7 on 6 (GK out)	9	33%	3/5	4	2/2	0/0	2/2
6 on 6 (GK out)	2	50%	1/1	1	0/0	0/1	0/1
6 on 6	45	56%	25/36	9			
6 on 5	4	50%	2/4	0			

Numbers show attacking numbers of oponnent. Lower efficiency of oponnent means better defense of this team

#	Jersey number	**Tot.**	Total shooting	**6m**	6m (line) shooting	**9m**	9m shooting	**Wng**	Wing shooting	**FB**	Fastbreak sh.	**7m**	7m penalty sh.
Brk.	Breakthrough sh.	**LD**	Long distance sh.	**As.**	Assists	**PC**	Pass clear chance	**E7**	Eearned 7m pen.	**TF**	Technical faults	**St.**	Steals
2m	2m punishments	**C7.**	Commited 7m	**E2**	Eearned 2m pun.	**YC.**	Yellow cards	**R/B**	Red/Blue cards	**Blk.**	Blocks	**S**	Starting Line-up

29th IHF Men's World Championship 2025

Croatia • Denmark • Norway

Final Round, 31-32. place

Match Team Statistics

Match No. 99

Guinea 33 - 31 Cuba

(16 - 16) (12 - 12) (SO: 5 - 3)

28.1.2025. 13:00
Attendance: 91
Žatika Sport Centre

Referees: Denis Bolic (AUT) / Christoph Hurich (AUT)

Shot distribution by player

7 S. Sissoko

10 O. Baradji

15 M. Sidibe

17 L. Pasquet

		0/1
	0/1	1/2
		0/2

4 miss. 1 block

19 A. Corcher

	1/1	1/1
1/1		

1 miss.

21 S. Diallo

2/2		2/2

24 F. Doisel

	2/2	3/4
		1/1
1/1		

2 miss.

28 B. Toure

1/1	1/1	1/1
		0/1

1 block

77 D. Eponouh

		0/2
		0/1
5/5		1/2

1 post 1 miss.

93 M. Magassa

		1/1

97 T. Lebon

1/2		1/3
2/2	0/1	
1/1	1/1	2/2

TOTAL

2/3	4/4	7/13
3/3	0/2	2/5
9/9	1/1	5/8

1 post 8 miss. 2 block

Saves distribution goalkeepers

94 B. Jabea Njo

95 R. Pierre

1/3	1/1	2/10
5/9	1/1	2/4
0/5	0/2	1/8

TOTAL

1/3	1/1	2/10
5/9	1/1	2/4
0/5	0/2	1/8

Shots by position

ATTACK **DEFENSE**

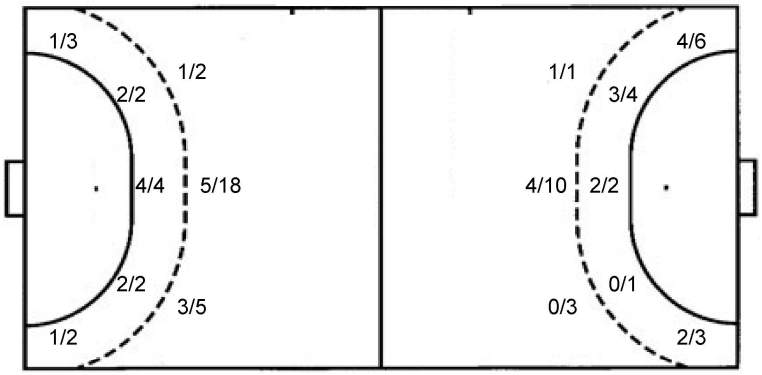

7m penalties	9/11	7m penalties	5/8
Fastbreak	4/5	Fastbreak	1/2
Breakthrough	1/3	Breakthrough	8/10
Long dist.	0/2	Long dist.	1/2

Shooting statistics

Position	Goals	Sav.	Miss.	Post	Blk.	Total	%
Back (9m)	9	9	5	0	2	25	36
Line (6m)	8	0	0	0	0	8	100
Wing	2	3	0	0	0	5	40
7m penalties	9	1	1	0	0	11	82
Fastbreak	4	1	0	0	0	5	80
Breakthrough	1	1	1	0	0	3	33
Total	**33**	**15**	**7**	**0**	**2**	**57**	**58**

#	Jersey number	**Tot.**	Total shooting	**6m**	6m (line) shooting	**9m**	9m shooting	**Wng**	Wing shooting	**FB**	Fastbreak sh.	**7m**	7m penalty sh.
Brk.	Breakthrough sh.	**LD**	Long distance sh.	**As.**	Assists	**PC**	Pass clear chance	**E7**	Earned 7m pen.	**TF**	Technical faults	**St.**	Steals
2m	2m punishments	**C7.**	Commited 7m	**E2**	Earned 2m pun.	**YC.**	Yellow cards	**R/B**	Red/Blue cards	**Blk.**	Blocks	**S**	Starting Line-up

29th IHF Men's World Championship 2025

Croatia • Denmark • Norway

Final Round, 31-32. place

Match Team Statistics

Match No. 99

Guinea 33 - 31 Cuba

(16 - 16) (12 - 12) (SO: 5 - 3)

28.1.2025. 13:00
Attendance: 91
Žatika Sport Centre

Referees: Denis Bolic (AUT) / Christoph Hurich (AUT)

Cuba

Players			Goals / shots									Attack					Def.			Penalties				TP
#	Surname and name	S	Tot.	%	9m	6m	Wing	7m	FB	Brk.	LD	As.	PC	E7	E2	TF	St.	C7	Blk	YC	2m	R	B	
1	CALZADO MARTINEZ Adan Armando																							24:25
2	ALMEIDA DUQUEZNE Ronaldo Hiriam	S	3/5	60	0/2					3/3		1	2	1		2			1					54:50
7	CORDIES CASTILLO Frank Enrique		1/6	17	0/3	0/1		0/1		1/1		8	1	1	1	4		2						43:49
9	MINIET PÉREZ Osmani																							
10	RODRIGUEZ RODRIGUEZ Hanser Michel	S	10/16	63	1/2		4/6	2/4	1/2	2/2						1	1	1						57:41
11	MARTINEZ SELLES Christopher Jesus																							
12	NEGRET SEMANAT Esniel																							
13	DAWKINS SANDOVAL Victor Manuel	S	2/3	67			2/3										1	1						60:00
14	VAZQUEZ LABALLI Maiko Antono		7/10	70	4/6	1/1		1/1		0/1	1/1					1								30:03
16	SUAREZ FIS Magnol	S	0/1	0							0/1					1								30:57
19	CORDIES CASTILLO Samuel Alejandro	S	3/5	60	0/1			1/1		2/3		2	3	1		4								44:20
21	RAMOS MADRIGAL Claudio Leandro	S	2/2	100		2/2											1		1					32:33
23	FREDDY Lafontan Álvarez																							2:04
27	VALIENTE SARRÍA Eduardo Rayner	S	2/3	67		2/3										1	1	2			1			39:18
32	GARCIA RIVERA Dariel		1/1	100				1/1																
91	GARCIA ABREU Adonis Jesus																							
	Team / bench																							
	UKUPNO		31/52	60	5/14	5/7	6/9	5/8	1/2	8/10	1/2	11	6	3	1	14	4	6	2	0	1	0	0	

Goalkeepers		Saves / shots								
#.	Surname and name	Tot.	%	9m	6m	Wing	7m	FB	Brk.	LD
1	CALZADO MARTINEZ Adan Armando	10/22	45	6/8	0/5	1/1	1/6	1/1	1/1	
12	NEGRET SEMANAT Esniel									
16	SUAREZ FIS Magnol	5/24	21	3/10	0/3	2/4	0/4	0/2	0/1	
	TOTAL	15/46	33	9/18	0/8	3/5	1/10	2/3	1/2	0/0

Coach: **Luis Alberto Martinez Cuesta**

Number of attacks: 60, Efficiency: 52%, Average Duration: 29.71 seconds

Attack by type of defense

	Shots	9m	6m	Wing	TF	E7	E2
On def. 6-0	24/40	5/14	5/7	6/9	14	3	1
Fastbreak	1/2				0	0	0

Defense by type

	Total	9m	6m	Wing	Stl.	C7	2m
Def. 6-0	16/30	9/21	4/4	2/4	4	4	0
Def. 5-1	4/11	0/4	4/4	0/1	0	2	0
Fastbreak	4/5				0	0	1

Attack with superiority / minority / goalkeeper out

	Attack				Reaction		
	Att.	Eff.	Shots	TF	FB	LD	Tot.
7 on 6 (GK out)	9	33%	3/5	4	2/2	0/0	2/2
6 on 6 (GK out)	2	50%	1/1	1	0/0	0/1	0/1
6 on 6	45	56%	25/36	9			
6 on 5	4	50%	2/4	0			

Player superiority / GK out counted at the end of attack (in case it changes during attack)

Defense with superiority / minority / goalkeeper out

	Attack				Reaction		
	Att.	Eff.	Shots	TF	FB	LD	Tot.
7 on 6 (GK out)	1	100%	1/1	0	0/0	0/0	0/0
6 on 6 (GK out)	2	0%	0/1	1	0/0	1/2	1/2
6 on 6	54	59%	32/46	8			
6 on 5	3	0%	0/2	1			
5 on 6	1	0%	0/1	0			

Numbers show attacking numbers of oponnent. Lower efficiency of oponnent means better defense of this team

#	Jersey number	**Tot.**	Total shooting	**6m**	6m (line) shooting	**9m**	9m shooting	**Wng**	Wing shooting	**FB**	Fastbreak sh.	**7m**	7m penalty sh.
Brk.	Breakthrough sh.	**LD**	Long distance sh.	**As.**	Assists	**PC**	Pass clear chance	**E7**	Earned 7m pen.	**TF**	Technical faults	**St.**	Steals
2m	2m punishments	**C7.**	Commited 7m	**E2**	Earned 2m pun.	**YC.**	Yellow cards	**R/B**	Red/Blue cards	**Blk.**	Blocks	**S**	Starting Line-up

29th IHF Men's World Championship 2025

Croatia • Denmark • Norway

Final Round, 31-32. place

Match Team Statistics

Match No. 99

Guinea 33 - 31 Cuba

(16 - 16) (12 - 12) (SO: 5 - 3)

28.1.2025. 13:00
Attendance: 91
Žatika Sport Centre

Referees: Denis Bolic (AUT) / Christoph Hurich (AUT)

Shot distribution by player

2 R. Almeida Duquezne

		1/1
1/1		
		1/1

1 miss. 1 block

7 F. Cordies Castillo

1/2		0/1
		0/1

1 miss. 1 block

9 O. Miniet Pérez

10 H. Rodriguez Rodriguez

1/2	0/1	3/4
2/3	0/1	
2/2	1/1	1/1

1 post

11 C. Martinez Selles

13 V. Dawkins Sandoval

1/1		
		0/1
		1/1

14 M. Vazquez Laballi

		3/3
0/2		1/1
1/1	1/1	1/1

1 miss.

19 S. Cordies Castillo

0/1		1/1
	1/1	1/1

1 miss.

21 C. Ramos Madrigal

1/1		1/1

23 L. Freddy

27 E. Valiente Sarría

		1/2
		1/1

32 D. Garcia Rivera

1/1		

91 A. Garcia Abreu

TOTAL

2/3	0/1	8/10
4/9	0/1	2/4
5/5	3/3	7/8

1 post 4 miss. 2 block

Saves distribution goalkeepers

1 A. Calzado Martinez

0/1	0/1	6/9
	1/1	1/3
0/4		2/3

12 E. Negret Semanat

16 M. Suarez Fis

1/2	0/3	0/4
0/3	1/1	2/2
0/5		1/4

TOTAL

1/3	0/4	6/13
0/3	2/2	3/5
0/9		3/7

Shots by position

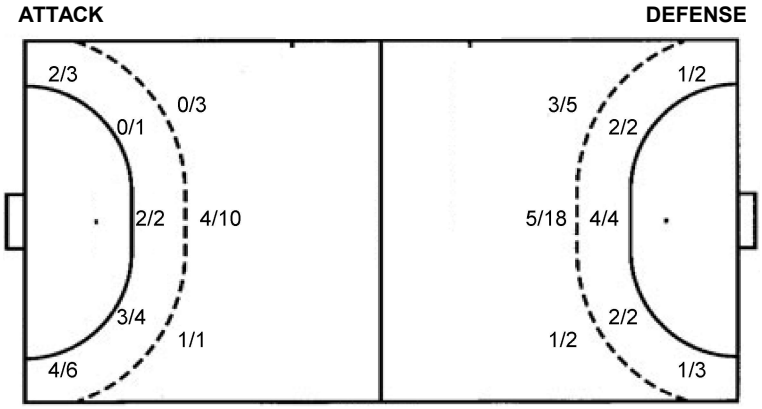

7m penalties	5/8	7m penalties	9/11
Fastbreak	1/2	Fastbreak	4/5
Breakthrough	8/10	Breakthrough	1/3
Long dist.	1/2	Long dist.	0/2

Shooting statistics

Position	Goals	Sav.	Miss.	Post	Blk.	Total	%
Back (9m)	5	4	3	0	2	14	36
Line (6m)	5	2	0	0	0	7	71
Wing	6	3	0	0	0	9	67
7m penalties	5	2	0	1	0	8	63
Fastbreak	1	1	0	0	0	2	50
Breakthrough	8	1	1	0	0	10	80
Total	**30**	**13**	**4**	**1**	**2**	**50**	**60**

#	Jersey number	**Tot.**	Total shooting	**6m**	6m (line) shooting	**9m**	9m shooting	**Wng**	Wing shooting	**FB**	Fastbreak sh.	**7m**	7m penalty sh.
Brk.	Breakthrough sh.	**LD**	Long distance sh.	**As.**	Assists	**PC**	Pass clear chance	**E7**	Earned 7m pen.	**TF**	Technical faults	**St.**	Steals
2m	2m punishments	**C7.**	Commited 7m	**E2**	Earned 2m pun.	**YC.**	Yellow cards	**R/B**	Red/Blue cards	**Blk.**	Blocks	**S**	Starting Line-up

29th IHF Men's World Championship 2025

Croatia • Denmark • Norway

Final Round, 31-32. place

Match Team Statistics

Match No. 99

Guinea 33 - 31 Cuba

(16 - 16) (12 - 12) (SO: 5 - 3)

28.1.2025. 13:00
Attendance: 91
Žatika Sport Centre

Referees: Denis Bolic (AUT) / Christoph Hurich (AUT)

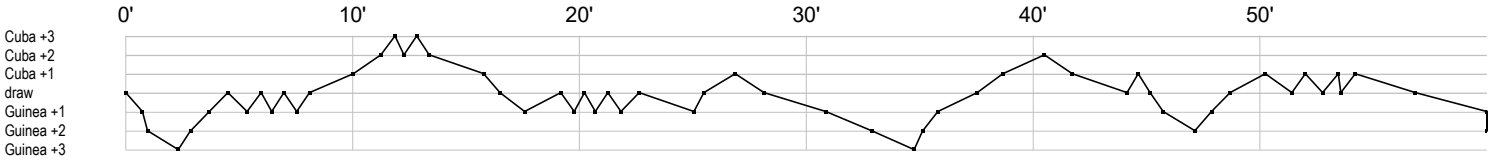

Guinea



Cuba



	In game	**g**	Goal scored	**f**	Missed shot	**a**	Assist	**t**	Technical faults	**b**	Steal
2	2min suspension	**e**	Eearned 7m	**c**	Commited 7m	**y**	Yellow card	**r**	Red Card	**k**	Blue card
i	Eearned 2min.	**x**	Block	**4**	4min suspension	**p**	Pass for clear chance	**s**	Saved shot	**r**	Received goal

Handball statistics and livescore by Toma-soft ltd (www.toma-soft.hr)