



29th IHF Men's World Championship 2025

Croatia • Denmark • Norway

President's Cup II, 3. round



Match Team Statistics

Match No. 96

Japan 32 - 23 Cuba

(14 - 11) (18 - 12)

26.1.2025. 15:30

Attendance: 210

Žatika Sport Centre

Referees: Ahmad Gheisarian (IRI) / Amir Gheisarian (IRI)

Japan

Players		Goals / shots									Attack					Def.			Penalties			TP				
#	Surname and name	S	Tot.	%	9m	6m	Wing	7m	FB	Brk.	LD	As.	PC	E7	E2	TF	St.	C7	Bik	YC	2m		R	B		
1	NAKAMURA Takumi	S																							57:11	
9	SUGIOKA Naoki	S	1/4	25		1/1	0/3					1	1		1		1								25:33	
11	NAKAMURA Tsubasa		2/3	67	1/1	1/1					0/1	1				1									33:20	
19	TOKUDA Shinnosuke	S	1/3	33					1/1	0/2		2				1	1								22:31	
21	OKAMOTO Daisuke																								0:13	
24	KITAZUME Asumi		1/2	50		0/1				1/1		1		2	1	1									18:11	
26	YANO Seito		1/3	33			1/3							1		1						1			42:52	
27	TAMAKAWA Hiroyasu	S														1	1								17:38	
31	YOSHINO Tatsuki		5/8	63	1/2			3/3		0/2	1/1	3	3	1	1	1									34:48	
38	MIZUMACHI Kotaro	S	2/3	67	1/1					1/2		2	2			2		1				2			36:58	
39	FUJISAKA Naoki		6/9	67	1/4	1/1			2/2	2/2		1				2									25:07	
56	ARASE Ren		7/11	64	3/6	2/2	2/2	0/1				1				1	1	1							45:13	
57	NAKAOKI Nikita	S																							23:02	
67	ISHIMINE Shu	S	2/3	67			1/1		1/2													1			12:15	
68	ICHIHARA Soya		2/2	100		2/2																			20:19	
70	YAMAGUCHI Naoki		2/2	100	2/2																				4:49	
Team / bench																										
UKUPNO			32/53	60	9/16	7/8	4/9	3/4	4/5	4/9	1/2	12	6	4	3	11	4	2	0	0	0	4	0	0		

Goalkeepers		Saves / shots								
#	Surname and name	Tot.	%	9m	6m	Wing	7m	FB	Brk.	LD
1	NAKAMURA Takumi	12/34	35	2/7	6/11	1/6	1/1	1/4	1/5	
21	OKAMOTO Daisuke	0/1	0				0/1			
TOTAL		12/35	34	2/7	6/11	1/6	1/2	1/4	1/5	0/0

Coach: Antonio Gerona Salaet

Number of attacks: 60, Efficiency: 53%, Average Duration: 30.73 seconds

Attack by type of defense

	Shots	9m	6m	Wing	TF	E7	E2
On def. 6-0	24/42	9/16	7/8	4/9	11	4	3
Fastbreak	4/5				0	0	0

Defense by type

	Total	9m	6m	Wing	Stl.	C7	2m
Def. 6-0	19/35	5/12	5/11	5/6	4	2	0
Fastbreak	3/4				0	0	4

Attack with superiority / minority / goalkeeper out

	Attack				Reaction		
	Att.	Eff.	Shots	TF	FB	LD	Tot.
7 on 6 (GK out)	1	0%	0/1	0	0/0	0/0	0/0
6 on 6 (GK out)	4	25%	1/4	0	0/0	0/0	0/0
6 on 6	49	55%	27/38	11			
6 on 5	5	60%	3/5	0			
5 on 6	1	100%	1/1	0			

Player superiority / GK out counted at the end of attack (in case it changes during attack)

Defense with superiority / minority / goalkeeper out

	Attack				Reaction		
	Att.	Eff.	Shots	TF	FB	LD	Tot.
7 on 6 (GK out)	14	57%	8/10	4	0/0	1/1	1/1
6 on 6 (GK out)	3	33%	1/1	2	1/1	0/1	1/2
6 on 6	34	26%	9/20	14			
5 on 6	1	100%	1/1	0			
7 on 5 (GK out)	1	0%	0/0	1	1/1	0/0	1/1
6 on 5	7	57%	4/5	2			

Numbers show attacking numbers of opponent. Lower efficiency of opponent means better defense of this team

Jersey number Tot. Total shooting 6m 6m (line) shooting 9m 9m shooting Wng Wing shooting FB Fastbreak sh. 7m 7m penalty sh.
 Brk. Breakthrough sh. LD Long distance sh. As. Assists PC Pass clear chance E7 Earned 7m pen. TF Technical faults St. Steals
 2m 2m punishments C7. Committed 7m E2 Earned 2m pun. YC. Yellow cards R/B Red/Blue cards Blk. Blocks S Starting Line-up



29th IHF Men's World Championship 2025

Croatia • Denmark • Norway

President's Cup II, 3. round



Match Team Statistics

Match No. 96

Japan 32 - 23 Cuba

(14 - 11) (18 - 12)

26.1.2025. 15:30

Attendance: 210

Žatika Sport Centre

Referees: Ahmad Gheisarian (IRI) / Amir Gheisarian (IRI)

Shot distribution by player

9 N. Sugioka

		1/3

1 miss.

11 T. Nakamura

		2/2

1 miss.

19 S. Tokuda

0/1		

1 post 1/1 lob

24 A. Kitazume

1/1		
		0/1

26 S. Yano

	0/1	
		1/2

27 H. Tamakawa

31 T. Yoshino

		1/1
1/2	2/2	1/2

1 post

38 K. Mizumachi

		1/1
		1/2

39 N. Fujisaka

	1/2	
		1/1
1/1	1/1	2/2

2 post

56 R. Arase

3/3		1/1
1/2		
1/1	1/1	

3 post

57 N. Nakaoki

67 S. Ishimine

1/2		
		1/1

68 S. Ichihara

1/1	1/1	

70 N. Yamaguchi

1/1	1/1	

TOTAL

5/7	2/4	2/2
2/3	1/1	2/3
6/7	6/7	5/9

7 post 2 miss. 1/1 lob

Saves distribution goalkeepers

1 T. Nakamura

2/5	1/2	2/8
1/1		2/2
2/7	1/2	1/7

21 D. Okamoto

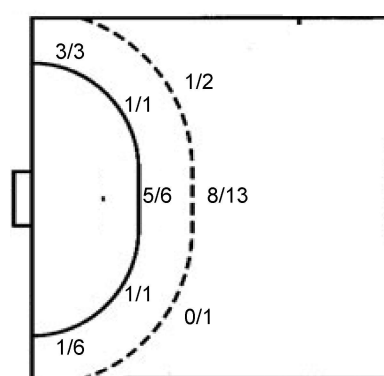
		0/1

TOTAL

2/5	1/2	2/8
1/1		2/3
2/7	1/2	1/7

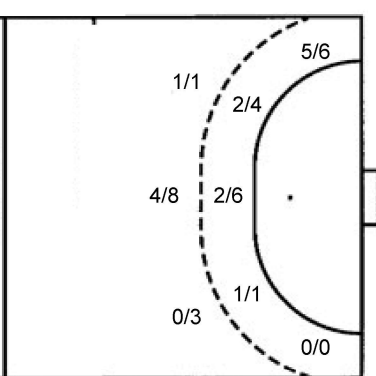
Shots by position

ATTACK



7m penalties 3/4
Fastbreak 4/5
Breakthrough 4/9
Long dist. 1/2

DEFENSE



7m penalties 1/2
Fastbreak 3/4
Breakthrough 4/6
Long dist. 0/0

Shooting statistics

Position	Goals	Sav.	Miss.	Post	Blk.	Total	%
Back (9m)	9	2	0	5	0	16	56
Line (6m)	7	1	0	0	0	8	88
Wing	4	4	1	0	0	9	44
7m penalties	3	1	0	0	0	4	75
Fastbreak	4	1	0	0	0	5	80
Breakthrough	4	3	0	2	0	9	44
Total	31	12	1	7	0	51	61

Jersey number Tot. Total shooting 6m 6m (line) shooting 9m 9m shooting Wng Wing shooting FB Fastbreak sh. 7m 7m penalty sh.
Brk. Breakthrough sh. LD Long distance sh. As. Assists PC Pass clear chance E7 Earned 7m pen. TF Technical faults St. Steals
2m 2m punishments C7. Committed 7m E2 Earned 2m pun. YC. Yellow cards R/B Red/Blue cards Blk. Blocks S Starting Line-up

Handball statistics and livescore by Toma-soft ltd (www.toma-soft.hr)



29th IHF Men's World Championship 2025

Croatia • Denmark • Norway

President's Cup II, 3. round



Match Team Statistics

Match No. 96

Japan 32 - 23 Cuba

(14 - 11) (18 - 12)

26.1.2025. 15:30

Attendance: 210

Žatika Sport Centre

Referees: Ahmad Gheisarian (IRI) / Amir Gheisarian (IRI)

Cuba

Players		Goals / shots									Attack					Def.			Penalties			TP			
#	Surname and name	S	Tot.	%	9m	6m	Wing	7m	FB	Brk.	LD	As.	PC	E7	E2	TF	St.	C7	Bik	YC	2m		R	B	
1	CALZADO MARTINEZ Adan Armando	S																							12:11
2	ALMEIDA DUQUEZNE Ronaldo Hiriam	S	2/5	40	2/5												2	3				2			39:16
7	CORDIES CASTILLO Frank Enrique	S	3/4	75	2/3					1/1		5	1				5	1							50:49
9	MINIET PÉREZ Osmani																								
10	RODRIGUEZ RODRIGUEZ Hanser Michel	S	8/12	67			5/6	1/2	2/3	0/1		1	1	1		1	1								60:00
11	MARTINEZ SELLES Christopher Jesus		1/3	33	0/1					1/2		2	4		1	1									33:37
12	NEGRET SEMANAT Esniel																	1							0:54
13	DAWKINS SANDOVAL Victor Manuel	S	3/4	75	0/1				1/1	2/2			2		1	2	1								57:01
14	VAZQUEZ LABALLI Maiko Antono		1/1	100	1/1							1			2										9:50
16	SUAREZ FIS Magnol	S													1										42:00
19	CORDIES CASTILLO Samuel Alejandro		1/2	50	0/1	1/1											2								15:36
21	RAMOS MADRIGAL Claudio Leandro		2/5	40		2/5											1								27:38
23	FREDDY Lafontan Álvarez																								0:04
27	VALIENTE SARRIA Eduardo Rayner	S	2/5	40		2/5						1		1	1	2						1			37:55
32	GARCIA RIVERA Dariel																								
91	GARCIA ABREU Adonis Jesus															3									33:09
	Team / bench															1									
	UKUPNO		23/41	56	5/12	5/11	5/6	1/2	3/4	4/6	0/0	10	8	2	3	23	3	4	0	0	0	3	0	0	

Goalkeepers		Saves / shots								
#	Surname and name	Tot.	%	9m	6m	Wing	7m	FB	Brk.	LD
1	CALZADO MARTINEZ Adan Armando	3/9	33	1/4		1/2			1/3	
12	NEGRET SEMANAT Esniel	0/1	0				0/1			
16	SUAREZ FIS Magnol	9/33	27	1/7	1/8	3/6	1/3	1/5	2/4	
	TOTAL	12/43	28	2/11	1/8	4/8	1/4	2/5	3/7	0/0

Coach: Luis Alberto Martinez Cuesta

Number of attacks: 60, Efficiency: 38%, Average Duration: 29.35 seconds

Attack by type of defense

	Shots	9m	6m	Wing	TF	E7	E2
On def. 6-0	19/35	5/12	5/11	5/6	23	2	3
Fastbreak	3/4				0	0	0

Defense by type

	Total	9m	6m	Wing	Stl.	C7	2m
Def. 6-0	24/42	9/16	7/8	4/9	3	4	0
Fastbreak	4/5				0	0	3

Attack with superiority / minority / goalkeeper out

	Attack				Reaction		
	Att.	Eff.	Shots	TF	FB	LD	Tot.
7 on 6 (GK out)	14	57%	8/10	4	0/0	1/1	1/1
6 on 6 (GK out)	3	33%	1/1	2	1/1	0/1	1/2
6 on 6	34	26%	9/20	14			
5 on 6	1	100%	1/1	0			
7 on 5 (GK out)	1	0%	0/0	1	1/1	0/0	1/1
6 on 5	7	57%	4/5	2			

Player superiority / GK out counted at the end of attack (in case it changes during attack)

Defense with superiority / minority / goalkeeper out

	Attack				Reaction		
	Att.	Eff.	Shots	TF	FB	LD	Tot.
7 on 6 (GK out)	1	0%	0/1	0	0/0	0/0	0/0
6 on 6 (GK out)	4	25%	1/4	0	0/0	0/0	0/0
6 on 6	49	55%	27/38	11			
6 on 5	5	60%	3/5	0			
5 on 6	1	100%	1/1	0			

Numbers show attacking numbers of opponent. Lower efficiency of opponent means better defense of this team

Jersey number Tot. Total shooting 6m 6m (line) shooting 9m 9m shooting Wng Wing shooting FB Fastbreak sh. 7m 7m penalty sh.
 Brk. Breakthrough sh. LD Long distance sh. As. Assists PC Pass clear chance E7 Earned 7m pen. TF Technical faults St. Steals
 2m 2m punishments C7. Committed 7m E2 Earned 2m pun. YC. Yellow cards R/B Red/Blue cards Blk. Blocks S Starting Line-up

Handball statistics and livescore by Toma-soft ltd (www.toma-soft.hr)



29th IHF Men's World Championship 2025

Croatia • Denmark • Norway

President's Cup II, 3. round



Match Team Statistics

Match No. 96

Japan 32 - 23 Cuba

(14 - 11) (18 - 12)

26.1.2025. 15:30

Attendance: 210

Žatika Sport Centre

Referees: Ahmad Gheisarian (IRI) / Amir Gheisarian (IRI)

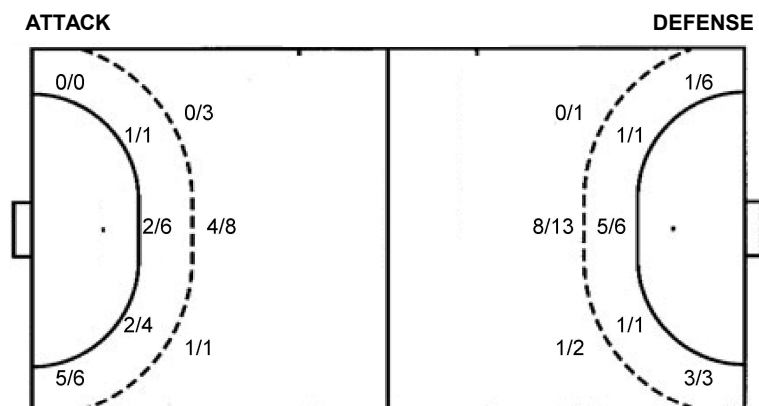
Shot distribution by player

2 R. Almeida Duquezne 1/1 1/1 2 post 1 miss.	7 F. Cordies Castillo 1/1 1/1 1/2	9 O. Miniet Pérez	10 H. Rodriguez Rodriguez 2/3 1/2 3/3 1/2 0/1	11 C. Martinez Selles 1/1 2 post	13 V. Dawkins Sandoval 1/1 1/1 1/1 1 post	14 M. Vazquez Laballi 1/1	19 S. Cordies Castillo 0/1 1/1	21 C. Ramos Madrigal 0/1 0/1 0/1 2/2	23 L. Freddy	27 E. Valiente Sarria 0/1 0/1 1/2 1/1	32 D. Garcia Rivera	91 A. Garcia Abreu	TOTAL 3/5 1/2 6/8 0/1 1/3 5/7 1/2 6/7 5 post 1 miss.
---	---	--------------------------	--	---	--	-------------------------------------	--	--	---------------------	--	----------------------------	---------------------------	---

Saves distribution goalkeepers

1 A. Calzado Martinez 1/1 0/1 1/1 0/3 1/3	12 E. Negret Semanat 0/1	16 M. Suarez Fis 2/7 1/3 0/2 1/2 0/2 1/4 1/6 3/6	TOTAL 2/7 2/4 0/2 1/3 1/3 1/7 1/7 4/9
--	------------------------------------	--	---

Shots by position



7m penalties 1/2
Fastbreak 3/4
Breakthrough 4/6
Long dist. 0/0

7m penalties 3/4
Fastbreak 4/5
Breakthrough 4/9
Long dist. 1/2

Shooting statistics

Position	Goals	Sav.	Miss.	Post	Blk.	Total	%
Back (9m)	5	2	1	4	0	12	42
Line (6m)	5	6	0	0	0	11	45
Wing	5	1	0	0	0	6	83
7m penalties	1	1	0	0	0	2	50
Fastbreak	3	1	0	0	0	4	75
Breakthrough	4	1	0	1	0	6	67
Total	23	12	1	5	0	41	56

Jersey number Tot. Total shooting 6m 6m (line) shooting 9m 9m shooting Wng Wing shooting FB Fastbreak sh. 7m 7m penalty sh.
Brk. Breakthrough sh. LD Long distance sh. As. Assists PC Pass clear chance E7 Earned 7m pen. TF Technical faults St. Steals
2m 2m punishments C7. Committed 7m E2 Earned 2m pun. YC. Yellow cards R/B Red/Blue cards Blk. Blocks S Starting Line-up



29th IHF Men's World Championship 2025

Croatia • Denmark • Norway

President's Cup II, 3. round



Match Team Statistics

Match No. 96

Japan 32 - 23 Cuba

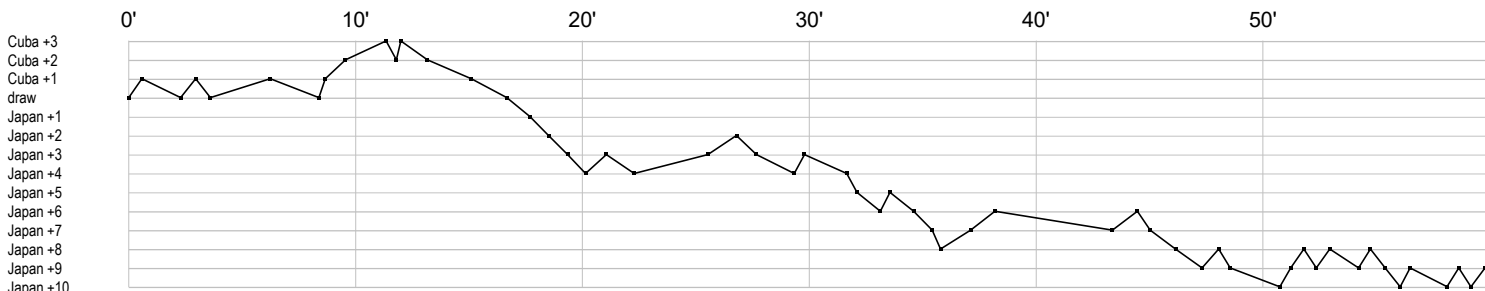
(14 - 11) (18 - 12)

26.1.2025. 15:30

Attendance: 210

Žatika Sport Centre

Referees: Ahmad Gheisarian (IRI) / Amir Gheisarian (IRI)



Japan

1 Nakamura T	r	r	sr	s	r	srr	s	rs	s	sr	r	r	sr	r	rs	r	r	s	r	s	r	rr	r	r	r	s	r	r
9 Sugioka N	f	i	p	f	f	g	ba																					
11 Nakamura T							g	a	t						g	f												
19 Tokuda S	f	a	f		a	bg																						t
21 Okamoto D																												
24 Kitazume A							f				e					g	aei	t										
26 Yano S											t	f2			e													g
27 Tamakawa H	b					t																						
31 Yoshino T					f	p	a	f	p						g	p	a	t										f
38 Mizumachi K					t	p	p	2c							g													g
39 Fujisaka N							tt																					f
56 Arase R																												g
57 Nakaoki N																												
67 Ishimine S																												2
68 Ichihara S																												
70 Yamaguchi N																												g

Cuba

1 Calzado																												s
2 Almeida																												t
7 Cordies																												c
9 Miniet Pérez																												
10 Rodriguez																												f
11 Martinez																												p
12 Negret																												b
13 Dawkins																												bp
14 Vazquez																												t
16 Suarez Fis M																												s
19 Cordies																												t
21 Ramos																												f
23 Freddy L																												g
27 Valiente																												2
32 Garcia Rivera																												f
91 Garcia Abreu																												t

In game	g	Goal scored	f	Missed shot	a	Assist	t	Technical faults	b	Steal
2 2min suspension	e	Eearned 7m	c	Committed 7m	y	Yellow card	r	Red Card	k	Blue card
i Eearned 2min.	x	Block	4	4min suspension	p	Pass for clear chance	s	Saved shot	r	Received goal