



# 29th IHF Men's World Championship 2025

Croatia • Denmark • Norway

President's Cup II, 3. round



Match Team Statistics

Match No. 95

## Bahrain 28 - 30 USA

(14 - 15) (14 - 15)

26.1.2025. 18:00

Attendance: 317

Žatika Sport Centre

Referees: Mariana Garcia (ARG) / Maria Ines Paolantoni (ARG)

### Bahrain

Players		Goals / shots										Attack				Def.			Penalties			TP			
#	Surname and name	S	Tot.	%	9m	6m	Wing	7m	FB	Brk.	LD	As.	PC	E7	E2	TF	St.	C7	Bik	YC	2m		R	B	
3	EID Ali		1/2	50	0/1	1/1							3				2								29:59
10	RABIA Mohamed		2/2	100						2/2			3	2			3								10:11
12	ISA Hesham																								25:55
14	QAMBAR Qasim	S	8/10	80		1/1	7/9										1								50:18
17	KADHEM Ahmed	S	2/3	67			2/2				0/1	1						2							42:22
19	ALI Mohamed	S																							26:02
22	ALI Husain		1/3	33			1/3								1										9:19
23	ALZAIMOOR Mujtaba		3/5	60	2/3					1/2		3				1	3								27:24
24	ABDULKARIM Abdulla																								
77	KHAMIS Jasim	S	1/3	33		1/2				0/1		1	2	1		1		1							28:20
89	ALFALAHY Sayed Mahmood																1		1						9:39
90	ABDULLA Ali Redha																	1							10:40
91	ALASHEERI Ali		1/1	100			1/1																		35:50
93	AHMED Mohamed	S	5/7	71	2/4			2/2		1/1		1					2								39:44
95	MOHAMED Mohamed	S	4/5	80	0/1					4/4		3	1		1	3									45:12
99	ALI Mohamed	S															1								29:05
	Team / bench																								
	UKUPNO		28/41	68	4/9	3/4	11/15	2/2	0/0	8/10	0/1	15	5	2	2	16	1	4	0	1	4	0	0		

Goalkeepers		Saves / shots									
#	Surname and name	Tot.	%	9m	6m	Wing	7m	FB	Brk.	LD	
12	ISA Hesham	6/19	32	2/4	1/4	0/4	1/2		2/5		
99	ALI Mohamed	9/23	39	5/7	1/4	0/3	0/1	0/2	2/5	1/1	
	TOTAL	15/42	36	7/11	2/8	0/7	1/3	0/2	4/10	1/1	

Coach: Aron Kristjasson

Number of attacks: 56, Efficiency: 50%, Average Duration: 33.88 seconds

### Attack by type of defense

	Shots	9m	6m	Wing	TF	E7	E2
On def. 6-0	26/38	4/9	3/4	11/15	16	2	2
Fastbreak	0/0				0	0	0

### Defense by type

	Total	9m	6m	Wing	Stl.	C7	2m
Def. 6-0	14/25	3/9	5/6	4/5	0	1	0
Def. 5-1	9/13	1/4	2/2	3/3	1	2	0
Def. press.	1/1	0/0	0/0	0/0	0	1	0
Fastbreak	2/2				0	0	4

### Attack with superiority / minority / goalkeeper out

	Attack				Reaction		
	Att.	Eff.	Shots	TF	FB	LD	Tot.
7 on 6 (GK out)	1	100%	1/1	0	0/0	0/0	0/0
7 on 5 (GK out)	1	100%	1/1	0	0/0	0/0	0/0
6 on 6 (GK out)	7	14%	1/3	4	0/0	2/2	2/2
6 on 5 (GK out)	1	100%	1/1	0	0/0	0/0	0/0
6 on 6	44	50%	22/32	12			
6 on 5	2	100%	2/2	0			

Player superiority / GK out counted at the end of attack (in case it changes during attack)

### Defense with superiority / minority / goalkeeper out

	Attack				Reaction		
	Att.	Eff.	Shots	TF	FB	LD	Tot.
7 on 6 (GK out)	5	20%	1/4	1	0/0	0/1	0/1
6 on 6 (GK out)	2	50%	1/2	0	0/0	0/0	0/0
6 on 6	41	51%	21/34	7			
7 on 5 (GK out)	1	100%	1/1	0	0/0	0/0	0/0
6 on 5 (GK out)	1	0%	0/1	0	0/0	0/0	0/0
6 on 5	7	86%	6/6	1			

Numbers show attacking numbers of opponent. Lower efficiency of opponent means better defense of this team

# Jersey number Tot. Total shooting 6m 6m (line) shooting 9m 9m shooting Wng Wing shooting FB Fastbreak sh. 7m 7m penalty sh.  
 Brk. Breakthrough sh. LD Long distance sh. As. Assists PC Pass clear chance E7 Earned 7m pen. TF Technical faults St. Steals  
 2m 2m punishments C7. Committed 7m E2 Earned 2m pun. YC. Yellow cards R/B Red/Blue cards Blk. Blocks S Starting Line-up



# 29th IHF Men's World Championship 2025

Croatia • Denmark • Norway

President's Cup II, 3. round



## Match Team Statistics

Match No. 95

## Bahrain 28 - 30 USA

(14 - 15) (14 - 15)

26.1.2025. 18:00

Attendance: 317

Žatika Sport Centre

Referees: Mariana Garcia (ARG) / Maria Ines Paolantoni (ARG)

### Shot distribution by player

3 A. Eid	10 M. Rabia	14 Q. Qambar	17 A. Kadhem	19 M. Ali	22 H. Ali	23 M. Alzaimoor
1/1 0/1	1/1 1/1	3/3 0/1 2/3 1/1 1/1 1/1 lob	1/1 0/1		0/1 0/1 1/1	0/1 1/1 2/2
24 A. Abdulkarim	77 J. Khamis	89 S. Alfalahi	90 A. Abdulla	91 A. Alasheeri	93 M. Ahmed	95 M. Mohamed
	1/1 0/1 1 post			1/1	1/1 2/2 1 block	0/1 1/1 1/1 2/2

### TOTAL

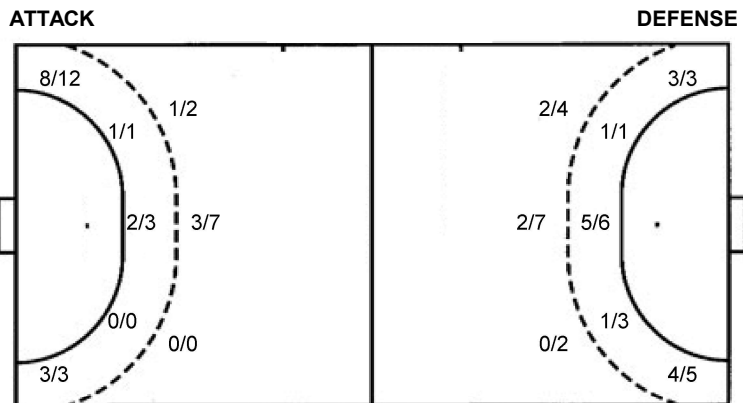
4/4	1/4	1/1
3/3	0/2	3/4
7/9	3/5	5/6

1 post 1 block 1/1 lob

### Saves distribution goalkeepers

12 H. Isa	99 M. Ali	TOTAL
0/3 0/1 2/3	0/2 2/2 0/2 0/3 1/1 2/3 1/5 0/1 3/4	0/5 2/2 0/4 0/4 2/2 4/6 3/8 0/2 4/8

### Shots by position



7m penalties 2/2  
Fastbreak 0/0  
Breakthrough 8/10  
Long dist. 0/1

7m penalties 2/4  
Fastbreak 2/2  
Breakthrough 6/10  
Long dist. 2/3

### Shooting statistics

Position	Goals	Sav.	Miss.	Post	Blk.	Total	%
Back (9m)	4	4	0	0	1	9	44
Line (6m)	3	1	0	0	0	4	75
Wing	11	4	0	0	0	15	73
7m penalties	2	0	0	0	0	2	100
Fastbreak	0	0	0	0	0	0	0
Breakthrough	8	1	0	1	0	10	80
<b>Total</b>	<b>28</b>	<b>10</b>	<b>0</b>	<b>1</b>	<b>1</b>	<b>40</b>	<b>70</b>

# Jersey number Tot. Total shooting 6m 6m (line) shooting 9m 9m shooting Wng Wing shooting FB Fastbreak sh. 7m 7m penalty sh.  
Brk. Breakthrough sh. LD Long distance sh. As. Assists PC Pass clear chance E7 Earned 7m pen. TF Technical faults St. Steals  
2m 2m punishments C7. Committed 7m E2 Earned 2m pun. YC. Yellow cards R/B Red/Blue cards Blk. Blocks S Starting Line-up

Handball statistics and livescore by Toma-soft ltd (www.toma-soft.hr)



# 29th IHF Men's World Championship 2025

Croatia • Denmark • Norway

President's Cup II, 3. round



Match Team Statistics

Match No. 95

## Bahrain 28 - 30 USA

(14 - 15) (14 - 15)

26.1.2025. 18:00

Attendance: 317

Žatika Sport Centre

Referees: Mariana Garcia (ARG) / Maria Ines Paolantoni (ARG)

### USA

Players		Goals / shots									Attack					Def.			Penalties			TP			
#	Surname and name	S	Tot.	%	9m	6m	Wing	7m	FB	Brk.	LD	As.	PC	E7	E2	TF	St.	C7	Bik	YC	2m		R	B	
1	MERKOVŠZKY Pal																								6:23
3	CORNING Sean	S	7/9	78		0/1	4/5		2/2	1/1		1			1	1	1								57:18
4	EDWARDS Benjamin Glenn																								5:28
6	STROMBERG Jonas	S	1/3	33	0/2	1/1						6	1	1				1							42:45
7	CHAN BLANCO Alexandre	S	1/4	25	0/2					1/2		1	1			1									18:03
8	SKORUPA Paul		1/2	50		0/1					1/1								1		1				34:56
9	HINES Gary														1	1									11:39
10	HUNYADI Dániel											1													0:17
11	FOFANA Aboubakar		4/9	44	3/7					1/1	0/1					1									15:32
14	HUETER Ian	S	4/7	57	1/2					3/5		6		1	2	2	2								59:36
15	HANSEN Lukas																								
16	OTTERSTROM Douglas	S										1													50:23
17	DONLIN Andrew		1/1	100		1/1										1									4:56
25	HUETER Patrick	S	4/4	100		4/4								2		1						1			55:11
33	HODDERSEN Samuel	S	7/11	64		1/2	3/3	2/4		0/1	1/1					1	1	1							57:33
34	SRSEN Domagoj																								
Team / bench																									
UKUPNO			30/50	60	4/13	7/10	7/8	2/4	2/2	6/10	2/3	16	2	4	4	9	4	2	1	0	2	0	0		

Goalkeepers		Saves / shots								
#	Surname and name	Tot.	%	9m	6m	Wing	7m	FB	Brk.	LD
1	MERKOVŠZKY Pal	0/4	0			0/2			0/2	
16	OTTERSTROM Douglas	11/35	31	4/8	1/4	4/13	0/2		1/7	1/1
TOTAL		11/39	28	4/8	1/4	4/15	0/2	0/0	1/9	1/1

Coach: Robert Hedin

Number of attacks: 57, Efficiency: 53%, Average Duration: 29.88 seconds

### Attack by type of defense

	Shots	9m	6m	Wing	TF	E7	E2
On def. 6-0	14/25	3/9	5/6	4/5	5	1	2
On def. 5-1	9/13	1/4	2/2	3/3	4	2	2
On def. press.	1/1	0/0	0/0	0/0	0	1	0
Fastbreak	2/2				0	0	0

### Defense by type

	Total	9m	6m	Wing	Stl.	C7	2m
Def. 6-0	26/38	4/9	3/4	11/15	4	2	0
Fastbreak	0/0				0	0	2

### Attack with superiority / minority / goalkeeper out

	Attack				Reaction		
	Att.	Eff.	Shots	TF	FB	LD	Tot.
7 on 6 (GK out)	5	20%	1/4	1	0/0	0/1	0/1
6 on 6 (GK out)	2	50%	1/2	0	0/0	0/0	0/0
6 on 6	41	51%	21/34	7			
7 on 5 (GK out)	1	100%	1/1	0	0/0	0/0	0/0
6 on 5 (GK out)	1	0%	0/1	0	0/0	0/0	0/0
6 on 5	7	86%	6/6	1			

Player superiority / GK out counted at the end of attack (in case it changes during attack)

### Defense with superiority / minority / goalkeeper out

	Attack				Reaction		
	Att.	Eff.	Shots	TF	FB	LD	Tot.
7 on 6 (GK out)	1	100%	1/1	0	0/0	0/0	0/0
7 on 5 (GK out)	1	100%	1/1	0	0/0	0/0	0/0
6 on 6 (GK out)	7	14%	1/3	4	0/0	2/2	2/2
6 on 5 (GK out)	1	100%	1/1	0	0/0	0/0	0/0
6 on 6	44	50%	22/32	12			
6 on 5	2	100%	2/2	0			

Numbers show attacking numbers of opponent. Lower efficiency of opponent means better defense of this team

# Jersey number Tot. Total shooting 6m 6m (line) shooting 9m 9m shooting Wng Wing shooting FB Fastbreak sh. 7m 7m penalty sh.  
 Brk. Breakthrough sh. LD Long distance sh. As. Assists PC Pass clear chance E7 Earned 7m pen. TF Technical faults St. Steals  
 2m 2m punishments C7. Committed 7m E2 Earned 2m pun. YC. Yellow cards R/B Red/Blue cards Blk. Blocks S Starting Line-up

Handball statistics and livescore by Toma-soft ltd (www.toma-soft.hr)



# 29th IHF Men's World Championship 2025

Croatia • Denmark • Norway

President's Cup II, 3. round



## Match Team Statistics

Match No. 95

## Bahrain 28 - 30 USA

(14 - 15) (14 - 15)

26.1.2025. 18:00

Attendance: 317

Žatika Sport Centre

Referees: Mariana Garcia (ARG) / Maria Ines Paolantoni (ARG)

### Shot distribution by player

#### 3 S. Corning

		1/1
1/1		
3/3		1/1

2 miss. 1/1 lob

#### 4 B. Edwards


#### 6 J. Stromberg

1/1	0/1	0/1

#### 7 A. Chan Blanco

		0/2
	1/1	

1 miss.

#### 8 P. Skorupa

	1/1	
0/1		

#### 9 G. Hines


#### 10 D. Hunyadi


#### 11 A. Fofana

2/2	0/1	
		1/1
1/2	2/2	0/2

1 miss.

#### 14 I. Hueter

1/1		
1/1	0/1	1/1
		1/3

#### 15 L. Hansen


#### 17 A. Donlin

		1/1

#### 25 P. Hueter

1/1	1/1	
1/1		1/1

#### 33 S. Hoddersen

2/2	0/1	3/3
	1/1	0/1
0/1	1/1	

1 miss.

#### 34 D. Srsen


### TOTAL

5/5	0/2	4/4
4/4	3/5	2/6
5/8	2/2	4/8

5 miss. 1/1 lob

### Saves distribution goalkeepers

#### 1 P. Merkovszky

0/1		
0/1		0/1
0/1		

#### 16 D. Otterstrom

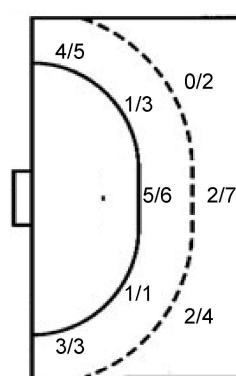
0/3	3/4	0/1
0/2	2/2	1/3
2/8	2/5	1/6

#### TOTAL

0/4	3/4	0/1
0/3	2/2	1/4
2/9	2/5	1/6

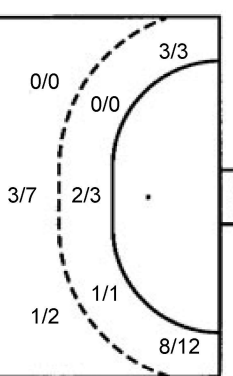
### Shots by position

#### ATTACK



7m penalties 2/4  
Fastbreak 2/2  
Breakthrough 6/10  
Long dist. 2/3

#### DEFENSE



7m penalties 2/2  
Fastbreak 0/0  
Breakthrough 8/10  
Long dist. 0/1

### Shooting statistics

Position	Goals	Sav.	Miss.	Post	Blk.	Total	%
Back (9m)	4	7	2	0	0	13	31
Line (6m)	7	2	1	0	0	10	70
Wing	7	0	1	0	0	8	88
7m penalties	2	1	1	0	0	4	50
Fastbreak	2	0	0	0	0	2	100
Breakthrough	6	4	0	0	0	10	60
<b>Total</b>	<b>28</b>	<b>14</b>	<b>5</b>	<b>0</b>	<b>0</b>	<b>47</b>	<b>60</b>

# Jersey number Tot. Total shooting 6m 6m (line) shooting 9m 9m shooting Wng Wing shooting FB Fastbreak sh. 7m 7m penalty sh.  
Brk. Breakthrough sh. LD Long distance sh. As. Assists PC Pass clear chance E7 Earned 7m pen. TF Technical faults St. Steals  
2m 2m punishments C7. Committed 7m E2 Earned 2m pun. YC. Yellow cards R/B Red/Blue cards Blk. Blocks S Starting Line-up

Handball statistics and livescore by Toma-soft ltd (www.toma-soft.hr)



# 29th IHF Men's World Championship 2025

Croatia • Denmark • Norway

President's Cup II, 3. round



## Match Team Statistics

Match No. 95

## Bahrain 28 - 30 USA

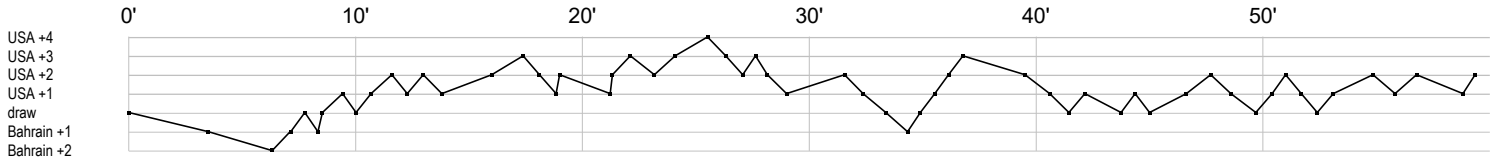
(14 - 15) (14 - 15)

26.1.2025. 18:00

Attendance: 317

Žatika Sport Centre

Referees: Mariana Garcia (ARG) / Maria Ines Paolantoni (ARG)



### Bahrain

3 Eid A	g	t	a	a	f	a	t2								
10 Rabia M	a	t	p	g	p	g	a	a	t	t					
12 Isa H	r	s	r	r	s	s	r	r	s	r	r	r	r	r	r
14 Qambar Q	f	gf	g	g	bg	g	g	g	g	g	g	g			
17 Kadhem A	g	a	f	g	c2	c	c								
19 Ali M															
22 Ali H	g	f	e	f											
23 Alzaimoor M	y	a	f	a	g	t	g	g	t	i	a	t			f
24 Abdulkarim A															
77 Khamis J	p	ap	f	t	g	f	2	e							
89 Alfalahi S															
90 Abdulla A				t	c										
91 Alasheeri A							g								
93 Ahmed M	f	f	f	2	g	tg	g	g	t	a	g				
95 Mohamed M	t	g	t	g	gi	a	p	f	a	g	a	t			
99 Ali M	s	s	s	r	r	r	r	s	r	r	s	r	r		

### USA

1 Merkovszky P	r	r	r	r															
3 Corning S	t	f	g	g	g	bg	f	g	ai	g	g	g	g						
4 Edwards B																			
6 Stromberg J	f	p	a	a	g	a	f	a	a					a	c				
7 Chan Blanco	f	f	f	a	f									g					
8 Skorupa P	x	g	2	f															
9 Hines G									t	i									
10 Hunyadi D				a															
11 Fofana A	t	g	g	f	g	g	f	f	g	f									
14 Hueter I	t	fab	a	a	i	g	a	f	f	g	g	a	ei	a	b	t	g		
15 Hansen L																			
16 Otterstrom D	s	rs	rs	rs	r	r	r	rs	r	r	s	rr	r	r	s	rs	r	r	s
17 Donlin A														g	t				
25 Hueter P	g	e	t	g	g	g	2	e											
33 Hoddersen S	f	f	g	g	t	c	g	g	g	f	bg	g							
34 Srsen D																			

In game	<b>g</b> Goal scored	<b>f</b> Missed shot	<b>a</b> Assist	<b>t</b> Technical faults	<b>b</b> Steal
<b>2</b> 2min suspension	<b>e</b> Earned 7m	<b>c</b> Committed 7m	<b>y</b> Yellow card	<b>r</b> Red Card	<b>k</b> Blue card
<b>i</b> Earned 2min.	<b>x</b> Block	<b>4</b> 4min suspension	<b>p</b> Pass for clear chance	<b>s</b> Saved shot	<b>r</b> Received goal