



29th IHF Men's World Championship 2025

Croatia • Denmark • Norway

Main Round III, 3. round



Match Team Statistics

Match No. 90

Spain 25 - 26 Brazil

(13 - 14) (12 - 12)

26.1.2025. 18:00

Attendance: 4878

Unity Arena

Referees: Bojan Lah (SLO) / David Sok (SLO)

Spain

#	Surname and name	S	Goals / shots								Attack					Def.			Penalties			TP				
			Tot.	%	9m	6m	Wing	7m	FB	Brk.	LD	As.	PC	E7	E2	TF	St.	C7	Bik	YC	2m		R	B		
1	PEREZ DE VARGAS MORENO Gonzalo																								0:11	
7	GURRI AREGAY Jan	S	3/8	38	3/8										2	2				2	1	2				54:43
8	CASADO MARCELO Agustin		1/3	33	0/1										1	1		1								14:41
9	TARRAFETA SERRANO Ian	S	0/2	0	0/1															1						7:07
10	DUJSHEBAEV DOVICHEBAEVA Alex																									
14	SOLE SALA Ferran																									19:11
15	CIKUSA I JELICIC Petar		4/6	67	4/6										4	4	1			3						23:00
18	GARCIANDIA ALUSTIZA Imanol	S	3/5	60	1/3										3	1										30:04
20	SERDIO GUNTIN Abel																1			1						28:49
25	HERNANDEZ FERRER Sergey	S																								56:09
34	ALVAREZ DOMINGUEZ Carlos	S	2/3	67			1/1																			39:58
37	ROMERO HOLGUÍN Victor		4/6	67		3/5									1								2			38:04
51	SÁNCHEZ MIGALLÓN NARANJO Miguel	S																		1	2	1		2		18:30
70	FERNANDEZ JIMENEZ Daniel		2/5	40			0/1	1/3																		34:06
78	CIKUSA I JELICIC Djordje		3/9	33	0/4					2/2	1/3									2	1			1		29:44
80	BARRUFET TORREBEJANO Ian	S	3/5	60			2/3	0/1			1/1												1			25:43
	Team / bench																									
	UKUPNO		25/52	48	8/23	3/5	3/5	1/4	5/6	5/9	0/0	11	8	4	2	7	2	5	3	1	2	0	0			

#	Surname and name	Saves / shots								
		Tot.	%	9m	6m	Wing	7m	FB	Brk.	LD
1	PEREZ DE VARGAS MORENO Gonzalo	0/1	0				0/1			
25	HERNANDEZ FERRER Sergey	13/37	35	7/15	3/5	0/1	0/4	0/4	2/7	1/1
	TOTAL	13/38	34	7/15	3/5	0/1	0/5	0/4	2/7	1/1

Coach: **Jordi Ribera Romans**

Number of attacks: 56, Efficiency: 45%, Average Duration: 29.54 seconds

Attack by type of defense

	Shots	9m	6m	Wing	TF	E7	E2
On def. 6-0	18/40	8/23	3/4	2/4	6	3	2
On def. 5-1	1/2	0/0	0/1	1/1	1	1	0
Fastbreak	5/6				0	0	0

Defense by type

	Total	9m	6m	Wing	Stl.	C7	2m
Def. 6-0	8/15	6/12	2/3	0/0	0	2	0
Def. 5-1	7/18	2/8	0/2	1/2	2	3	0
Def. 4-2	1/1	0/0	0/0	0/0	0	0	0
Def. press.	0/1	0/0	0/1	0/0	0	0	0
Fastbreak	4/4				0	0	2

Attack with superiority / minority / goalkeeper out

	Attack				Reaction		
	Att.	Eff.	Shots	TF	FB	LD	Tot.
7 on 6 (GK out)	3	33%	1/2	1	0/0	0/0	0/0
6 on 6 (GK out)	2	50%	1/2	0	0/0	1/2	1/2
6 on 6	46	43%	20/41	5			
6 on 5	5	60%	3/4	1			

Player superiority / GK out counted at the end of attack (in case it changes during attack)

Defense with superiority / minority / goalkeeper out

	Attack				Reaction		
	Att.	Eff.	Shots	TF	FB	LD	Tot.
7 on 6 (GK out)	1	0%	0/1	0	0/0	0/0	0/0
6 on 6 (GK out)	2	50%	1/2	0	0/0	0/0	0/0
6 on 6	46	46%	21/33	13			
5 on 6	2	50%	1/2	0			
6 on 5 (GK out)	1	100%	1/1	0	0/0	0/0	0/0
6 on 5	3	67%	2/3	0			

Numbers show attacking numbers of opponent. Lower efficiency of opponent means better defense of this team

Jersey number Tot. Total shooting 6m 6m (line) shooting 9m 9m shooting Wng Wing shooting FB Fastbreak sh. 7m 7m penalty sh.
 Brk. Breakthrough sh. LD Long distance sh. As. Assists PC Pass clear chance E7 Earned 7m pen. TF Technical faults St. Steals
 2m 2m punishments C7. Committed 7m E2 Earned 2m pun. YC. Yellow cards R/B Red/Blue cards Blk. Blocks S Starting Line-up



29th IHF Men's World Championship 2025

Croatia • Denmark • Norway

Main Round III, 3. round



Match Team Statistics

Match No. 90

Spain 25 - 26 Brazil

(13 - 14) (12 - 12)

26.1.2025. 18:00

Attendance: 4878

Unity Arena

Referees: Bojan Lah (SLO) / David Sok (SLO)

Shot distribution by player

7 J. Gurri Aregay

	1/1	0/1
0/1		1/2
		1/1

1 post 1 miss.

8 A. Casado Marcelo

1/2	0/1	

9 I. Tarrafeta Serrano

1 miss. 1 block

10 A. Dujšhebaev Dovichebaeva

14 F. Sole Sala

15 P. Cikusa I Jelicic

		2/2
		1/1
1/1		

1 miss. 1 block

18 I. Garciandia Alustiza

	0/1	
		0/1
2/2		1/1

20 A. Serdio Guntin

34 C. Alvarez Dominguez

		2/2

1 miss.

37 V. Romero Holguín

0/1		1/1
2/2		

1/2 lob

51 M. Sánchez Migallón Naranjo

70 D. Fernandez Jimenez

		0/1
		0/1
1/1	1/1	

1 post

78 D. Cikusa I Jelicic

1/2		1/1
		1/1
0/2	0/1	

1 miss. 1 block

80 I. Barrufet Torrebejano

	1/1	
		2/3

1 miss.

TOTAL

1/2	2/3	3/5
0/2		4/7
7/10	1/3	6/7

2 post 6 miss. 3 block 1/2 lob

Saves distribution goalkeepers

1 G. Perez de Vargas Moreno

		0/1

25 S. Hernandez Ferrer

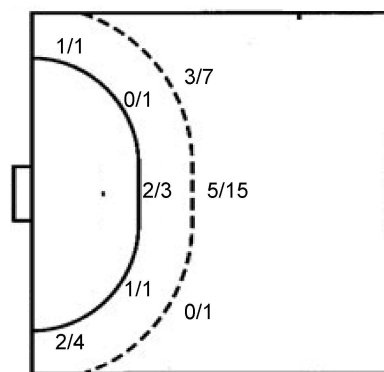
2/2	1/1	0/6
1/2	2/2	2/4
1/4	2/5	2/11

TOTAL

2/2	1/1	0/7
1/2	2/2	2/4
1/4	2/5	2/11

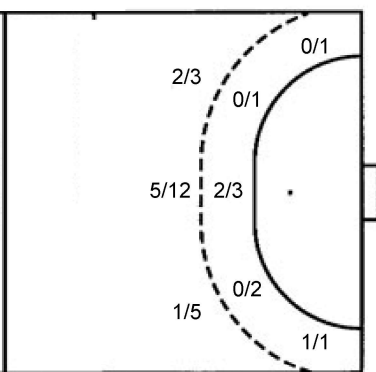
Shots by position

ATTACK



7m penalties 1/4
Fastbreak 5/6
Breakthrough 5/9
Long dist. 0/0

DEFENSE



7m penalties 5/5
Fastbreak 4/4
Breakthrough 5/7
Long dist. 1/2

Shooting statistics

Position	Goals	Sav.	Miss.	Post	Blk.	Total	%
Back (9m)	8	8	3	1	3	23	35
Line (6m)	3	2	0	0	0	5	60
Wing	3	1	1	0	0	5	60
7m penalties	1	2	0	1	0	4	25
Fastbreak	5	0	1	0	0	6	83
Breakthrough	5	3	1	0	0	9	56
Total	25	16	6	2	3	52	48

Jersey number Tot. Total shooting 6m 6m (line) shooting 9m 9m shooting Wng Wing shooting FB Fastbreak sh. 7m 7m penalty sh.
Brk. Breakthrough sh. LD Long distance sh. As. Assists PC Pass clear chance E7 Earned 7m pen. TF Technical faults St. Steals
2m 2m punishments C7. Committed 7m E2 Earned 2m pun. YC. Yellow cards R/B Red/Blue cards Blk. Blocks S Starting Line-up

Handball statistics and livescore by Toma-soft ltd (www.toma-soft.hr)



29th IHF Men's World Championship 2025

Croatia • Denmark • Norway

Main Round III, 3. round



Match Team Statistics

Match No. 90

Spain 25 - 26 Brazil

(13 - 14) (12 - 12)

26.1.2025. 18:00

Attendance: 4878

Unity Arena

Referees: Bojan Lah (SLO) / David Sok (SLO)

Brazil

#	Surname and name	S	Goals / shots								Attack					Def.			Penalties			TP											
			Tot.	%	9m	6m	Wing	7m	FB	Brk.	LD	As.	PC	E7	E2	TF	St.	C7	Bik	YC	2m		R	B									
7	MATOS SANTOS Joel Felipe Rodrigues	S	3/4	75			0/1			2/2				1/1																			48:28
15	ALVES MONTE DA SILVA Leandro		0/1	0	0/1																												4:59
16	DA ROSA Rangel																																4:11
26	MONTE DA SILVA Hugo Bryan	S	5/9	56	5/8									0/1		2	2	1	1	1					1	1						48:06	
27	DA SILVA Marcos Antonio	S	1/1	100						1/1							1	1	1	2												49:16	
37	LANGARO Haniel		1/2	50	1/2											1				2												17:04	
47	PINHEIRO DA SILVA Renan Iziquiel																								2	1						22:29	
57	LIMA DE CARVALHO Vinicios Angelo		2/5	40	1/4					1/1										1	1											22:54	
75	DA SILVA BARROS Denys Alessandro	S	3/5	60	1/2					2/3							1			1												24:09	
77	HACKBARTH Rudolph		6/6	100				1/1	5/5								1			1												9:53	
80	OLIVEIRA Edney	S	2/3	67		2/3														2												37:42	
88	BORGES Guilherme		1/4	25		0/2				1/1									1	1												26:36	
94	FILHO Acacio		1/2	50		0/1				1/1						1			1													11:39	
95	RODRIGUES Gustavo	S	1/4	25	0/3					1/1						3			1													30:52	
97	MARTINS NASCIMENTO Mateus Cristian	S														2																52:22	
99	DUPOUX Jean-Pierre																								1							9:20	
	Team / bench																																
	UKUPNO		26/46	57	8/20	2/6	1/2	5/5	4/4	5/7	1/2					9	5	5	2	13	2	4	3	0	3	0	0						

#	Surname and name	Saves / shots								
		Tot.	%	9m	6m	Wing	7m	FB	Brk.	LD
16	DA ROSA Rangel	2/4	50				2/2		0/2	
97	MARTINS NASCIMENTO Mateus Cristian	14/37	38	8/16	2/5	1/4	0/1	0/5	3/6	
	TOTAL	16/41	39	8/16	2/5	1/4	2/3	0/5	3/8	0/0

Coach: Marcus Ricardo Oliveira

Number of attacks: 55, Efficiency: 47%, Average Duration: 35.33 seconds

Attack by type of defense

	Shots	9m	6m	Wing	TF	E7	E2
On def. 6-0	8/15	6/12	2/3	0/0	4	2	0
On def. 5-1	7/18	2/8	0/2	1/2	9	3	2
On def. 4-2	1/1	0/0	0/0	0/0	0	0	0
On def. press.	0/1	0/0	0/1	0/0	0	0	0
Fastbreak	4/4				0	0	0

Defense by type

	Total	9m	6m	Wing	Stl.	C7	2m
Def. 6-0	18/40	8/23	3/4	2/4	1	3	0
Def. 5-1	1/2	0/0	0/1	1/1	1	1	0
Fastbreak	5/6				0	0	3

Attack with superiority / minority / goalkeeper out

	Attack				Reaction			
	Att.	Eff.	Shots	TF	FB	LD	Tot.	
7 on 6 (GK out)	1	0%	0/1	0	0/0	0/0	0/0	
6 on 6 (GK out)	2	50%	1/2	0	0/0	0/0	0/0	
6 on 6	46	46%	21/33	13				
5 on 6	2	50%	1/2	0				
6 on 5 (GK out)	1	100%	1/1	0	0/0	0/0	0/0	
6 on 5	3	67%	2/3	0				

Player superiority / GK out counted at the end of attack (in case it changes during attack)

Defense with superiority / minority / goalkeeper out

	Attack				Reaction		
	Att.	Eff.	Shots	TF	FB	LD	Tot.
7 on 6 (GK out)	3	33%	1/2	1	0/0	0/0	0/0
6 on 6 (GK out)	2	50%	1/2	0	0/0	1/2	1/2
6 on 6	46	43%	20/41	5			
6 on 5	5	60%	3/4	1			

Numbers show attacking numbers of opponent. Lower efficiency of opponent means better defense of this team

Jersey number Tot. Total shooting 6m 6m (line) shooting 9m 9m shooting Wng Wing shooting FB Fastbreak sh. 7m 7m penalty sh.
 Brk. Breakthrough sh. LD Long distance sh. As. Assists PC Pass clear chance E7 Earned 7m pen. TF Technical faults St. Steals
 2m 2m punishments C7. Committed 7m E2 Earned 2m pun. YC. Yellow cards R/B Red/Blue cards Blk. Blocks S Starting Line-up



29th IHF Men's World Championship 2025

Croatia • Denmark • Norway

Main Round III, 3. round



Match Team Statistics

Match No. 90

Spain 25 - 26 Brazil

(13 - 14) (12 - 12)

26.1.2025. 18:00

Attendance: 4878

Unity Arena

Referees: Bojan Lah (SLO) / David Sok (SLO)

Shot distribution by player

7 J. Matos Santos

	1/1	
		2/2

1 post

15 L. Alves Monte Da Silva

1 block

26 H. Monte Da Silva

0/1		2/2
		1/1
	1/1	1/2

1 miss. 1 block

27 M. Da Silva

1/1		

37 H. Langaro

	0/1	
1/1		

47 R. Pinheiro Da Silva

57 V. Lima De Carvalho

		1/1
	0/1	1/1

1 miss. 1 block

75 D. Da Silva Barros

1/2		0/1
	1/1	1/1

77 R. Hackbarth

		2/2
1/1	1/1	2/2

80 E. Oliveira

		1/1
		1/1

1 miss.

88 G. Borges

	0/1	0/1
	0/1	1/1

94 A. Filho

		1/1
		0/1

95 G. Rodrigues

0/1	0/1	
		1/1
0/1		

99 J. Dupoux

TOTAL

0/2	0/1	7/7
1/2	1/3	2/4
3/4	3/5	9/11

1 post 3 miss. 3 block

Saves distribution goalkeepers

16 R. Da Rosa

	0/1	1/1
0/1		1/1

97 M. Martins Nascimento


1/2	1/2	1/4
2/2		3/7
3/9	2/3	0/6

TOTAL

1/2	1/3	2/5
2/2		3/7
3/10	2/3	1/7


Shots by position

ATTACK



7m penalties 5/5
Fastbreak 4/4
Breakthrough 5/7
Long dist. 1/2

DEFENSE



7m penalties 1/4
Fastbreak 5/6
Breakthrough 5/9
Long dist. 0/0

Shooting statistics

Position	Goals	Sav.	Miss.	Post	Blk.	Total	%
Back (9m)	8	7	2	0	3	20	40
Line (6m)	2	3	1	0	0	6	33
Wing	1	0	0	1	0	2	50
7m penalties	5	0	0	0	0	5	100
Fastbreak	4	0	0	0	0	4	100
Breakthrough	5	2	0	0	0	7	71
Total	25	12	3	1	3	44	57

Jersey number Tot. Total shooting 6m 6m (line) shooting 9m 9m shooting Wng Wing shooting FB Fastbreak sh. 7m 7m penalty sh.
Brk. Breakthrough sh. LD Long distance sh. As. Assists PC Pass clear chance E7 Earned 7m pen. TF Technical faults St. Steals
2m 2m punishments C7. Committed 7m E2 Earned 2m pun. YC. Yellow cards R/B Red/Blue cards Blk. Blocks S Starting Line-up

Handball statistics and livescore by Toma-soft ltd (www.toma-soft.hr)

