



# 29th IHF Men's World Championship 2025

Croatia • Denmark • Norway

President's Cup I, 3. round



Match Team Statistics

Match No. 87

## Guinea 28 - 40 Poland

(13 - 21) (15 - 19)

25.1.2025. 18:00

Attendance: 356

Žatika Sport Centre

Referees: Denis Bolic (AUT) / Christoph Hurich (AUT)

### Guinea

Players		Goals / shots									Attack					Def.			Penalties			TP			
#	Surname and name	S	Tot.	%	9m	6m	Wing	7m	FB	Brk.	LD	As.	PC	E7	E2	TF	St.	C7	Blk	YC	2m	R	B		
7	SISSOKO Sambou																								2:33
10	BARADJI Omar																								
15	SIDIBE Modibo	S	4/5	80		4/5								2	2	1									31:46
17	PASQUET Lilian	S	8/10	80	7/8	1/1				0/1			1			3			1						40:52
19	CORCHER Adjiri Yven		4/5	80	1/2					3/3			1		1	2									37:19
21	DIALLO Sireoumar	S	2/3	67	1/2	1/1																			27:57
24	DOISEL Fenotina Bryan		3/4	75			0/1	2/2		1/1					1				1			1			46:38
27	SAWADOGO Victor Vendependga		1/1	100						1/1						1									8:28
28	TOURE Boubou	S	1/8	13	1/8								2	1		2		2							47:31
29	PITRE Jordan Florent	S	1/3	33	1/2	0/1							1			1									5:22
70	SYLLA Mohamed Lamine		0/1	0		0/1																			18:06
77	EPONOUH David Michee	S	1/5	20	1/4					0/1			2	1		2									40:10
94	JABEA NJO Bryan Alex	S																							14:45
95	PIERRE Rubens															1									41:26
97	LEBON Theo		3/3	100			1/1		2/2							1									54:03
98	CAMARA Mohamed Fanboy																								3:04
	Team / bench																								
	UKUPNO		28/48	58	12/26	6/9	1/2	2/2	2/2	5/7	0/0	6	3	3	3	14	0	3	1	0	1	0	0		

Goalkeepers		Saves / shots								
#	Surname and name	Tot.	%	9m	6m	Wing	7m	FB	Brk.	LD
94	JABEA NJO Bryan Alex	1/11	9	0/2	0/2	0/2	1/1	0/2	0/2	
95	PIERRE Rubens	12/38	32	2/6	2/12	3/4	0/2	0/6	5/8	
98	CAMARA Mohamed Fanboy	0/4	0	0/1	0/2			0/1		
	TOTAL	13/53	25	2/9	2/16	3/6	1/3	0/9	5/10	0/0

Coach: Kevin Willy Decaux

Number of attacks: 58, Efficiency: 48%, Average Duration: 35.24 seconds

### Attack by type of defense

	Shots	9m	6m	Wing	TF	E7	E2
On def. 6-0	24/44	12/26	6/9	1/2	14	3	3
Fastbreak	2/2				0	0	0

### Defense by type

	Total	9m	6m	Wing	Stl.	C7	2m
Def. 6-0	27/45	6/13	13/15	3/6	0	3	0
Def. 5-1	2/2	1/1	1/1	0/0	0	0	0
Fastbreak	9/9				0	0	1

### Attack with superiority / minority / goalkeeper out

	Attack				Reaction		
	Att.	Eff.	Shots	TF	FB	LD	Tot.
7 on 6 (GK out)	1	0%	0/0	1	1/1	0/0	1/1
6 on 6	47	47%	22/36	11			
6 on 5	9	67%	6/7	2			
5 on 6	1	0%	0/1	0			

Player superiority / GK out counted at the end of attack (in case it changes during attack)

### Defense with superiority / minority / goalkeeper out

	Attack				Reaction		
	Att.	Eff.	Shots	TF	FB	LD	Tot.
7 on 6 (GK out)	1	0%	0/1	0	0/0	0/0	0/0
6 on 6 (GK out)	5	80%	4/4	1	1/1	0/0	1/1
6 on 6	49	67%	33/46	3			
5 on 6	2	100%	2/2	0			
6 on 5	2	50%	1/1	1			

Numbers show attacking numbers of opponent. Lower efficiency of opponent means better defense of this team

# Jersey number Tot. Total shooting 6m 6m (line) shooting 9m 9m shooting Wng Wing shooting FB Fastbreak sh. 7m 7m penalty sh.  
 Brk. Breakthrough sh. LD Long distance sh. As. Assists PC Pass clear chance E7 Earned 7m pen. TF Technical faults St. Steals  
 2m 2m punishments C7. Committed 7m E2 Earned 2m pun. YC. Yellow cards R/B Red/Blue cards Blk. Blocks S Starting Line-up



# 29th IHF Men's World Championship 2025

Croatia • Denmark • Norway

President's Cup I, 3. round



## Match Team Statistics

Match No. 87

## Guinea 28 - 40 Poland

(13 - 21) (15 - 19)

25.1.2025. 18:00

Attendance: 356

Žatika Sport Centre

Referees: Denis Bolic (AUT) / Christoph Hurich (AUT)

### Shot distribution by player

#### 7 S. Sissoko


#### 10 O. Baradji


#### 15 M. Sidibe

1/1	1/1	
2/2		

0/1 lob

#### 17 L. Pasquet

1/1		1/1
1/2		1/1
1/1	1/1	2/2

1 post

#### 19 A. Corcher

2/2		
1/1		1/1

1 block

#### 21 S. Diallo

0/1	1/1	
	1/1	

#### 24 F. Doisel

1/1	1/1	1/2

#### 27 V. Sawadogo

		1/1

#### 28 B. Toure

1/2		
		0/1

1 post 2 miss. 2 block

#### 29 J. Pitre

	0/2	
1/1		

#### 70 M. Sylla

		0/1

#### 77 D. Eponouh

		1/1

2 post 1 miss. 1 block

#### 97 T. Lebon

1/1		
	1/1	1/1

#### TOTAL

7/8	2/2	2/4
1/3	2/4	2/2
5/5	2/2	5/6

4 post 3 miss. 4 block 0/1 lob

### Saves distribution goalkeepers

#### 94 B. Jabea Njo

0/1	0/2	
		0/1
1/4		0/3

#### 95 R. Pierre

0/3	0/1	3/6
1/3	1/1	2/3
0/7	3/6	1/7

#### 98 M. Camara

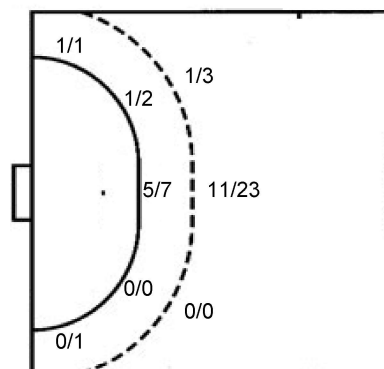
		0/1
0/1		0/2

#### TOTAL

0/4	0/3	3/7
1/3	1/1	2/4
1/12	3/6	1/12

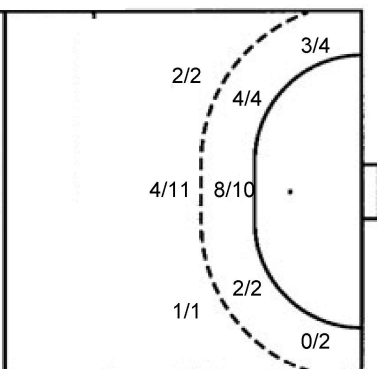
### Shots by position

#### ATTACK



7m penalties	2/2
Fastbreak	2/2
Breakthrough	5/7
Long dist.	0/0

#### DEFENSE



7m penalties	2/3
Fastbreak	9/9
Breakthrough	5/11
Long dist.	0/0

### Shooting statistics

Position	Goals	Sav.	Miss.	Post	Blk.	Total	%
Back (9m)	12	5	3	2	4	26	46
Line (6m)	6	3	0	0	0	9	67
Wing	1	1	0	0	0	2	50
7m penalties	2	0	0	0	0	2	100
Fastbreak	2	0	0	0	0	2	100
Breakthrough	5	0	0	2	0	7	71
<b>Total</b>	<b>28</b>	<b>9</b>	<b>3</b>	<b>4</b>	<b>4</b>	<b>48</b>	<b>58</b>

# Jersey number Tot. Total shooting 6m 6m (line) shooting 9m 9m shooting Wng Wing shooting FB Fastbreak sh. 7m 7m penalty sh.  
 Brk. Breakthrough sh. LD Long distance sh. As. Assists PC Pass clear chance E7 Earned 7m pen. TF Technical faults St. Steals  
 2m 2m punishments C7. Committed 7m E2 Earned 2m pun. YC. Yellow cards R/B Red/Blue cards Blk. Blocks S Starting Line-up

Handball statistics and livescore by Toma-soft ltd (www.toma-soft.hr)



# 29th IHF Men's World Championship 2025

Croatia • Denmark • Norway

President's Cup I, 3. round



Match Team Statistics

Match No. 87

## Guinea 28 - 40 Poland

(13 - 21) (15 - 19)

25.1.2025. 18:00

Attendance: 356

Žatika Sport Centre

Referees: Denis Bolic (AUT) / Christoph Hurich (AUT)

### Poland

#	Surname and name	S	Goals / shots								Attack					Def.			Penalties				TP							
			Tot.	%	9m	6m	Wing	7m	FB	Brk.	LD	As.	PC	E7	E2	TF	St.	C7	Bik	YC	2m	R		B						
2	PRZYTUŁA Damian		1/4	25	1/3										4	3					1	1								29:31
4	JEDRASZCZYK Piotr	S	0/1	0					0/1						1															12:38
5	OLEJNICZAK Michał	S	2/3	67	1/2	1/1									2		1													14:20
8	BIS Bartłomiej		6/7	86		6/7											1	1	1	1	1				3		1		37:08	
11	PATEREK Paweł		5/8	63	1/2										2	1	1													31:16
12	PIETRASIK Ariel	S	4/5	80	3/4	1/1									2															35:20
19	CZUWARA Jan	S	4/4	100		1/1	2/2			1/1																				32:05
20	ADAMSKI Kamil		5/9	56	1/3	1/1		2/2						1							1	1								32:26
26	MARCINIAK Marek		2/3	67				0/1		2/2																				22:37
28	GEBALA Maciej		1/2	50		1/2															1									33:25
44	CZAPLINSKI Mikolaj		7/8	88		2/2	1/2		4/4												1									25:33
46	WOJDAN Mateusz	S	0/1	0				0/1																						29:04
60	LIGARZEWSKI Kacper														1															18:26
75	JASTRZEBSKI Marcel	S													1															19:21
93	ROGULSKI Łukasz	S	3/4	75		1/1			2/2	0/1											1									27:57
94	MORAWSKI Adam																													18:53
	Team / bench																													
	UKUPNO		40/59	68	7/14	14/16	3/6	2/3	9/9	5/11	0/0				16	4	3	1	5	6	2	4	0	4	0	0				

#	Surname and name	Saves / shots								
		Tot.	%	9m	6m	Wing	7m	FB	Brk.	LD
60	LIGARZEWSKI Kacper	2/10	20	1/4		1/2	0/2		0/2	
75	JASTRZEBSKI Marcel	6/14	43	4/8	2/4			0/1	0/1	
94	MORAWSKI Adam	1/12	8	0/5	1/5				0/2	
	TOTAL	9/36	25	5/17	3/9	1/2	0/2	0/1	0/5	0/0

Coach: Marcin Lijewski

Number of attacks: 59, Efficiency: 68%, Average Duration: 26.34 seconds

### Attack by type of defense

	Shots	9m	6m	Wing	TF	E7	E2
On def. 6-0	27/45	6/13	13/15	3/6	4	3	1
On def. 5-1	2/2	1/1	1/1	0/0	1	0	0
Fastbreak	9/9				0	0	0

### Defense by type

	Total	9m	6m	Wing	Stl.	C7	2m
Def. 6-0	24/44	12/26	6/9	1/2	6	2	0
Fastbreak	2/2				0	0	4

### Attack with superiority / minority / goalkeeper out

	Attack				Reaction		
	Att.	Eff.	Shots	TF	FB	LD	Tot.
7 on 6 (GK out)	1	0%	0/1	0	0/0	0/0	0/0
6 on 6 (GK out)	5	80%	4/4	1	1/1	0/0	1/1
6 on 6	49	67%	33/46	3			
5 on 6	2	100%	2/2	0			
6 on 5	2	50%	1/1	1			

Player superiority / GK out counted at the end of attack (in case it changes during attack)

### Defense with superiority / minority / goalkeeper out

	Attack				Reaction		
	Att.	Eff.	Shots	TF	FB	LD	Tot.
7 on 6 (GK out)	1	0%	0/0	1	1/1	0/0	1/1
6 on 6	47	47%	22/36	11			
6 on 5	9	67%	6/7	2			
5 on 6	1	0%	0/1	0			

Numbers show attacking numbers of opponent. Lower efficiency of opponent means better defense of this team

# Jersey number Tot. Total shooting 6m 6m (line) shooting 9m 9m shooting Wng Wing shooting FB Fastbreak sh. 7m 7m penalty sh.  
 Brk. Breakthrough sh. LD Long distance sh. As. Assists PC Pass clear chance E7 Earned 7m pen. TF Technical faults St. Steals  
 2m 2m punishments C7. Committed 7m E2 Earned 2m pun. YC. Yellow cards R/B Red/Blue cards Bik. Blocks S Starting Line-up



# 29th IHF Men's World Championship 2025

Croatia • Denmark • Norway

President's Cup I, 3. round



## Match Team Statistics

Match No. 87

## Guinea 28 - 40 Poland

(13 - 21) (15 - 19)

25.1.2025. 18:00

Attendance: 356

Žatika Sport Centre

Referees: Denis Bolic (AUT) / Christoph Hurich (AUT)

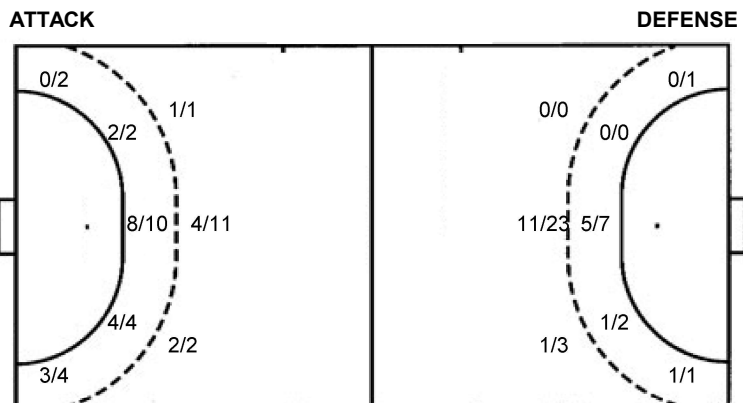
### Shot distribution by player

<b>2 D. Przytuła</b> 0/1 1 miss, 1 block	<b>4 P. Jedraszczyk</b> 0/1	<b>5 M. Olejniczak</b> 1/1 1/1 1 post	<b>8 B. Bis</b> 1/2 3/3 1/1 1/1	<b>11 P. Paterek</b> 2/2 2/2 1/2 1 post 1 miss.	<b>12 A. Pietrasik</b> 1/1 1/1 1 miss.	<b>19 J. Czuwara</b> 1/1 2/2 1 post 3 miss. 1 block 0/1 lob
<b>20 K. Adamski</b> 2/2 0/1 1/1 0/1 2/3	<b>26 M. Marciniak</b> 0/1 1/1 1/1 0/1 lob	<b>28 M. Gebala</b> 1/1 0/1	<b>44 M. Czaplinski</b> 1/2 2/2 2/2	<b>46 M. Wojdan</b> 0/1	<b>93 Ł. Rogulski</b> 1/1 0/1 1/1	<b>TOTAL</b> 4/4 3/3 4/7 2/3 0/1 2/4 11/12 3/6 11/12

### Saves distribution goalkeepers

<b>60 K. Ligarzewski</b> 1/3 0/1 1/3 0/1 0/1	<b>75 M. Jastrzębski</b> 0/1 0/1 1/1 2/2 2/3 0/1 0/2 1/3	<b>94 A. Morawski</b> 0/4 0/1 0/1 0/3 0/2	<b>TOTAL</b> 1/8 0/2 2/4 2/3 2/3 0/2 0/5 0/2 1/6
--	---	---	---

### Shots by position



7m penalties 2/3  
Fastbreak 9/9  
Breakthrough 5/11  
Long dist. 0/0

7m penalties 2/2  
Fastbreak 2/2  
Breakthrough 5/7  
Long dist. 0/0

### Shooting statistics

Position	Goals	Sav.	Miss.	Post	Blk.	Total	%
Back (9m)	7	2	3	1	1	14	50
Line (6m)	14	2	0	0	0	16	88
Wing	3	3	0	0	0	6	50
7m penalties	2	1	0	0	0	3	67
Fastbreak	9	0	0	0	0	9	100
Breakthrough	5	5	0	1	0	11	45
<b>Total</b>	<b>40</b>	<b>13</b>	<b>3</b>	<b>2</b>	<b>1</b>	<b>59</b>	<b>68</b>

# Jersey number Tot. Total shooting 6m 6m (line) shooting 9m 9m shooting Wng Wing shooting FB Fastbreak sh. 7m 7m penalty sh.  
Brk. Breakthrough sh. LD Long distance sh. As. Assists PC Pass clear chance E7 Earned 7m pen. TF Technical faults St. Steals  
2m 2m punishments C7. Committed 7m E2 Earned 2m pun. YC. Yellow cards R/B Red/Blue cards Blk. Blocks S Starting Line-up

Handball statistics and livescore by Toma-soft ltd (www.toma-soft.hr)



# 29th IHF Men's World Championship 2025

Croatia • Denmark • Norway

President's Cup I, 3. round



## Match Team Statistics

Match No. 87

# Guinea 28 - 40 Poland

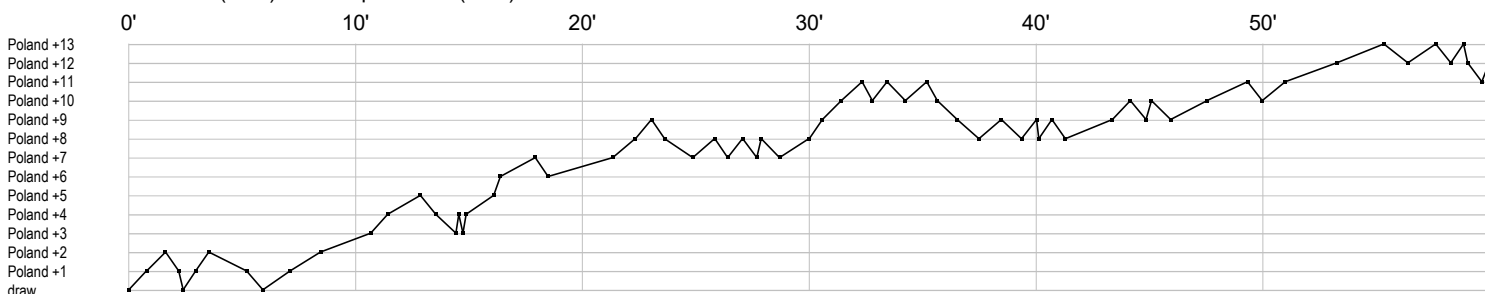
(13 - 21) (15 - 19)

25.1.2025. 18:00

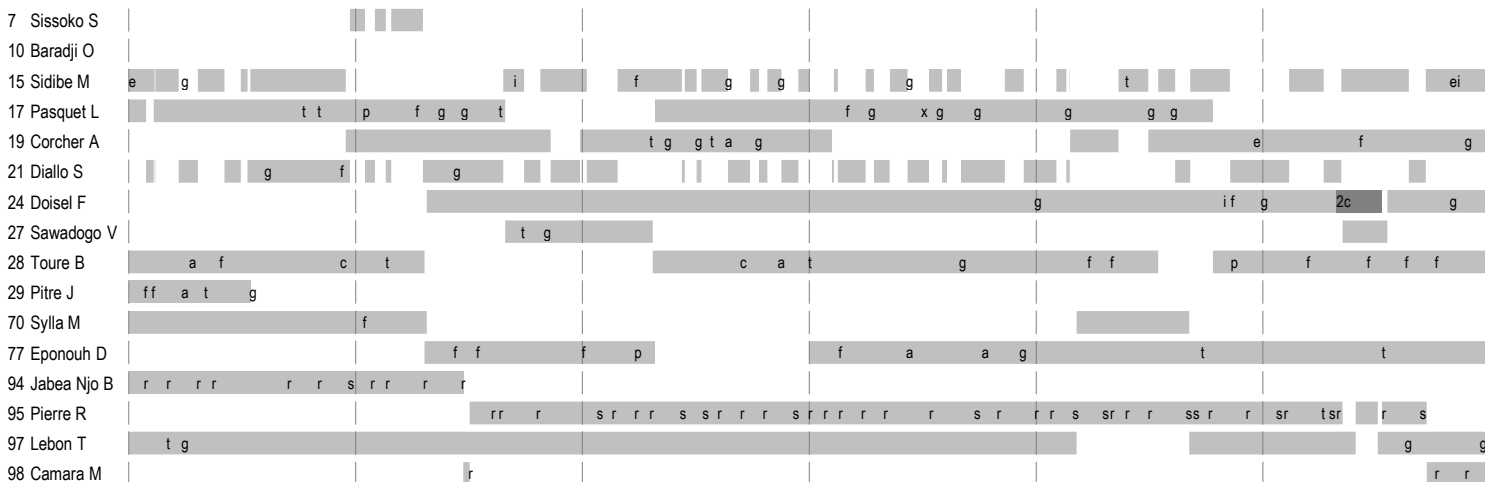
Attendance: 356

Žatika Sport Centre

Referees: Denis Bolic (AUT) / Christoph Hurich (AUT)



### Guinea



### Poland



In game	g Goal scored	f Missed shot	a Assist	t Technical faults	b Steal
2 2min suspension	e Earned 7m	c Committed 7m	y Yellow card	r Red Card	k Blue card
i Earned 2min.	x Block	4 4min suspension	p Pass for clear chance	s Saved shot	r Received goal