



# 29th IHF Men's World Championship 2025

Croatia • Denmark • Norway

Main Round III, 2. round



Match Team Statistics

Match No. 73

## Sweden 24 - 27 Brazil

(9 - 14) (15 - 13)

24.1.2025. 18:00

Attendance: 5831

Unity Arena

Referees: Amar Konjicanin (BIH) / Dino Konjicanin (BIH)

### Sweden

#	Surname and name	S	Goals / shots									Attack				Def.			Penalties			TP					
			Tot.	%	9m	6m	Wing	7m	FB	Brk.	LD	As.	PC	E7	E2	TF	St.	C7	Blk	YC	2m		R	B			
2	CARLSBOGARD Jonathan	S	6/10	60	2/4						1/1	2/4	1/1		2	1			2	1		1					58:02
6	MÖLLER Felix	S	1/1	100							1/1					1	1			1		2			1	21:05	
10	EKBERG Niclas		2/3	67		1/1		1/2						2						1						30:23	
12	PALICKA Andreas	S																								39:30	
13	KARLSSON Sebastian	S	1/2	50				1/1		0/1										1						28:03	
15	WANNE Hampus	S	0/2	0			0/1	0/1												2						30:00	
16	THULIN Tobias																									18:26	
22	PELLAS Lucas		0/1	0		0/1								1				1		1						29:23	
23	LAGERGREN Albin	S	2/6	33					0/1	2/5				2		1	1	2	2	1			1			44:05	
24	GOTTFRIDSSON Jim	S	5/8	63	1/3					4/5				6	5	1	2	2	1		1					39:14	
28	EDVARDSSON Jonathan		0/2	0					0/1	0/1								1								3:33	
29	SVENSSON ASPENBÄCK Edwin Nils																										
33	SANDELL Lukas		4/5	80	1/2					3/3								2								17:41	
35	NILSSON Andreas		2/2	100		2/2																				13:01	
42	JOHANSSON Eric		1/4	25	1/4									1				2								20:47	
45	FORSELL SCHEFVERT Olle		0/1	0								0/1						1			1					26:47	
	Team / bench																										
	UKUPNO		24/47	51	5/13	3/3	1/3	1/3	2/5	11/18	1/2			13	8	3	4	12	7	4	5	0	1	1	0		

#	Surname and name	Saves / shots								
		Tot.	%	9m	6m	Wing	7m	FB	Brk.	LD
12	PALICKA Andreas	7/27	26	3/9	1/4	1/3	1/3	1/3	0/5	
16	THULIN Tobias	3/10	30	0/4		1/2	1/1	1/1	0/2	
	TOTAL	10/37	27	3/13	1/4	2/5	2/4	2/4	0/7	0/0

Coach: Michael Apelgren

Number of attacks: 58, Efficiency: 41%, Average Duration: 27.84 seconds

### Attack by type of defense

	Shots	9m	6m	Wing	TF	E7	E2
On def. 6-0	12/23	4/10	2/2	1/3	8	2	2
On def. 5-1	8/14	1/3	1/1	0/0	4	1	2
Fastbreak	2/5				0	0	0

### Defense by type

	Total	9m	6m	Wing	Stl.	C7	2m
Def. 6-0	21/33	10/17	3/5	3/5	6	4	0
Def. 5-1	1/3	0/1	0/1	0/0	0	0	0
Def. press.	1/1	0/0	0/0	0/0	1	0	0
Fastbreak	2/4				0	0	1

### Attack with superiority / minority / goalkeeper out

	Attack				Reaction		
	Att.	Eff.	Shots	TF	FB	LD	Tot.
6 on 6 (GK out)	2	100%	2/2	0	0/0	0/0	0/0
6 on 6	48	44%	21/40	8			
6 on 5	8	13%	1/4	4			

Player superiority / GK out counted at the end of attack (in case it changes during attack)

### Defense with superiority / minority / goalkeeper out

	Attack				Reaction		
	Att.	Eff.	Shots	TF	FB	LD	Tot.
7 on 6 (GK out)	1	0%	0/0	1	0/0	1/2	1/2
6 on 6 (GK out)	4	25%	1/2	2	0/0	0/0	0/0
6 on 6	47	49%	23/34	13			
5 on 6	1	100%	1/1	0			
6 on 5	4	50%	2/4	0			

Numbers show attacking numbers of opponent. Lower efficiency of opponent means better defense of this team

# Jersey number Tot. Total shooting 6m 6m (line) shooting 9m 9m shooting Wng Wing shooting FB Fastbreak sh. 7m 7m penalty sh.  
 Brk. Breakthrough sh. LD Long distance sh. As. Assists PC Pass clear chance E7 Earned 7m pen. TF Technical faults St. Steals  
 2m 2m punishments C7 Committed 7m E2 Earned 2m pun. YC Yellow cards R/B Red/Blue cards Blk. Blocks S Starting Line-up

Handball statistics and livescore by Toma-soft ltd (www.toma-soft.hr)



# 29th IHF Men's World Championship 2025

Croatia • Denmark • Norway

Main Round III, 2. round



## Match Team Statistics

Match No. 73

## Sweden 24 - 27 Brazil

(9 - 14) (15 - 13)

24.1.2025. 18:00

Attendance: 5831

Unity Arena

Referees: Amar Konjicanin (BIH) / Dino Konjicanin (BIH)

## Shot distribution by player

### 2 J. Carlsbogard

3/4		1/2
	1/1	0/1
1/2		

### 6 F. Möller

1/1		

### 10 N. Ekberg

		0/1
1/1		1/1

### 13 S. Karlsson

		1/1
0/1		

### 15 H. Wanne

0/1	0/1	

### 22 L. Pellas

0/1		

### 23 A. Lagergren

0/3		1/1
	1/2	

### 24 J. Gottfridsson

1/1		1/2
2/3	1/1	

1 post

### 28 J. Edvardsson

		0/1

1 miss.

### 29 E. Svensson Aspenbäck


### 33 L. Sandell

1/1		
0/1	2/2	1/1

### 35 A. Nilsson

		1/1
1/1		

### 42 E. Johansson

0/2		
		1/2

### 45 O. Forsell Scheffert


1 miss.

## TOTAL

4/6	0/1	2/3
1/8	1/1	3/7
6/9	4/5	3/4

1 post 2 miss.

## Saves distribution goalkeepers

### 12 A. Palicka

1/2	0/2	1/5
1/1	0/1	1/2
1/5	0/4	2/5

### 16 T. Thulin

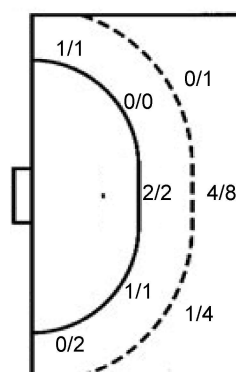
0/1		1/3
1/3		1/3

## TOTAL

1/2	0/2	1/5
1/2	0/1	2/5
2/8	0/4	3/8

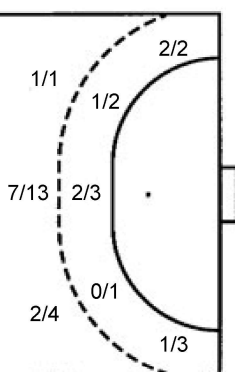
## Shots by position

### ATTACK



7m penalties 1/3  
Fastbreak 2/5  
Breakthrough 11/18  
Long dist. 1/2

### DEFENSE



7m penalties 2/4  
Fastbreak 2/4  
Breakthrough 7/8  
Long dist. 0/1

## Shooting statistics

Position	Goals	Sav.	Miss.	Post	Blk.	Total	%
Back (9m)	5	7	0	1	0	13	38
Line (6m)	3	0	0	0	0	3	100
Wing	1	2	0	0	0	3	33
7m penalties	1	2	0	0	0	3	33
Fastbreak	2	3	0	0	0	5	40
Breakthrough	11	6	1	0	0	18	61
<b>Total</b>	<b>23</b>	<b>20</b>	<b>1</b>	<b>1</b>	<b>0</b>	<b>45</b>	<b>51</b>

# Jersey number Tot. Total shooting 6m 6m (line) shooting 9m 9m shooting Wng Wing shooting FB Fastbreak sh. 7m 7m penalty sh.  
Brk. Breakthrough sh. LD Long distance sh. As. Assists PC Pass clear chance E7 Earned 7m pen. TF Technical faults St. Steals  
2m 2m punishments C7. Committed 7m E2 Earned 2m pun. YC. Yellow cards R/B Red/Blue cards Blk. Blocks S Starting Line-up

Handball statistics and livescore by Toma-soft ltd (www.toma-soft.hr)



# 29th IHF Men's World Championship 2025

Croatia • Denmark • Norway

Main Round III, 2. round



## Match Team Statistics

Match No. 73

## Sweden 24 - 27 Brazil

(9 - 14) (15 - 13)

24.1.2025. 18:00

Attendance: 5831

Unity Arena

Referees: Amar Konjicanin (BIH) / Dino Konjicanin (BIH)

### Brazil

Players		Goals / shots									Attack					Def.			Penalties				TP		
#	Surname and name	S	Tot.	%	9m	6m	Wing	7m	FB	Brk.	LD	As.	PC	E7	E2	TF	St.	C7	Blk	YC	2m	R	B		
7	MATOS SANTOS Joel Felipe Rodrigues		1/1	100			1/1																		10:45
14	PETRUS Thiagus												1			1		2							29:30
15	ALVES MONTE DA SILVA Leandro																								0:46
16	DA ROSA Rangel	S																							55:55
26	MONTE DA SILVA Hugo Bryan	S	4/6	67	4/6										1	4							1		34:03
27	DA SILVA Marcos Antonio		2/2	100			1/1			1/1															18:10
37	LANGARO Haniel		4/5	80	3/4					1/1		3	1	1		3							1		27:37
57	LIMA DE CARVALHO Vinicios Angelo		1/2	50	1/2								1	1		3	1							1	24:02
75	DA SILVA BARROS Denys Alessandro	S	3/4	75	2/2					1/2		1	1	1		1									27:49
77	HACKBARTH Rudolph	S	1/5	20			0/2	1/2	0/1			1													41:16
80	OLIVEIRA Edney	S	3/6	50		2/4			1/2								1								38:54
88	BORGES Guilherme		3/4	75		1/2			1/1	1/1				1			1								23:58
94	FILHO Acacio		1/2	50	0/1					1/1		1													7:30
95	RODRIGUES Gustavo	S	2/5	40	0/3					2/2		3	2			4	1								32:55
97	MARTINS NASCIMENTO Mateus Cristian																								0:26
99	DUPOUX Jean-Pierre	S	2/4	50			1/1	1/2			0/1						1								46:24
	Team / bench																								
	UKUPNO		27/46	59	10/18	3/6	3/5	2/4	2/4	7/8	0/1	9	6	4	1	16	4	3	0	1	3	1	0		

Goalkeepers		Saves / shots								
#	Surname and name	Tot.	%	9m	6m	Wing	7m	FB	Brk.	LD
16	DA ROSA Rangel	20/42	48	7/12	0/3	2/3	2/2	3/5	6/17	
97	MARTINS NASCIMENTO Mateus Cristian	0/1	0				0/1			
	TOTAL	20/43	47	7/12	0/3	2/3	2/3	5/5	6/17	0/0

Coach: Marcus Ricardo Oliveira

Number of attacks: 57, Efficiency: 47%, Average Duration: 34.58 seconds

### Attack by type of defense

	Shots	9m	6m	Wing	TF	E7	E2
On def. 6-0	21/33	10/17	3/5	3/5	13	4	1
On def. 5-1	1/3	0/1	0/1	0/0	2	0	0
On def. press.	1/1	0/0	0/0	0/0	1	0	0
Fastbreak	2/4				0	0	0

### Defense by type

	Total	9m	6m	Wing	Stl.	C7	2m
Def. 6-0	12/23	4/10	2/2	1/3	4	2	0
Def. 5-1	8/14	1/3	1/1	0/0	0	1	0
Fastbreak	2/5				0	0	3

### Attack with superiority / minority / goalkeeper out

	Attack				Reaction		
	Att.	Eff.	Shots	TF	FB	LD	Tot.
7 on 6 (GK out)	1	0%	0/0	1	0/0	1/2	1/2
6 on 6 (GK out)	4	25%	1/2	2	0/0	0/0	0/0
6 on 6	47	49%	23/34	13			
5 on 6	1	100%	1/1	0			
6 on 5	4	50%	2/4	0			

Player superiority / GK out counted at the end of attack (in case it changes during attack)

### Defense with superiority / minority / goalkeeper out

	Attack				Reaction		
	Att.	Eff.	Shots	TF	FB	LD	Tot.
6 on 6 (GK out)	2	100%	2/2	0	0/0	0/0	0/0
6 on 6	48	44%	21/40	8			
6 on 5	8	13%	1/4	4			

Numbers show attacking numbers of opponent. Lower efficiency of opponent means better defense of this team

# Jersey number Tot. Total shooting 6m 6m (line) shooting 9m 9m shooting Wng Wing shooting FB Fastbreak sh. 7m 7m penalty sh.  
 Brk. Breakthrough sh. LD Long distance sh. As. Assists PC Pass clear chance E7 Earned 7m pen. TF Technical faults St. Steals  
 2m 2m punishments C7. Committed 7m E2 Earned 2m pun. YC. Yellow cards R/B Red/Blue cards Blk. Blocks S Starting Line-up



# 29th IHF Men's World Championship 2025

Croatia • Denmark • Norway

Main Round III, 2. round



## Match Team Statistics

Match No. 73

## Sweden 24 - 27 Brazil

(9 - 14) (15 - 13)

24.1.2025. 18:00

Attendance: 5831

Unity Arena

Referees: Amar Konjicanin (BIH) / Dino Konjicanin (BIH)

## Shot distribution by player

7 J. Matos Santos

		1/1

14 T. Petrus


15 L. Alves Monte Da Silva


26 H. Monte Da Silva

		1/1
	1/1	2/3

1 block

27 M. Da Silva

1/1	1/1	

37 H. Langaro

1/1		1/1
	1/1	
	1/1	

1 block

57 V. Lima De Carvalho

1/1		

1 block

75 D. Da Silva Barros

		1/1
		2/2

1 miss.

77 R. Hackbarth

		0/1
0/1		0/1
1/2		

80 E. Oliveira

		1/1
	1/1	1/3

1 post

88 G. Borges

	1/1	
2/2		

1 miss.

94 A. Filho

		1/1
0/1		

95 G. Rodrigues

0/1		1/1
1/1		

1 miss. 1 block

99 J. Dupoux

	1/1	
		0/1
1/1		

1 block

## TOTAL

1/2	2/2	4/5
1/2	1/1	3/5
6/8	4/4	5/8

1 post 3 miss. 5 block

## Saves distribution goalkeepers

16 R. Da Rosa

2/6	1/1	1/3
7/8		4/7
3/9	1/5	1/3

97 M. Martins Nascimento

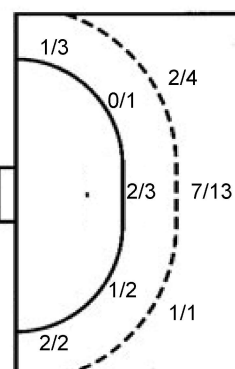
		0/1

## TOTAL

2/6	1/1	1/3
7/8		4/7
3/9	1/5	1/4

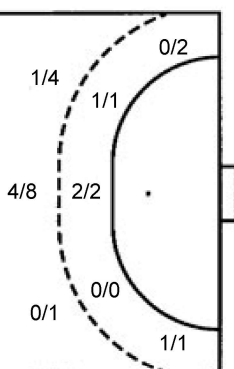
## Shots by position

### ATTACK



7m penalties	2/4
Fastbreak	2/4
Breakthrough	7/8
Long dist.	0/1

### DEFENSE



7m penalties	1/3
Fastbreak	2/5
Breakthrough	11/18
Long dist.	1/2

## Shooting statistics

Position	Goals	Sav.	Miss.	Post	Blk.	Total	%
Back (9m)	10	3	1	0	4	18	56
Line (6m)	3	1	1	1	0	6	50
Wing	3	2	0	0	0	5	60
7m penalties	2	2	0	0	0	4	50
Fastbreak	2	2	0	0	0	4	50
Breakthrough	7	0	1	0	0	8	88
<b>Total</b>	<b>27</b>	<b>10</b>	<b>3</b>	<b>1</b>	<b>4</b>	<b>45</b>	<b>60</b>

# Jersey number Tot. Total shooting 6m 6m (line) shooting 9m 9m shooting Wng Wing shooting FB Fastbreak sh. 7m 7m penalty sh.  
 Brk. Breakthrough sh. LD Long distance sh. As. Assists PC Pass clear chance E7 Earned 7m pen. TF Technical faults St. Steals  
 2m 2m punishments C7. Committed 7m E2 Earned 2m pun. YC. Yellow cards R/B Red/Blue cards Blk. Blocks S Starting Line-up

Handball statistics and livescore by Toma-soft ltd (www.toma-soft.hr)

