



29th IHF Men's World Championship 2025

Croatia • Denmark • Norway

Main Round II, 2. round



Match Team Statistics

Match No. 70

North Macedonia 39 - 34 Qatar

(21 - 17) (18 - 17)

23.1.2025. 15:30

Attendance: 500

Varaždin Arena

Referees: Ignacio Garcia (ESP) / Andreu Marin Lorente (ESP)

Shot distribution by player

4 M. Velkovski

1/1		

1 miss.

9 I. Gjorgiev

		1/1

10 M. Mitev

	1/1	
	1/1	
2/2		1/1

1 post 1 block

17 N. Markoski

	1/1	
	1/1	1/1

18 F. Kuzmanovski

0/1		1/1
0/1		0/1
1/2	1/1	3/3

19 N. Kostaski

2/2		1/1
	1/1	
1/1		

1 post

33 Z. Peshevski

		1/1
1/1		4/4

34 T. Jagurinoski

2/2		

36 M. Lazarevski

1/1		
0/1		
1/1	1/1	1/1

1 post

38 I. Djonov

1/1	1/1	

42 M. Stojkovikj

		1/1

55 P. Atanasijevikj

	1/2	1/1

77 M. Serafimov

0/1		
	0/1	1/1

1 miss.

88 P. Atanasijevikj

TOTAL

5/7	2/2	3/3
0/2	3/3	0/1
8/9	4/6	14/14

3 post 2 miss. 1 block

Saves distribution goalkeepers

1 N. Mitrevski

0/3	2/4	
2/2		0/1
0/2		1/5

20 M. Kizikj

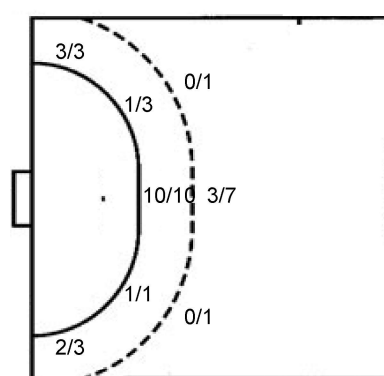
1/4	1/5	0/2
	2/2	
2/10	1/2	3/6

TOTAL

1/7	3/9	0/2
2/2	2/2	0/1
2/12	1/2	4/11

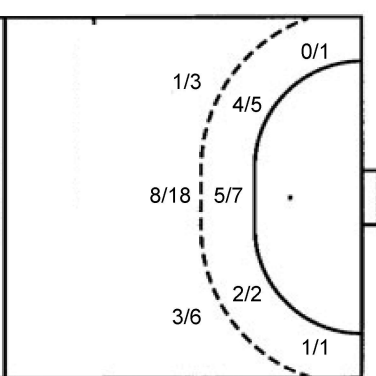
Shots by position

ATTACK



7m penalties 2/3
Fastbreak 6/7
Breakthrough 8/10
Long dist. 3/4

DEFENSE



7m penalties 0/0
Fastbreak 3/3
Breakthrough 6/7
Long dist. 1/1

Shooting statistics

Position	Goals	Sav.	Miss.	Post	Blk.	Total	%
Back (9m)	3	3	1	1	1	9	33
Line (6m)	12	1	0	1	0	14	86
Wing	5	1	0	0	0	6	83
7m penalties	2	1	0	0	0	3	67
Fastbreak	6	0	0	1	0	7	86
Breakthrough	8	2	0	0	0	10	80
Total	36	8	1	3	1	49	73

Jersey number Tot. Total shooting 6m 6m (line) shooting 9m 9m shooting Wng Wing shooting FB Fastbreak sh. 7m 7m penalty sh.
Brk. Breakthrough sh. LD Long distance sh. As. Assists PC Pass clear chance E7 Earned 7m pen. TF Technical faults St. Steals
2m 2m punishments C7. Committed 7m E2 Earned 2m pun. YC. Yellow cards R/B Red/Blue cards Blk. Blocks S Starting Line-up

Handball statistics and livescore by Toma-soft ltd (www.toma-soft.hr)



29th IHF Men's World Championship 2025

Croatia • Denmark • Norway

Main Round II, 2. round



Match Team Statistics

North Macedonia 39 - 34 Qatar

23.1.2025. 15:30

Match No. 70

(21 - 17) (18 - 17)

Attendance: 500

Varaždin Arena

Referees: Ignacio Garcia (ESP) / Andreu Marin Lorente (ESP)

Qatar

#	Surname and name	S	Goals / shots								Attack				Def.			Penalties				TP						
			Tot.	%	9m	6m	Wing	7m	FB	Brk.	LD	As.	PC	E7	E2	TF	St.	C7	Blk	YC	2m		R	B				
1	MARKOVIC Zarko	S	3/8	38	1/6							2/2		2														33:54
9	CAPOTE Rafael																								1			15:07
10	MARZO Frankis	S	12/20	60	7/15	1/1				1/1	3/3		4	2		3	2											29:21
11	AHMAD MURAD Abdulrazzaq	S	1/1	100																								28:48
13	MEMISEVIC Eldar		3/4	75	2/2	1/1							1			1												16:13
16	ALIHODZIC Irhad																											21:56
17	NOWRADDINE DENGUIR Amir		1/2	50	0/1							1/1																5:09
24	SINEN Wajdi	S												1			3								2			18:22
28	AISSA Nidhal	S	3/3	100		1/1	1/1			1/1																		52:52
37	SAMI Yassine		1/1	100		1/1																						8:48
41	ALTAIEB ALI Youssef		4/7	57		4/7										1	1								1			39:41
44	GUEHIS Amine	S	1/1	100		1/1							2					1	1	1						1		22:03
88	HEIBA Moustafa		4/5	80	2/3	2/2							3	2			4											40:55
93	AYED Hamdi		1/2	50			0/1			1/1						1										1		30:00
94	ZAKKAR Ameen																									1		27:03
98	SULIJAKOVIC Anadin	S																										29:48
	Team / bench																											
	UKUPNO		34/54	63	12/27	11/14	1/2	0/0	3/3	6/7	1/1		13	4	0	5	12	2	3	1	0	6	1	0				

#	Surname and name	Saves / shots								
		Tot.	%	9m	6m	Wing	7m	FB	Brk.	LD
16	ALIHODZIC Irhad	5/15	33	2/3	1/3	0/2	1/1		1/6	
98	SULIJAKOVIC Anadin	3/28	11	1/3	0/10	1/4	0/2	0/5	1/4	
	TOTAL	8/43	19	3/6	1/13	1/6	1/3	0/5	2/10	0/0

Coach: Veselin Vujovic

Number of attacks: 61, Efficiency: 56%, Average Duration: 31.67 seconds

Attack by type of defense

	Shots	9m	6m	Wing	TF	E7	E2
On def. 6-0	30/49	12/26	11/14	1/2	12	0	5
On def. 5-1	0/1	0/1	0/0	0/0	0	0	0
Fastbreak	3/3				0	0	0

Defense by type

	Total	9m	6m	Wing	Stl.	C7	2m
Def. 6-0	28/39	3/9	12/14	5/6	2	3	0
Fastbreak	6/7				0	0	6

Attack with superiority / minority / goalkeeper out

	Attack				Reaction		
	Att.	Eff.	Shots	TF	FB	LD	Tot.
7 on 6 (GK out)	8	50%	4/7	1	0/0	1/2	1/2
6 on 6 (GK out)	7	57%	4/6	1	1/1	1/1	2/2
6 on 6	32	53%	17/24	8			
5 on 6	1	100%	1/1	0			
6 on 5 (GK out)	2	50%	1/2	0	0/0	0/0	0/0
6 on 5	9	67%	6/8	1			
5 on 5	2	50%	1/1	1			

Player superiority / GK out counted at the end of attack (in case it changes during attack)

Defense with superiority / minority / goalkeeper out

	Attack				Reaction		
	Att.	Eff.	Shots	TF	FB	LD	Tot.
6 on 6 (GK out)	4	50%	2/3	1	0/0	1/1	1/1
6 on 5 (GK out)	4	50%	2/3	1	0/0	0/0	0/0
6 on 6	38	66%	25/31	7			
6 on 5	11	64%	7/9	2			
5 on 6	1	100%	1/1	0			
5 on 5	2	100%	2/2	0			

Numbers show attacking numbers of opponent. Lower efficiency of opponent means better defense of this team

Jersey number Tot. Total shooting 6m 6m (line) shooting 9m 9m shooting Wng Wing shooting FB Fastbreak sh. 7m 7m penalty sh.
 Brk. Breakthrough sh. LD Long distance sh. As. Assists PC Pass clear chance E7 Earned 7m pen. TF Technical faults St. Steals
 2m 2m punishments C7. Committed 7m E2 Earned 2m pun. YC. Yellow cards R/B Red/Blue cards Blk. Blocks S Starting Line-up



29th IHF Men's World Championship 2025

Croatia • Denmark • Norway

Main Round II, 2. round



Match Team Statistics

Match No. 70

North Macedonia 39 - 34 Qatar

(21 - 17) (18 - 17)

23.1.2025. 15:30

Attendance: 500

Varaždin Arena

Referees: Ignacio Garcia (ESP) / Andreu Marin Lorente (ESP)

Shot distribution by player

1 Z. Markovic

2/3	0/1	
	0/1	
		1/1

2 block

9 R. Capote

10 F. Marzo

1/1	1/1	
0/1	0/1	1/1
5/6	1/1	3/6

1 post 1 miss.

11 A. Ahmad Murad

		1/1

13 E. Memisevic

2/2		
1/1		

1 miss.

17 A. Nowraddine

		1/1
	0/1	

24 W. Sinen

28 N. Aissa

	1/1	
1/1		1/1

37 Y. Sami

	1/1	

41 Y. Altaieb Ali

	1/2	
2/3		1/2

44 A. Guehis

	1/1	

88 M. Heiba

1/1	1/1	1/1
0/1		
		1/1

93 H. Ayed

	0/1	
1/1		

94 A. Zakkar

TOTAL

6/7	6/9	2/2
0/2	0/2	1/1
10/12	1/2	8/12

1 post 2 miss. 2 block

Saves distribution goalkeepers

16 I. Alihodzic

1/3		
2/2	0/1	
1/6	1/1	0/2

98 A. Sulijakovic

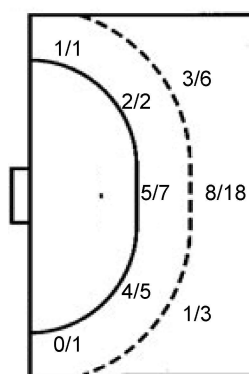
1/4	0/2	0/3
		1/1
0/3	1/3	0/12

TOTAL

2/7	0/2	0/3
2/2	0/1	1/1
1/9	2/4	0/14

Shots by position

ATTACK



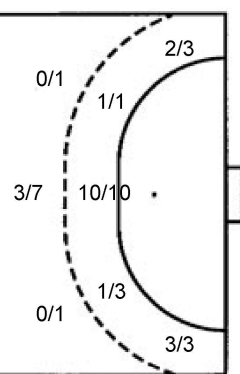
7m penalties 0/0

Fastbreak 3/3

Breakthrough 6/7

Long dist. 1/1

DEFENSE



7m penalties 2/3

Fastbreak 6/7

Breakthrough 8/10

Long dist. 3/4

Shooting statistics

Position	Goals	Sav.	Miss.	Post	Blk.	Total	%
Back (9m)	12	11	1	1	2	27	44
Line (6m)	11	3	0	0	0	14	79
Wing	1	1	0	0	0	2	50
7m penalties	0	0	0	0	0	0	0
Fastbreak	3	0	0	0	0	3	100
Breakthrough	6	0	1	0	0	7	86
Total	33	15	2	1	2	53	62

Jersey number Tot. Total shooting 6m 6m (line) shooting 9m 9m shooting Wng Wing shooting FB Fastbreak sh. 7m 7m penalty sh.
 Brk. Breakthrough sh. LD Long distance sh. As. Assists PC Pass clear chance E7 Earned 7m pen. TF Technical faults St. Steals
 2m 2m punishments C7. Committed 7m E2 Earned 2m pun. YC. Yellow cards R/B Red/Blue cards Blk. Blocks S Starting Line-up

Handball statistics and livescore by Toma-soft ltd (www.toma-soft.hr)

