



29th IHF Men's World Championship 2025

Croatia • Denmark • Norway

Main Round I, 2. round



Match Team Statistics

Match No. 65

Denmark 39 - 28 Switzerland

(18 - 11) (21 - 17)

23.1.2025. 20:30

Attendance: 14644

Jyske Bank Boxen

Referees: Julian Lopez Grillo (ARG) / Sebastian Lenci (ARG)

Denmark

Players		Goals / shots									Attack					Def.			Penalties			TP			
#	Surname and name	S	Tot.	%	9m	6m	Wing	7m	FB	Brk.	LD	As.	PC	E7	E2	TF	St.	C7	Blk	YC	2m		R	B	
3	KIRKELOKKE Niclas Vest	S	1/6	17		0/1	1/5																		29:41
4	LANDIN JACOBSEN Magnus		3/4	75			0/1	3/3								1									30:00
7	JAKOBSEN Emil M.	S	3/5	60			3/3	0/1	0/1																26:01
11	LAUGE SCHMIDT Rasmus	S	4/4	100	4/4							3	2												13:57
12	NIELSEN Emil	S										1	2												58:50
15	SAUGSTRUP JENSEN Magnus	S	1/2	50					1/2					1	1	2	1		2						35:52
19	GIDSEL Mathias	S	6/9	67	1/1				2/3	2/4	1/1	2	1	2		1	1								49:50
20	MOLLER Kevin																								
25	JORGENSEN Lukas Lindhard	S	2/2	100		2/2						2		1								1			35:20
26	Á PLÓGV HANSEN Johan		3/3	100			3/3																		12:47
28	ANDERSSON Lasse B.		8/9	89	3/4					3/3	2/2	1	1												26:50
33	SIERSBAK BERGHOLT Emil																								20:43
34	HALD JENSEN Simon																								7:29
42	ARNOLDSEN Thomas Sommer		5/7	71	0/2					5/5		4	1	1	1	2									34:23
43	PYTLICK Simon Bogetoft		3/4	75	0/1					3/3		3													30:50
45	MADSEN Emil W.		0/1	0	0/1							1													7:27
	Team / bench																				1				
	UKUPNO		39/56	70	8/13	2/3	7/12	3/4	3/6	13/15	3/3	15	9	4	3	6	2	0	2	1	1	0	0		

Goalkeepers		Saves / shots								
#	Surname and name	Tot.	%	9m	6m	Wing	7m	FB	Brk.	LD
12	NIELSEN Emil	23/51	45	13/22	3/7	2/8		2/3	3/11	
20	MOLLER Kevin									
	TOTAL	23/51	45	13/22	3/7	2/8	0/0	2/3	3/11	0/0

Coach: Nikolaj Jacobsen

Number of attacks: 58, Efficiency: 67%, Average Duration: 27.10 seconds

Attack by type of defense

	Shots	9m	6m	Wing	TF	E7	E2
On def. 6-0	8/12	3/5	0/0	3/5	1	0	1
On def. 5-1	15/19	3/3	2/2	2/4	2	3	2
On def. 4-2	7/11	2/5	0/0	2/3	3	1	0
Fastbreak	3/6				0	0	0

Defense by type

	Total	9m	6m	Wing	Stl.	C7	2m
Def. 6-0	27/52	9/28	4/6	6/8	2	0	0
Def. 5-1	0/1	0/0	0/1	0/0	0	0	0
Fastbreak	1/3				0	0	1

Attack with superiority / minority / goalkeeper out

	Attack				Reaction		
	Att.	Eff.	Shots	TF	FB	LD	Tot.
7 on 6 (GK out)	1	0%	0/1	0	0/0	0/0	0/0
6 on 6 (GK out)	2	100%	2/2	0	0/0	0/0	0/0
6 on 6	50	64%	32/44	6			
6 on 5	5	100%	5/5	0			

Defense with superiority / minority / goalkeeper out

	Attack				Reaction		
	Att.	Eff.	Shots	TF	FB	LD	Tot.
7 on 6 (GK out)	11	36%	4/9	2	1/1	2/2	3/3
6 on 6 (GK out)	3	33%	1/3	0	0/0	1/1	1/1
6 on 6	43	49%	21/41	2			
6 on 5	2	100%	2/2	0			

Numbers show attacking numbers of opponent. Lower efficiency of opponent means better defense of this team

Player superiority / GK out counted at the end of attack (in case it changes during attack)

Jersey number Tot. Total shooting 6m 6m (line) shooting 9m 9m shooting Wng Wing shooting FB Fastbreak sh. 7m 7m penalty sh.
 Brk. Breakthrough sh. LD Long distance sh. As. Assists PC Pass clear chance E7 Earned 7m pen. TF Technical faults St. Steals
 2m 2m punishments C7. Committed 7m E2 Earned 2m pun. YC. Yellow cards R/B Red/Blue cards Blk. Blocks S Starting Line-up

Handball statistics and livescore by Toma-soft ltd (www.toma-soft.hr)



29th IHF Men's World Championship 2025

Croatia • Denmark • Norway

Main Round I, 2. round



Match Team Statistics

Match No. 65

Denmark 39 - 28 Switzerland

(18 - 11) (21 - 17)

23.1.2025. 20:30

Attendance: 14644

Jyske Bank Boxen

Referees: Julian Lopez Grillo (ARG) / Sebastian Lenci (ARG)

Shot distribution by player

3 N. Kirkelokke

0/1		
0/2		0/1
	0/1	1/1

4 M. Landin Jacobsen

		1/2
1/1		1/1

7 E. Jakobsen

		1/1
0/1	2/3	

11 R. Lauge Schmidt

		1/1
1/1	1/1	1/1

15 M. Saugstrup Jensen

1/1		
		0/1

19 M. Gidsel

2/2		0/1
2/3		2/2

1 miss.

25 L. Jorgensen

1/1		
1/1		

26 J. Á Plógv Hansen

	2/2	

1/1 lob

28 L. Andersson

1/1		1/1
1/1		1/1
2/2	1/1	1/2

33 E. Siersbak Bergholt

34 S. Hald Jensen

42 T. Arnoldsen

2/2		1/1
1/3		
		1/1

43 S. Pytlick

	0/1	
1/1		2/2

45 E. Madsen

0/1		

TOTAL

5/7	0/1	5/6
4/8		1/4
8/10	6/8	9/10

1 miss. 1/1 lob

Saves distribution goalkeepers

12 E. Nielsen

0/2	2/2	2/7
4/7	2/2	7/9
1/7	1/4	4/11

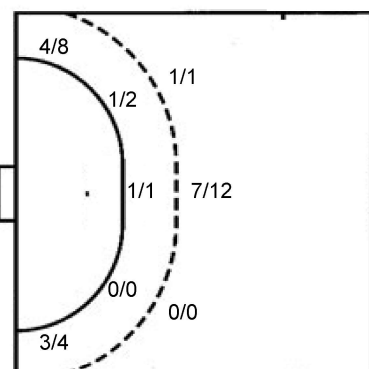
20 K. Moller

TOTAL

0/2	2/2	2/7
4/7	2/2	7/9
1/7	1/4	4/11

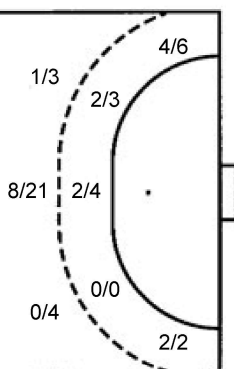
Shots by position

ATTACK



7m penalties 3/4
Fastbreak 3/6
Breakthrough 13/15
Long dist. 3/3

DEFENSE



7m penalties 0/0
Fastbreak 1/3
Breakthrough 8/11
Long dist. 0/0

Shooting statistics

Position	Goals	Sav.	Miss.	Post	Blk.	Total	%
Back (9m)	8	5	0	0	0	13	62
Line (6m)	2	1	0	0	0	3	67
Wing	7	5	0	0	0	12	58
7m penalties	3	1	0	0	0	4	75
Fastbreak	3	3	0	0	0	6	50
Breakthrough	13	1	1	0	0	15	87
Total	36	16	1	0	0	53	68

Jersey number Tot. Total shooting 6m 6m (line) shooting 9m 9m shooting Wng Wing shooting FB Fastbreak sh. 7m 7m penalty sh.
Brk. Breakthrough sh. LD Long distance sh. As. Assists PC Pass clear chance E7 Earned 7m pen. TF Technical faults St. Steals
2m 2m punishments C7. Committed 7m E2 Earned 2m pun. YC. Yellow cards R/B Red/Blue cards Blk. Blocks S Starting Line-up

Handball statistics and livescore by Toma-soft ltd (www.toma-soft.hr)



29th IHF Men's World Championship 2025

Croatia • Denmark • Norway

Main Round I, 2. round



Match Team Statistics

Match No. 65

Denmark 39 - 28 Switzerland

(18 - 11) (21 - 17)

23.1.2025. 20:30

Attendance: 14644

Jyske Bank Boxen

Referees: Julian Lopez Grillo (ARG) / Sebastian Lenci (ARG)

Switzerland

#	Surname and name	S	Goals / shots								Attack					Def.			Penalties			TP		
			Tot.	%	9m	6m	Wing	7m	FB	Brk.	LD	As.	PC	E7	E2	TF	St.	C7	Bik	YC	2m		R	B
3	MEISTER Lucas Julien	S	1/2	50		1/2																		34:31
4	RUBIN Lenny	S	4/9	44	2/6					2/3		2	2				1							34:00
11	AELLEN Felix	S	5/10	50	3/7					2/3		4	2		1	1		1				1		40:09
13	KUSIO Michael																							5:14
16	PORTNER Nikola	S																						34:29
17	RÖTHLISBERGER Samuel		2/3	67		2/3											2					2		32:20
18	KÜTTEL Dimitrij	S	2/4	50	1/3					1/1						2								28:36
20	MAROS Luka		3/8	38	3/7					0/1		3			1									20:55
21	STEENAERTS Gino	S	2/2	100				2/2																59:44
23	LAUBE Lukas		1/2	50		1/2																		27:39
28	SIGRIST Luca		1/1	100						1/1														1:26
29	ZEHNDER Samuel																							7:04
35	LEOPOLD Noam	S	5/9	56		4/6		1/3									1	1						48:34
38	SCHEIDIGER Jannis																							16:26
40	SERAVALLI Mathieu																							3:37
44	BEN ROMDHANE Medhi		2/7	29	0/5					2/2		2	2											25:16
Team / bench																						1		
UKUPNO			28/57	49	9/28	4/7	6/8	0/0	1/3	8/11	0/0	11	6	0	1	4	2	4	0	1	3	0	0	

#	Surname and name	Saves / shots								
		Tot.	%	9m	6m	Wing	7m	FB	Brk.	LD
16	PORTNER Nikola	11/36	31	2/8	1/3	4/8	1/3	2/5	1/9	
38	SCHEIDIGER Jannis	5/13	38	3/3		1/3	0/1	1/1	0/5	
40	SERAVALLI Mathieu	0/3	0	0/2		0/1				
TOTAL		16/52	31	5/13	1/3	5/12	1/4	5/6	1/14	0/0

Coach: **Andy Schmid**

Number of attacks: 59, Efficiency: 47%, Average Duration: 33.95 seconds

Attack by type of defense

	Shots	9m	6m	Wing	TF	E7	E2
On def. 6-0	27/52	9/28	4/6	6/8	4	0	1
On def. 5-1	0/1	0/0	0/1	0/0	0	0	0
Fastbreak	1/3				0	0	0

Defense by type

	Total	9m	6m	Wing	Stl.	C7	2m
Def. 6-0	8/12	3/5	0/0	3/5	0	0	0
Def. 5-1	15/19	3/3	2/2	2/4	1	3	0
Def. 4-2	7/11	2/5	0/0	2/3	1	1	0
Fastbreak	3/6				0	0	3

Attack with superiority / minority / goalkeeper out

	Attack				Reaction		
	Att.	Eff.	Shots	TF	FB	LD	Tot.
7 on 6 (GK out)	11	36%	4/9	2	1/1	2/2	3/3
6 on 6 (GK out)	3	33%	1/3	0	0/0	1/1	1/1
6 on 6	43	49%	21/41	2			
6 on 5	2	100%	2/2	0			

Player superiority / GK out counted at the end of attack (in case it changes during attack)

Defense with superiority / minority / goalkeeper out

	Attack				Reaction		
	Att.	Eff.	Shots	TF	FB	LD	Tot.
7 on 6 (GK out)	1	0%	0/1	0	0/0	0/0	0/0
6 on 6 (GK out)	2	100%	2/2	0	0/0	0/0	0/0
6 on 6	50	64%	32/44	6			
6 on 5	5	100%	5/5	0			

Numbers show attacking numbers of opponent. Lower efficiency of opponent means better defense of this team

Jersey number Tot. Total shooting 6m 6m (line) shooting 9m 9m shooting Wng Wing shooting FB Fastbreak sh. 7m 7m penalty sh.
 Brk. Breakthrough sh. LD Long distance sh. As. Assists PC Pass clear chance E7 Earned 7m pen. TF Technical faults St. Steals
 2m 2m punishments C7. Committed 7m E2 Earned 2m pun. YC. Yellow cards R/B Red/Blue cards Blk. Blocks S Starting Line-up

Handball statistics and livescore by Toma-soft ltd (www.toma-soft.hr)



29th IHF Men's World Championship 2025

Croatia • Denmark • Norway

Main Round I, 2. round



Match Team Statistics

Match No. 65

Denmark 39 - 28 Switzerland

(18 - 11) (21 - 17)

23.1.2025. 20:30

Attendance: 14644

Jyske Bank Boxen

Referees: Julian Lopez Grillo (ARG) / Sebastian Lenci (ARG)

Shot distribution by player

3 L. Meister

1/2		

4 L. Rubin

1/1		
0/1	0/1	0/1
2/2		1/2

1 miss.

11 F. Aellen

		2/3
1/2	1/1	1/2

1 post 1 block

13 M. Kusio

17 S. Röthlisberger

1/1		
0/1		
	1/1	

18 D. Küttel

	0/2	2/2

20 L. Maros

		1/1
1/1		0/1
	1/2	0/1

1 miss. 1 block

21 G. Steenaerts

1/1		1/1

23 L. Laube

		0/1
		1/1

28 L. Sigrist

		1/1

29 S. Zehnder

35 N. Leopold

		1/3
		0/1
2/2		2/3

44 M. Ben Romdhane

		1/1
1/2	0/1	0/2

1 post

TOTAL

2/2	0/2	5/7
3/7	0/2	2/9
6/7	3/4	7/11

2 post 2 miss. 2 block

Saves distribution goalkeepers

16 N. Portner

1/4	1/1	0/3
2/5		3/3
1/7	2/5	1/8

38 J. Scheidiger

1/2		1/3
2/2		0/1
1/1	0/1	0/2

40 M. Seravalli

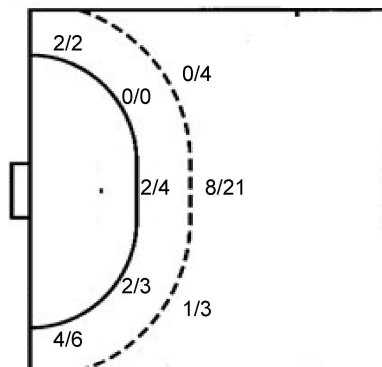
0/1		
0/1	0/1	

TOTAL

2/7	1/1	1/6
4/7		3/4
2/9	2/7	1/10

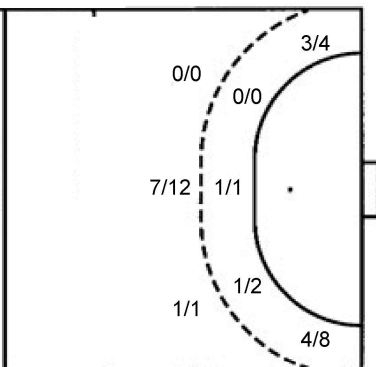
Shots by position

ATTACK



7m penalties	0/0
Fastbreak	1/3
Breakthrough	8/11
Long dist.	0/0

DEFENSE



7m penalties	3/4
Fastbreak	3/6
Breakthrough	13/15
Long dist.	3/3

Shooting statistics

Position	Goals	Sav.	Miss.	Post	Blk.	Total	%
Back (9m)	9	13	2	2	2	28	32
Line (6m)	4	3	0	0	0	7	57
Wing	6	2	0	0	0	8	75
7m penalties	0	0	0	0	0	0	0
Fastbreak	1	2	0	0	0	3	33
Breakthrough	8	3	0	0	0	11	73
Total	28	23	2	2	2	57	49

Jersey number Tot. Total shooting 6m 6m (line) shooting 9m 9m shooting Wng Wing shooting FB Fastbreak sh. 7m 7m penalty sh.
 Brk. Breakthrough sh. LD Long distance sh. As. Assists PC Pass clear chance E7 Earned 7m pen. TF Technical faults St. Steals
 2m 2m punishments C7. Committed 7m E2 Earned 2m pun. YC. Yellow cards R/B Red/Blue cards Blk. Blocks S Starting Line-up

Handball statistics and livescore by Toma-soft ltd (www.toma-soft.hr)

