



29th IHF Men's World Championship 2025

Croatia • Denmark • Norway

Main Round IV, 1. round



Match Team Statistics

Match No. 60

Egypt 24 - 27 Iceland

(9 - 13) (15 - 14)

22.1.2025. 20:30

Attendance: 4350

Arena Zagreb

Referees: Robert Schulze (GER) / Tobias Toennies (GER)

Egypt

#	Surname and name	S	Goals / shots								Attack					Def.			Penalties				TP							
			Tot.	%	9m	6m	Wing	7m	FB	Brk.	LD	As.	PC	E7	E2	TF	St.	C7	Bik	YC	2m	R		B						
5	OMAR Yahia	S	3/7	43	1/4										2	1	2	1	4		1									51:54
7	HANY Seif																													
10	ABDOU Abdelrahman		0/1	0	0/1																									5:35
17	KHAIRI Ahmed		2/2	100	1/1										3	2	2		4											22:52
21	TAREK Mohamed																													4:29
24	ELMASRY Ibrahim	S																												34:16
45	ELDERAA Seif	S	3/6	50	1/3	0/1													1											42:37
53	YOUSRI Akram	S	0/1	0				0/1																						25:20
55	RAMADAN Mohsen		0/1	0	0/1																									5:44
74	ABDELWAHED Yasser																													4:43
79	NAFEA Ahmed	S	2/2	100		1/1	1/1																							58:51
80	ADEL Ahmed		5/9	56		5/9													2	1										29:06
88	HENDAWY Karim	S																												49:45
90	ZEIN Ali	S	8/10	80	5/6			3/3		0/1				2	4				2											49:32
91	SANAD Mohammad		1/2	50				1/1	0/1																					30:00
92	ALY Mohamed																													5:16
	Team / bench																													
	UKUPNO		24/41	59	8/16	6/11	2/3	3/4	0/0	5/7	0/0			7	7	4	4	11	1	5	1	0	2	0	0					

#	Surname and name	Saves / shots								
		Tot.	%	9m	6m	Wing	7m	FB	Brk.	LD
88	HENDAWY Karim	12/35	34	5/9	1/4	1/3	1/3	0/3	4/13	
92	ALY Mohamed	1/5	20	1/3			0/2			
	TOTAL	13/40	33	6/12	1/4	1/3	1/5	0/3	4/13	0/0

Coach: Juan Carlos Pastor

Number of attacks: 49, Efficiency: 49%, Average Duration: 36.43 seconds

Attack by type of defense

	Shots	9m	6m	Wing	TF	E7	E2
On def. 6-0	21/37	8/16	6/11	2/3	11	4	4
Fastbreak	0/0				0	0	0

Defense by type

	Total	9m	6m	Wing	Stl.	C7	2m
Def. 6-0	14/30	4/13	3/4	2/3	0	4	0
Def. 5-1	4/5	1/1	0/0	0/1	1	1	0
Def. 3-2-1	2/2	1/1	0/0	0/0	0	0	0
Fastbreak	3/3				0	0	2

Attack with superiority / minority / goalkeeper out

	Attack				Reaction		
	Att.	Eff.	Shots	TF	FB	LD	Tot.
7 on 6 (GK out)	6	50%	3/6	0	0/0	0/0	0/0
7 on 5 (GK out)	1	100%	1/1	0	0/0	0/0	0/0
6 on 6	33	52%	17/25	8			
6 on 5	7	14%	1/4	3			
5 on 6	2	100%	2/2	0			

Player superiority / GK out counted at the end of attack (in case it changes during attack)

Defense with superiority / minority / goalkeeper out

	Attack				Reaction		
	Att.	Eff.	Shots	TF	FB	LD	Tot.
6 on 6 (GK out)	3	33%	1/2	1	0/0	0/0	0/0
6 on 6	40	58%	23/33	7			
5 on 6	3	33%	1/1	2			
6 on 5	3	67%	2/3	0			

Numbers show attacking numbers of opponent. Lower efficiency of opponent means better defense of this team

Jersey number Tot. Total shooting 6m 6m (line) shooting 9m 9m shooting Wng Wing shooting FB Fastbreak sh. 7m 7m penalty sh.
 Brk. Breakthrough sh. LD Long distance sh. As. Assists PC Pass clear chance E7 Earned 7m pen. TF Technical faults St. Steals
 2m 2m punishments C7. Committed 7m E2 Earned 2m pun. YC. Yellow cards R/B Red/Blue cards Blk. Blocks S Starting Line-up



29th IHF Men's World Championship 2025

Croatia • Denmark • Norway

Main Round IV, 1. round



Match Team Statistics

Match No. 60

Egypt 24 - 27 Iceland

(9 - 13) (15 - 14)

22.1.2025. 20:30

Attendance: 4350

Arena Zagreb

Referees: Robert Schulze (GER) / Tobias Toennies (GER)

Shot distribution by player

5 Y. Omar	7 S. Hany	10 A. Abdou	17 A. Khairi	21 M. Tarek	24 I. Elmasry	45 S. Elderaa
1/1						1/1
1/2		0/1	1/1			1/2 0/1
			1/1			1/2

1 post 1 block

53 A. Yousri	55 M. Ramadan	74 Y. Abdelwahed	79 A. Nafea	80 A. Adel	90 A. Zein	91 M. Sanad
0/1			2/2		2/2 2/2 2/2	1/1
	0/1			0/2	1/2	
				4/4 1/1	1/1 0/1	0/1

1 post 1 miss.

TOTAL

3/4	3/3	5/5
2/4	0/2	3/8
5/5	0/1	3/5

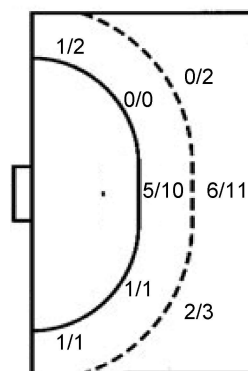
2 post 1 miss. 1 block

Saves distribution goalkeepers

88 K. Hendawy	92 M. Aly	TOTAL
3/4 2/3 0/5	0/1 0/1	3/5 2/4 0/5
1/4 3/3 1/3	1/2	2/6 3/3 1/3
2/8	0/1	2/8 0/4

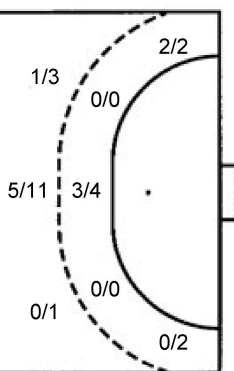
Shots by position

ATTACK



7m penalties 3/4
Fastbreak 0/0
Breakthrough 5/7
Long dist. 0/0

DEFENSE



7m penalties 4/5
Fastbreak 3/3
Breakthrough 9/14
Long dist. 0/0

Shooting statistics

Position	Goals	Sav.	Miss.	Post	Blk.	Total	%
Back (9m)	8	6	0	1	1	16	50
Line (6m)	6	3	1	1	0	11	55
Wing	2	1	0	0	0	3	67
7m penalties	3	1	0	0	0	4	75
Fastbreak	0	0	0	0	0	0	0
Breakthrough	5	2	0	0	0	7	71
Total	24	13	1	2	1	41	59

Jersey number Tot. Total shooting 6m 6m (line) shooting 9m 9m shooting Wng Wing shooting FB Fastbreak sh. 7m 7m penalty sh.
Brk. Breakthrough sh. LD Long distance sh. As. Assists PC Pass clear chance E7 Earned 7m pen. TF Technical faults St. Steals
2m 2m punishments C7. Committed 7m E2 Earned 2m pun. YC. Yellow cards R/B Red/Blue cards Blk. Blocks S Starting Line-up

Handball statistics and livescore by Toma-soft ltd (www.toma-soft.hr)



29th IHF Men's World Championship 2025

Croatia • Denmark • Norway

Main Round IV, 1. round



Match Team Statistics

Match No. 60

Egypt 24 - 27 Iceland

(9 - 13) (15 - 14)

22.1.2025. 20:30

Attendance: 4350

Arena Zagreb

Referees: Robert Schulze (GER) / Tobias Toennies (GER)

Iceland

Players		Goals / shots										Attack					Def.			Penalties			TP		
#	Surname and name	S	Tot.	%	9m	6m	Wing	7m	FB	Brk.	LD	As.	PC	E7	E2	TF	St.	C7	Blk	YC	2m	R		B	
1	GÚSTAVSSON Björgvin Páll																								0:10
2	RIKHARSSON Ódinn Thór																								
3	SMÁRASON Janus Dadi	S	2/4	50	2/3					0/1		3	1			2	2				1	1			26:14
4	PÁLMARSSON Aron		8/10	80	3/5	1/1			1/1	3/3		2			1		1	1				1			37:33
7	KRISTJANSSON Viggó	S	9/14	64	1/4			4/5	1/1	3/4		3				3	1	1							51:31
8	ELISSON Bjarki Már																								
9	JÓNSSON Elvar Örn	S	0/3	0	0/2					0/1							1					1			41:36
10	KRISTJANSSON Gísli Thorgeir		2/4	50						2/4		4	1	2		3									26:47
11	GISLASON Ymir Örn	S	1/1	100		1/1								2		1									34:47
15	GUNNARSSON Thorsteinn Leó																								0:07
16	HALLGRIMSSON Viktor Gísli	S																							55:58
18	VIÐARSSON Ellídi Snar		1/2	50		1/2								1	1					1		1			28:09
19	THORKESSON Orri Freyr	S	3/3	100			2/2			1/1							1								59:11
22	GUDJONSSON Sigvaldi Björn	S	1/3	33			0/2		1/1									2							57:06
24	EINARSSON Teitur Örn																								
25	THRASTARSON Haukur		0/1		0/1																				0:51
Team / bench																1						1			
UKUPNO			27/45	60	6/15	3/4	2/4	4/5	3/3	9/14	0/0	9	5	5	2	10	6	4	1	2	4	0	0		

Goalkeepers		Saves / shots									
#	Surname and name	Tot.	%	9m	6m	Wing	7m	FB	Brk.	LD	
1	GÚSTAVSSON Björgvin Páll	0/1	0				0/1				
16	HALLGRIMSSON Viktor Gísli	13/36	36	6/14	3/9	1/3	1/3		2/7		
TOTAL		13/37	35	6/14	3/9	1/3	1/4	0/0	2/7	0/0	

Coach: Snorri Steinn Gudjónsson

Number of attacks: 49, Efficiency: 55%, Average Duration: 37.04 seconds

Attack by type of defense

	Shots	9m	6m	Wing	TF	E7	E2
On def. 6-0	14/30	4/13	3/4	2/3	7	4	2
On def. 5-1	4/5	1/1	0/0	0/1	2	1	0
On def. 3-2-1	2/2	1/1	0/0	0/0	1	0	0
Fastbreak	3/3				0	0	0

Defense by type

	Total	9m	6m	Wing	Stl.	C7	2m
Def. 6-0	21/37	8/16	6/11	2/3	6	4	0
Fastbreak	0/0				0	0	4

Attack with superiority / minority / goalkeeper out

	Attack				Reaction		
	Att.	Eff.	Shots	TF	FB	LD	Tot.
6 on 6 (GK out)	3	33%	1/2	1	0/0	0/0	0/0
6 on 6	40	58%	23/33	7			
5 on 6	3	33%	1/1	2			
6 on 5	3	67%	2/3	0			

Player superiority / GK out counted at the end of attack (in case it changes during attack)

Defense with superiority / minority / goalkeeper out

	Attack				Reaction		
	Att.	Eff.	Shots	TF	FB	LD	Tot.
7 on 6 (GK out)	6	50%	3/6	0	0/0	0/0	0/0
7 on 5 (GK out)	1	100%	1/1	0	0/0	0/0	0/0
6 on 6	33	52%	17/25	8			
6 on 5	7	14%	1/4	3			
5 on 6	2	100%	2/2	0			

Numbers show attacking numbers of opponent. Lower efficiency of opponent means better defense of this team

Jersey number Tot. Total shooting 6m 6m (line) shooting 9m 9m shooting Wng Wing shooting FB Fastbreak sh. 7m 7m penalty sh.
 Brk. Breakthrough sh. LD Long distance sh. As. Assists PC Pass clear chance E7 Earned 7m pen. TF Technical faults St. Steals
 2m 2m punishments C7. Committed 7m E2 Earned 2m pun. YC. Yellow cards R/B Red/Blue cards Blk. Blocks S Starting Line-up



29th IHF Men's World Championship 2025

Croatia • Denmark • Norway

Main Round IV, 1. round



Match Team Statistics

Match No. 60

Egypt 24 - 27 Iceland

(9 - 13) (15 - 14)

22.1.2025. 20:30

Attendance: 4350

Arena Zagreb

Referees: Robert Schulze (GER) / Tobias Toennies (GER)

Shot distribution by player

2 Ó. Ríkharsson

3 J. Smárason

	0/1	
1/1		
1/1		

1 block

4 A. Pálmarsson

0/1	1/1	2/2
1/1	0/1	1/1
1/1		1/1

1/1 lob

7 V. Kristjánsson

2/3	1/2	
2/3	0/2	1/1
2/2		1/1

1/1 lob

8 B. Elísson

9 E. Jónsson

0/1		

1 post 1 miss.

10 G. Kristjánsson

		1/1
1/2		

1 miss.

11 Ý. Gíslason

		1/1

15 T. Gunnarsson

18 E. Vidarsson

0/1		
		1/1

19 O. Thorkelsson

		1/1
1/1		

1/1 lob

22 S. Gudjonsson

		1/1
0/1		

1 post

24 T. Einarsson

25 H. Thrastarson

		0/1

TOTAL

2/5	2/4	5/5
4/6	0/3	2/3
6/8		4/4

2 post 2 miss. 1 block 2/2 lob

Saves distribution goalkeepers

1 B. Gústavsson

	0/1	

16 V. Hallgrímsson

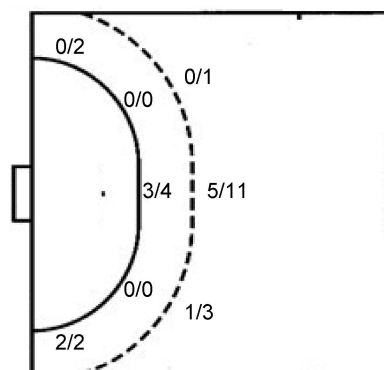
1/4	0/2	0/5
2/4	2/2	5/8
0/5	1/1	2/5

TOTAL

1/4	0/3	0/5
2/4	2/2	5/8
0/5	1/1	2/5

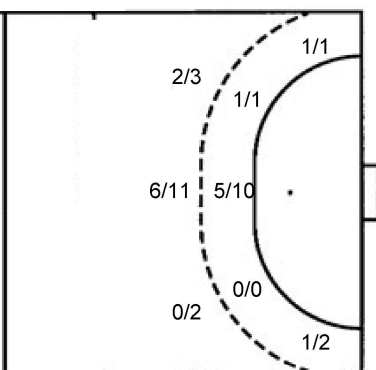
Shots by position

ATTACK



7m penalties 4/5
Fastbreak 3/3
Breakthrough 9/14
Long dist. 0/0

DEFENSE



7m penalties 3/4
Fastbreak 0/0
Breakthrough 5/7
Long dist. 0/0

Shooting statistics

Position	Goals	Sav.	Miss.	Post	Blk.	Total	%
Back (9m)	6	6	1	1	1	15	40
Line (6m)	3	1	0	0	0	4	75
Wing	2	1	0	1	0	4	50
7m penalties	4	1	0	0	0	5	80
Fastbreak	3	0	0	0	0	3	100
Breakthrough	9	4	1	0	0	14	64
Total	27	13	2	2	1	45	60

Jersey number Tot. Total shooting 6m 6m (line) shooting 9m 9m shooting Wng Wing shooting FB Fastbreak sh. 7m 7m penalty sh.
Brk. Breakthrough sh. LD Long distance sh. As. Assists PC Pass clear chance E7 Earned 7m pen. TF Technical faults St. Steals
2m 2m punishments C7. Committed 7m E2 Earned 2m pun. YC. Yellow cards R/B Red/Blue cards Blk. Blocks S Starting Line-up

Handball statistics and livescore by Toma-soft ltd (www.toma-soft.hr)

