



29th IHF Men's World Championship 2025

Croatia • Denmark • Norway

Main Round III, 1. round



Match Team Statistics

Match No. 57

Sweden 37 - 37 Portugal

(18 - 18) (19 - 19)

22.1.2025. 18:00

Attendance: 3813

Unity Arena

Referees: Bojan Lah (SLO) / David Sok (SLO)

Sweden

Players		Goals / shots									Attack				Def.			Penalties				TP			
#	Surname and name	S	Tot.	%	9m	6m	Wing	7m	FB	Brk.	LD	As.	PC	E7	E2	TF	St.	C7	Blk	YC	2m	R	B		
2	CARLSBOGARD Jonathan	S	3/3	100						3/3		6	1			4									50:38
6	MÖLLER Felix	S	1/2	50		1/1			0/1			2				2	1		2			1			45:17
10	EKBERG Niclas	S	6/6	100			1/1	3/3	2/2									1							60:00
12	PALICKA Andreas	S																							30:41
13	KARLSSON Sebastian																								
15	WANNE Hampus																								
22	PELLAS Lucas	S	3/3	100			2/2		1/1			1				1		1							59:37
23	LAGERGREN Albin	S	7/7	100						7/7		1		2	1	1	1	1				1			30:25
24	GOTTFRIDSSON Jim	S	3/6	50	0/2	1/1				2/3		7	2			2	1								31:23
28	EDVARDSSON Jonathan		1/2	50						1/2		1	1	1	1										11:35
29	SVENSSON ASPENBÄCK Edwin Nils																								
33	SANDELL Lukas		4/7	57	1/1				1/1	2/5		1	1			2									29:06
35	NILSSON Andreas		3/5	60		3/5																			8:07
42	JOHANSSON Eric		4/4	100	3/3					1/1		1				3	1						1		19:32
45	FORSELL SCHEFVERT Olle		2/2	100					1/1		1/1				1			1							18:41
51	NORSTEN Fabian																								24:58
	Team / bench																								
	UKUPNO		37/47	79	4/6	5/7	3/3	3/3	5/6	16/21	1/1	20	5	3	3	15	4	4	2	1	2	1	0		

Goalkeepers		Saves / shots									
#	Surname and name	Tot.	%	9m	6m	Wing	7m	FB	Brk.	LD	
12	PALICKA Andreas	3/24	13	1/7	0/5	1/5	0/2	1/3	0/2		
51	NORSTEN Fabian	2/17	12		0/7		0/2	1/4	1/4		
	TOTAL	5/41	12	1/7	0/12	1/5	0/4	2/7	1/6	0/0	

Coach: Michael Apelgren

Number of attacks: 57, Efficiency: 65%, Average Duration: 30.07 seconds

Attack by type of defense

	Shots	9m	6m	Wing	TF	E7	E2
On def. 6-0	26/35	4/6	4/6	3/3	14	3	3
On def. 5-1	2/2	0/0	1/1	0/0	1	0	0
Fastbreak	5/6				0	0	0

Defense by type

	Total	9m	6m	Wing	Stl.	C7	2m
Def. 6-0	20/29	4/9	10/10	2/4	3	4	0
Def. 5-1	7/8	2/2	2/2	2/2	1	0	0
Fastbreak	5/7				0	0	2

Attack with superiority / minority / goalkeeper out

	Attack				Reaction		
	Att.	Eff.	Shots	TF	FB	LD	Tot.
7 on 6 (GK out)	2	50%	1/1	1	0/0	0/0	0/0
6 on 6 (GK out)	5	80%	4/4	1	0/0	1/2	1/2
6 on 6	45	60%	27/32	13			
6 on 5	5	100%	5/5	0			

Player superiority / GK out counted at the end of attack (in case it changes during attack)

Defense with superiority / minority / goalkeeper out

	Attack				Reaction		
	Att.	Eff.	Shots	TF	FB	LD	Tot.
6 on 6 (GK out)	4	75%	3/4	0	0/0	1/1	1/1
6 on 6	48	63%	30/39	9			
6 on 5	5	80%	4/5	0			

Numbers show attacking numbers of opponent. Lower efficiency of opponent means better defense of this team

Jersey number Tot. Total shooting 6m 6m (line) shooting 9m 9m shooting Wng Wing shooting FB Fastbreak sh. 7m 7m penalty sh.
 Brk. Breakthrough sh. LD Long distance sh. As. Assists PC Pass clear chance E7 Earned 7m pen. TF Technical faults St. Steals
 2m 2m punishments C7. Committed 7m E2 Earned 2m pun. YC. Yellow cards R/B Red/Blue cards Blk. Blocks S Starting Line-up



29th IHF Men's World Championship 2025

Croatia • Denmark • Norway

Main Round III, 1. round



Match Team Statistics

Match No. 57

Sweden 37 - 37 Portugal

(18 - 18) (19 - 19)

22.1.2025. 18:00

Attendance: 3813

Unity Arena

Referees: Bojan Lah (SLO) / David Sok (SLO)

Shot distribution by player

2 J. Carlsbogard

1/1		1/1
		1/1

6 F. Möller

0/1		
1/1		

10 N. Ekberg

	1/1	1/1
2/2	1/1	1/1

13 S. Karlsson

15 H. Wanne

22 L. Pellas

1/1		
		1/1

23 A. Lagergren

	1/1	1/1
1/1		4/4

1/1 lob

24 J. Gottfridsson

		0/1
1/2		2/3

28 J. Edvardsson

0/1		1/1

29 E. Svensson

33 L. Sandell

1/1		1/2
1/2	0/1	
		1/1

35 A. Nilsson

		0/2
	1/1	2/2

42 E. Johansson

2/2	1/1	
		1/1

45 O. Forsell

1/1		

1/1 lob

TOTAL

4/4	2/2	3/4
2/4	1/2	2/5
6/8	2/2	13/14

2/2 lob

Saves distribution goalkeepers

12 A. Palicka

0/1	0/2	1/3
0/3	0/1	0/3
0/6	1/3	1/2

51 F. Norsten

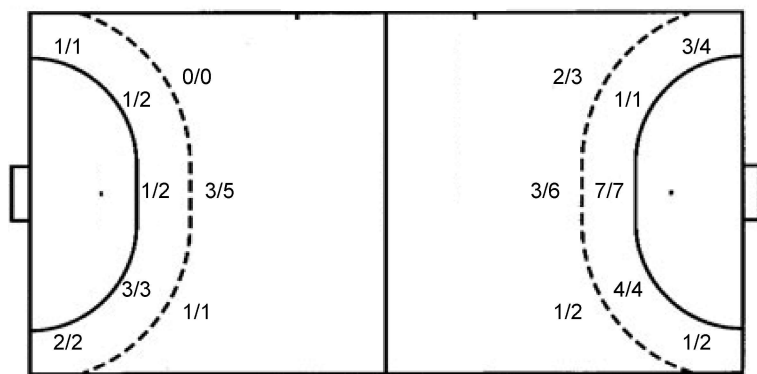
		0/2
		1/3
1/3	0/3	0/5

TOTAL

0/1	0/2	1/5
0/3	0/1	1/6
1/9	1/6	1/7

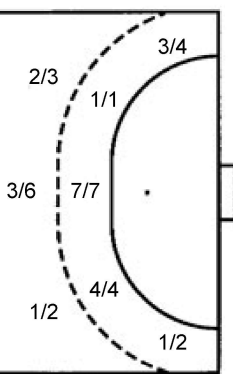
Shots by position

ATTACK



7m penalties 3/3
Fastbreak 5/6
Breakthrough 16/21
Long dist. 1/1

DEFENSE



7m penalties 4/4
Fastbreak 5/7
Breakthrough 5/8
Long dist. 1/2

Shooting statistics

Position	Goals	Sav.	Miss.	Post	Blk.	Total	%
Back (9m)	4	2	0	0	0	6	67
Line (6m)	5	2	0	0	0	7	71
Wing	3	0	0	0	0	3	100
7m penalties	3	0	0	0	0	3	100
Fastbreak	5	1	0	0	0	6	83
Breakthrough	16	5	0	0	0	21	76
Total	36	10	0	0	0	46	78

Jersey number Tot. Total shooting 6m 6m (line) shooting 9m 9m shooting Wng Wing shooting FB Fastbreak sh. 7m 7m penalty sh.
Brk. Breakthrough sh. LD Long distance sh. As. Assists PC Pass clear chance E7 Earned 7m pen. TF Technical faults St. Steals
2m 2m punishments C7. Committed 7m E2 Earned 2m pun. YC. Yellow cards R/B Red/Blue cards Blk. Blocks S Starting Line-up

Handball statistics and livescore by Toma-soft ltd (www.toma-soft.hr)



29th IHF Men's World Championship 2025

Croatia • Denmark • Norway

Main Round III, 1. round



Match Team Statistics

Match No. 57

Sweden 37 - 37 Portugal

(18 - 18) (19 - 19)

22.1.2025. 18:00

Attendance: 3813

Unity Arena

Referees: Bojan Lah (SLO) / David Sok (SLO)

Portugal

Players		Goals / shots									Attack				Def.			Penalties				TP			
#	Surname and name	S	Tot.	%	9m	6m	Wing	7m	FB	Brk.	LD	As.	PC	E7	E2	TF	St.	C7	Blk	YC	2m	R	B		
4	PORTELA Pedro		2/3	67			1/2		1/1							1									30:00
8	ITURRIZA ALVAREZ Victor		5/5	100		3/3			1/1		1/1			1			4	1			1				38:43
14	SILVA Rui	S	1/2	50	0/1	1/1						2	1	1	1	3									23:26
16	MARQUES Diogo																								6:30
21	FERNANDES Leonel	S	4/5	80			2/3		2/2								2				1				32:10
23	BRANQUINHO Diogo		1/1	100			1/1																		25:03
25	AREIA António	S	4/6	67				4/4	0/2																21:15
26	COSTA Francisco	S	5/8	63	1/4	1/1				3/3		7		2	1							2			47:08
31	SALVADOR Salvador		2/2	100	2/2							3						2							41:13
41	CAPDEVILLE Gustavo	S														1									49:11
66	GOMES Joao		0/3	0	0/1					0/2							1								7:52
79	COSTA Martim	S	5/6	83	3/3	1/1				1/2		5	1			2									26:07
80	OLIVEIRA Miguel																								
82	FRADE Luís	S	7/8	88		6/6			1/1		0/1	2	1	1	1	1									53:59
86	BRANDAO Ricardo																								
88	MAGALHAES Fábio		1/1	100						1/1															17:23
	Team / bench																								
	UKUPNO		37/50	74	6/11	12/12	4/6	4/4	5/7	5/8	1/2	19	4	4	3	9	6	3	0	1	3	0	0		

Goalkeepers		Saves / shots								
#	Surname and name	Tot.	%	9m	6m	Wing	7m	FB	Brk.	LD
16	MARQUES Diogo	0/6	0		0/1	0/1	0/2	0/1	0/1	
41	CAPDEVILLE Gustavo	10/40	25	2/6	2/6	0/2	0/1	1/5	5/20	
	TOTAL	10/46	22	2/6	2/7	0/3	0/3	3/6	5/21	0/0

Coach: Paulo Pereira

Number of attacks: 57, Efficiency: 65%, Average Duration: 33.05 seconds

Attack by type of defense

	Shots	9m	6m	Wing	TF	E7	E2
On def. 6-0	20/29	4/9	10/10	2/4	8	4	2
On def. 5-1	7/8	2/2	2/2	2/2	1	0	1
Fastbreak	5/7				0	0	0

Defense by type

	Total	9m	6m	Wing	Stl.	C7	2m
Def. 6-0	26/35	4/6	4/6	3/3	6	3	0
Def. 5-1	2/2	0/0	1/1	0/0	0	0	0
Fastbreak	5/6				0	0	3

Attack with superiority / minority / goalkeeper out

	Attack				Reaction		
	Att.	Eff.	Shots	TF	FB	LD	Tot.
6 on 6 (GK out)	4	75%	3/4	0	0/0	1/1	1/1
6 on 6	48	63%	30/39	9			
6 on 5	5	80%	4/5	0			

Player superiority / GK out counted at the end of attack (in case it changes during attack)

Defense with superiority / minority / goalkeeper out

	Attack				Reaction		
	Att.	Eff.	Shots	TF	FB	LD	Tot.
7 on 6 (GK out)	2	50%	1/1	1	0/0	0/0	0/0
6 on 6 (GK out)	5	80%	4/4	1	0/0	1/2	1/2
6 on 6	45	60%	27/32	13			
6 on 5	5	100%	5/5	0			

Numbers show attacking numbers of opponent. Lower efficiency of opponent means better defense of this team

Jersey number Tot. Total shooting 6m 6m (line) shooting 9m 9m shooting Wng Wing shooting FB Fastbreak sh. 7m 7m penalty sh.
 Brk. Breakthrough sh. LD Long distance sh. As. Assists PC Pass clear chance E7 Earned 7m pen. TF Technical faults St. Steals
 2m 2m punishments C7. Committed 7m E2 Earned 2m pun. YC. Yellow cards R/B Red/Blue cards Blk. Blocks S Starting Line-up

Handball statistics and livescore by Toma-soft ltd (www.toma-soft.hr)



29th IHF Men's World Championship 2025

Croatia • Denmark • Norway

Main Round III, 1. round



Match Team Statistics

Match No. 57

Sweden 37 - 37 Portugal

(18 - 18) (19 - 19)

22.1.2025. 18:00

Attendance: 3813

Unity Arena

Referees: Bojan Lah (SLO) / David Sok (SLO)

Shot distribution by player

4 P. Portela

1/1		1/1

1 post

8 V. Iturriza Alvarez

	1/1	
1/1	1/1	2/2

14 R. Silva

		1/1

1 miss.

21 L. Fernandes

		1/1
2/2	1/1	0/1

23 D. Branquinho

1/1		

25 A. Areia

		1/2
1/1		0/1
	1/1	

1/1 lob

26 F. Costa

1/1		2/2
	0/1	2/2

2 block

31 S. Salvador

1/1		
	1/1	

66 J. Gomes

2 post 1 miss.

79 M. Costa

	1/1	
		1/1
2/3	1/1	

80 M. Oliveira

82 L. Frade

	1/1	1/1
		1/1
1/1	1/1	2/2

1 miss.

86 R. Brandao

88 F. Magalhaes

1/1		

TOTAL

1/1	2/2	4/5
3/3	2/2	5/6
8/9	5/6	6/7

3 post 3 miss. 2 block 1/1 lob

Saves distribution goalkeepers

16 D. Marques

		0/1
0/2		0/2

41 G. Capdeville

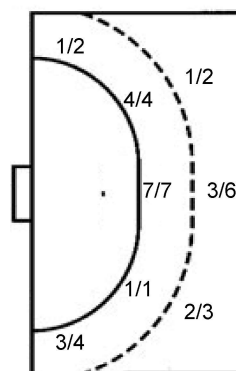
0/4	0/2	1/3
2/4	1/2	3/5
2/6	0/2	1/12

TOTAL

0/4	0/2	1/4
2/4	1/2	3/5
2/8	0/2	1/14

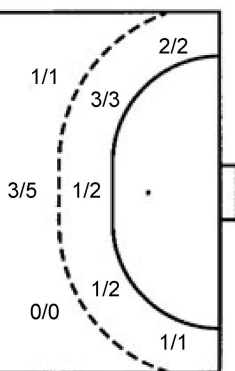
Shots by position

ATTACK



7m penalties 4/4
Fastbreak 5/7
Breakthrough 5/8
Long dist. 1/2

DEFENSE



7m penalties 3/3
Fastbreak 5/6
Breakthrough 16/21
Long dist. 1/1

Shooting statistics

Position	Goals	Sav.	Miss.	Post	Blk.	Total	%
Back (9m)	6	1	1	1	2	11	55
Line (6m)	12	0	0	0	0	12	100
Wing	4	1	0	1	0	6	67
7m penalties	4	0	0	0	0	4	100
Fastbreak	5	2	0	0	0	7	71
Breakthrough	5	1	1	1	0	8	63
Total	36	5	2	3	2	48	75

Jersey number Tot. Total shooting 6m 6m (line) shooting 9m 9m shooting Wng Wing shooting FB Fastbreak sh. 7m 7m penalty sh.
Brk. Breakthrough sh. LD Long distance sh. As. Assists PC Pass clear chance E7 Earned 7m pen. TF Technical faults St. Steals
2m 2m punishments C7. Committed 7m E2 Earned 2m pun. YC. Yellow cards R/B Red/Blue cards Blk. Blocks S Starting Line-up

Handball statistics and livescore by Toma-soft ltd (www.toma-soft.hr)



29th IHF Men's World Championship 2025

Croatia • Denmark • Norway

Main Round III, 1. round



Match Team Statistics

Match No. 57

Sweden 37 - 37 Portugal

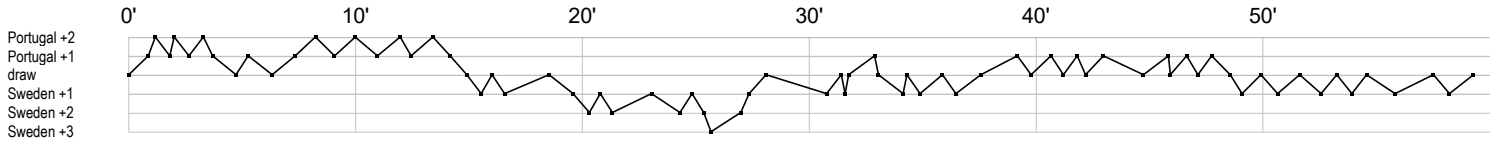
(18 - 18) (19 - 19)

22.1.2025. 18:00

Attendance: 3813

Unity Arena

Referees: Bojan Lah (SLO) / David Sok (SLO)



Sweden

2 Carlsbogard J	a g			p g a t					t t g a		a a		a t
6 Möller F		a	2		ba ft		x x		g				
10 Ekberg N		g			g		c			g			g g
12 Palicka A	r r r	r s r	r r r	r	r s r s r	r r	r		r		r r r r r	r r r r	
13 Karlsson S													
15 Wanne H													
22 Pellas L	t g		g		a		c					g	
23 Lagergren A		a i e							g g g e	2c		g t	b g g g
24 Gottfridsson J				t fba		g p a		p		a f af g t a	g		a g f a
28 Edvardsson J					a	p							e g f
29 Svensson													
33 Sandell L		t g		g f f a		p g g f t							
35 Nilsson A				g	g	f	f				g		
42 Johansson E		g t b				g g t g	t				a r		
45 Forsell				c							g	g i	
51 Norsten F						r s r r r r		r r r r		r r r r			r s r r

Portugal

4 Portela P									g t		f		g
8 Iturriza	b		2c						p g b		g b g g		bg
14 Silva R		p	f		e					t a		t ai t	g
16 Marques D										r		r r r r	
21 Fernandes L	g	g f		bg			g y b						
23 Branquinho D													g
25 Areia A					g f			g f g			g		
26 Costa F		g		ig		a f		e e f a a f	ga g		a a	2	2 g a
31 Salvador S	a					g g	a	a		c			c
41 Capdeville G	r r r r	r r	sr	r rs s r r r r	sr	r rs s r r r s		r r s r r ts	r r r				r r r sr r
66 Gomes J					f	t f	f						
79 Costa M	a g		t	g t					a a			g p	g a g a f
80 Oliveira M													
82 Frade L	g a			p g t			g g		ief		g g	g	a
86 Brandao R													
88 Magalhaes F												g	

In game	g Goal scored	f Missed shot	a Assist	t Technical faults	b Steal
2 2min suspension	e Earned 7m	c Committed 7m	y Yellow card	r Red Card	k Blue card
i Earned 2min.	x Block	4 4min suspension	p Pass for clear chance	s Saved shot	r Received goal