



# 29th IHF Men's World Championship 2025

Croatia • Denmark • Norway

President's Cup I, 1. round



Match Team Statistics

Match No. 55

## Poland 38 - 32 Algeria

(19 - 14) (19 - 18)

21.1.2025. 18:00

Attendance: 168

Žatika Sport Centre

Referees: Cristian Lemes (URU) / Mathias Sosa (URU)

### Poland

#	Surname and name	S	Goals / shots								Attack				Def.		Penalties			TP								
			Tot.	%	9m	6m	Wing	7m	FB	Brk.	LD	As.	PC	E7	E2	TF	St.	C7	Blk		YC	2m	R	B				
2	PRZYTUŁA Damian	S	7/12	58	4/8					3/4				6				2	1									39:02
4	JEDRASZCZYK Piotr		8/9	89	1/1	2/2		1/1		4/5				2	1			3	1									37:59
5	OLEJNICZAK Michał	S	1/1	100					1/1					3		1	1	2	1	1								40:25
8	BIS Bartłomiej																				2		1					14:03
11	PATEREK Paweł		6/6	100	2/2			1/1	3/3					5	1			1	1									40:45
12	PIETRASIK Ariel													1				1										7:35
19	CZUWARA Jan		1/2	50				1/2										1										12:47
20	ADAMSKI Kamil																											
26	MARCINIAK Marek		2/3	67			2/2		0/1																			30:00
28	GEBALA Maciej	S	3/3	100		3/3											1	1	1	1	1	1	1	1	1	1		38:36
44	CZAPLINSKI Mikolaj	S	3/3	100			3/3							1	1			1										43:48
46	WOJDAN Mateusz	S	3/4	75		0/1	3/3																					20:27
60	LIGARZEWSKI Kacper																											16:23
75	JASTRZEBSKI Marcel	S																										29:16
93	ROGULSKI Łukasz	S	4/6	67		4/6												1										36:20
94	MORAWSKI Adam																											12:34
	Team / bench																									1		
	UKUPNO		38/49	78	7/11	9/12	8/8	1/1	3/5	10/12	0/0			18	3	1	3	12	5	2	3	2	2	0	0			

#	Surname and name	Saves / shots								
		Tot.	%	9m	6m	Wing	7m	FB	Brk.	LD
60	LIGARZEWSKI Kacper	2/13	15	1/4	0/5		1/2	0/1	0/1	
75	JASTRZEBSKI Marcel	9/23	39	7/13	2/4			0/2	0/4	
94	MORAWSKI Adam	0/7	0	0/2	0/2	0/1			0/2	
	TOTAL	11/43	26	8/19	2/11	0/1	1/2	0/3	0/7	0/0

Coach: Marcin Lijewski

Number of attacks: 60, Efficiency: 63%, Average Duration: 27.08 seconds

### Attack by type of defense

	Shots	9m	6m	Wing	TF	E7	E2
On def. 6-0	31/38	7/11	7/9	7/7	11	1	3
On def. 4-2	3/4	0/0	2/2	1/1	1	0	0
Fastbreak	3/5				0	0	0

### Defense by type

	Total	9m	6m	Wing	Stl.	C7	2m
Def. 6-0	28/47	11/26	9/12	1/1	5	2	0
Fastbreak	3/3				0	0	2

### Attack with superiority / minority / goalkeeper out

	Attack				Reaction		
	Att.	Eff.	Shots	TF	FB	LD	Tot.
7 on 6 (GK out)	2	50%	1/1	1	0/0	0/0	0/0
6 on 6 (GK out)	1	0%	0/1	0	0/0	0/0	0/0
6 on 5 (GK out)	2	50%	1/2	0	0/0	0/0	0/0
6 on 6	50	64%	32/40	10			
6 on 5	5	80%	4/4	1			

Player superiority / GK out counted at the end of attack (in case it changes during attack)

### Defense with superiority / minority / goalkeeper out

	Attack				Reaction		
	Att.	Eff.	Shots	TF	FB	LD	Tot.
7 on 6 (GK out)	4	75%	3/4	0	0/0	0/0	0/0
6 on 6 (GK out)	2	50%	1/2	0	0/0	0/0	0/0
6 on 6	48	50%	24/35	13			
5 on 6	1	100%	1/1	0			
7 on 5 (GK out)	1	100%	1/1	0	0/0	0/0	0/0
6 on 5 (GK out)	1	0%	0/1	0	0/0	0/0	0/0
6 on 5	1	100%	1/1	0			
5 on 5	1	100%	1/1	0			

Numbers show attacking numbers of opponent. Lower efficiency of opponent means better defense of this team

# Jersey number Tot. Total shooting 6m 6m (line) shooting 9m 9m shooting Wng Wing shooting FB Fastbreak sh. 7m 7m penalty sh.  
 Brk. Breakthrough sh. LD Long distance sh. As. Assists PC Pass clear chance E7 Earned 7m pen. TF Technical faults St. Steals  
 2m 2m punishments C7. Committed 7m E2 Earned 2m pun. YC. Yellow cards R/B Red/Blue cards Blk. Blocks S Starting Line-up



# 29th IHF Men's World Championship 2025

Croatia • Denmark • Norway

President's Cup I, 1. round



## Match Team Statistics

Match No. 55

## Poland 38 - 32 Algeria

(19 - 14) (19 - 18)

21.1.2025. 18:00

Attendance: 168

Žatika Sport Centre

Referees: Cristian Lemes (URU) / Mathias Sosa (URU)

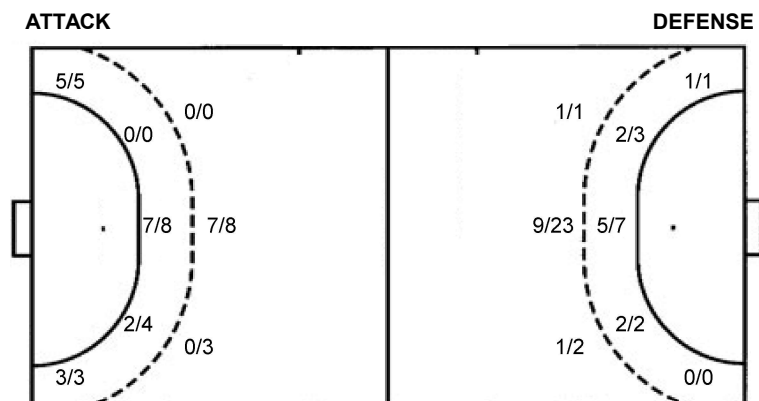
### Shot distribution by player

<b>2 D. Przytuła</b> 2/2 1/1 1/1 1/1 2 post	<b>4 P. Jedraszczyk</b> 1/1 1/1 4/4	<b>5 M. Olejniczak</b> 1/1	<b>8 B. Bis</b>	<b>11 P. Paterek</b> 2/2 1/1 2/2	<b>12 A. Pietrasik</b>	<b>19 J. Czuwara</b> 1/1 1 miss.
<b>20 K. Adamski</b>	<b>26 M. Marciniak</b> 1/1 1/1 lob	<b>28 M. Gebala</b> 2/2 1/1	<b>44 M. Czapliński</b> 2/2 1/1 lob	<b>46 M. Wojdan</b> 1/1 1/2 1/1	<b>93 Ł. Rogulski</b> 1/2 0/1 3/3	<b>TOTAL</b> 5/5 4/4 7/7 2/3 0/2 2/3 1/2 3/4 12/14 2 post 1 miss. 2/2 lob

### Saves distribution goalkeepers

<b>60 K. Ligarzewski</b> 0/1 0/1 1/1 0/2 0/1	<b>75 M. Jastrzębski</b> 3/4 1/2 0/4 2/3 1/1 0/3 0/1 1/2 1/3	<b>94 A. Morawski</b> 0/2 0/3 0/2	<b>TOTAL</b> 3/5 1/3 1/10 2/5 2/2 0/7 0/5 1/2 1/4
---	---	--	--

### Shots by position



7m penalties 1/1  
Fastbreak 3/5  
Breakthrough 10/12  
Long dist. 0/0

7m penalties 1/2  
Fastbreak 3/3  
Breakthrough 7/8  
Long dist. 0/0

### Shooting statistics

Position	Goals	Sav.	Miss.	Post	Blk.	Total	%
Back (9m)	7	2	0	2	0	11	64
Line (6m)	9	3	0	0	0	12	75
Wing	8	0	0	0	0	8	100
7m penalties	1	0	0	0	0	1	100
Fastbreak	3	1	1	0	0	5	60
Breakthrough	10	2	0	0	0	12	83
<b>Total</b>	<b>38</b>	<b>8</b>	<b>1</b>	<b>2</b>	<b>0</b>	<b>49</b>	<b>78</b>

# Jersey number Tot. Total shooting 6m 6m (line) shooting 9m 9m shooting Wng Wing shooting FB Fastbreak sh. 7m 7m penalty sh.  
Brk. Breakthrough sh. LD Long distance sh. As. Assists PC Pass clear chance E7 Earned 7m pen. TF Technical faults St. Steals  
2m 2m punishments C7. Committed 7m E2 Earned 2m pun. YC. Yellow cards R/B Red/Blue cards Blk. Blocks S Starting Line-up

Handball statistics and livescore by Toma-soft ltd (www.toma-soft.hr)



# 29th IHF Men's World Championship 2025

Croatia • Denmark • Norway

President's Cup I, 1. round



Match Team Statistics

Match No. 55

## Poland 38 - 32 Algeria

(19 - 14) (19 - 18)

21.1.2025. 18:00

Attendance: 168

Žatika Sport Centre

Referees: Cristian Lemes (URU) / Mathias Sosa (URU)

### Algeria

#	Surname and name	S	Goals / shots								Attack				Def.			Penalties			TP			
			Tot.	%	9m	6m	Wing	7m	FB	Brk.	LD	As.	PC	E7	E2	TF	St.	C7	Blk	YC		2m	R	B
2	NAIM Zouhir	S	1/3	33	1/3																			25:01
5	BOUNAB Hani Abderrafik		2/5	40	1/3	0/1																		15:39
6	BERKOUS Messaoud	S	6/8	75	4/6																			33:07
7	DAOUD Hichem	S																						31:21
11	BOULESHA Ali																							16:20
15	SAKER Redouane	S	2/2	100																				30:24
16	ZEMOUCHI Yahia	S																						56:00
17	BOUGHABA Zine Eddine		0/1	0		0/1																		15:39
22	GHEDBANE Khalifa																							
24	ABROUS Rayane		0/1	0	0/1																			2:43
31	BOUADJADJA Elyas Ouissan Yannis		6/10	60	3/7	1/1																		33:22
33	CHEHRI Mounir		3/3	100																				29:02
36	HACENE-DJABALLAH Mohamed																							16:44
87	ABDI Ayyoub	S	6/12	50	2/6	2/2																		42:01
94	KHERMOUCHE Bastien Jean R		1/1	100		1/1																		32:28
98	ZENNADI Abdeldjalil	S	5/6	83		5/6																		40:09
	Team / bench																							
	UKUPNO		32/52	62	11/26	9/12	1/1	1/2	3/3	7/8	0/0	12	3	2	2	13	3	1	0	0	2	1	0	

Goalkeepers		Saves / shots								
#	Surname and name	Tot.	%	9m	6m	Wing	7m	FB	Brk.	LD
16	ZEMOUCHI Yahia	8/46	17	2/9	3/12	0/8	0/1	1/4	2/12	
22	GHEDBANE Khalifa									
	TOTAL	8/46	17	2/9	3/12	0/8	0/1	1/4	2/12	0/0

Coach: Farouk Dehili

Number of attacks: 59, Efficiency: 54%, Average Duration: 33.29 seconds

### Attack by type of defense

	Shots	9m	6m	Wing	TF	E7	E2
On def. 6-0	28/47	11/26	9/12	1/1	13	2	2
Fastbreak	3/3				0	0	0

### Defense by type

	Total	9m	6m	Wing	Stl.	C7	2m
Def. 6-0	31/38	7/11	7/9	7/7	3	1	0
Def. 4-2	3/4	0/0	2/2	1/1	0	0	0
Fastbreak	3/5				0	0	2

### Attack with superiority / minority / goalkeeper out

	Attack				Reaction		
	Att.	Eff.	Shots	TF	FB	LD	Tot.
7 on 6 (GK out)	4	75%	3/4	0	0/0	0/0	0/0
6 on 6 (GK out)	2	50%	1/2	0	0/0	0/0	0/0
6 on 6	48	50%	24/35	13			
5 on 6	1	100%	1/1	0			
7 on 5 (GK out)	1	100%	1/1	0	0/0	0/0	0/0
6 on 5 (GK out)	1	0%	0/1	0	0/0	0/0	0/0
6 on 5	1	100%	1/1	0			
5 on 5	1	100%	1/1	0			

Player superiority / GK out counted at the end of attack (in case it changes during attack)

### Defense with superiority / minority / goalkeeper out

	Attack				Reaction		
	Att.	Eff.	Shots	TF	FB	LD	Tot.
7 on 6 (GK out)	2	50%	1/1	1	0/0	0/0	0/0
6 on 6 (GK out)	1	0%	0/1	0	0/0	0/0	0/0
6 on 5 (GK out)	2	50%	1/2	0	0/0	0/0	0/0
6 on 6	50	64%	32/40	10			
6 on 5	5	80%	4/4	1			

Numbers show attacking numbers of opponent. Lower efficiency of opponent means better defense of this team

# Jersey number Tot. Total shooting 6m 6m (line) shooting 9m 9m shooting Wng Wing shooting FB Fastbreak sh. 7m 7m penalty sh.  
 Brk. Breakthrough sh. LD Long distance sh. As. Assists PC Pass clear chance E7 Earned 7m pen. TF Technical faults St. Steals  
 2m 2m punishments C7. Committed 7m E2 Earned 2m pun. YC. Yellow cards R/B Red/Blue cards Blk. Blocks S Starting Line-up



# 29th IHF Men's World Championship 2025

Croatia • Denmark • Norway

President's Cup I, 1. round



## Match Team Statistics

Match No. 55

## Poland 38 - 32 Algeria

(19 - 14) (19 - 18)

21.1.2025. 18:00

Attendance: 168

Žatika Sport Centre

Referees: Cristian Lemes (URU) / Mathias Sosa (URU)

### Shot distribution by player

<b>2 Z. Naim</b> 0/1 1/1 0/1	<b>5 H. Bounab</b> 1/2 1/1 2 miss.	<b>6 M. Berkous</b> 1/2 2/2 0/1 3/3	<b>7 H. Daoud</b>	<b>11 A. Boulesha</b>	<b>15 R. Saker</b> 1/1 1/1	<b>17 Z. Boughaba</b> 1 miss.
<b>24 R. Abrous</b> 1 block	<b>31 E. Bouadjaja</b> 1/3 1/1 2/2 1/1 1/1 1 miss. 1 block	<b>33 M. Chehri</b> 1/1 1/1 1/1	<b>36 M. Hacene-Djaballah</b>	<b>87 A. Abdi</b> 1/2 0/1 2/3 3/3 1 post 1 miss. 1 block	<b>94 B. Khermouche</b> 1/1	<b>98 A. Zennadi</b> 1/1 1/1 1/1 0/1 1/1 1/1

### TOTAL

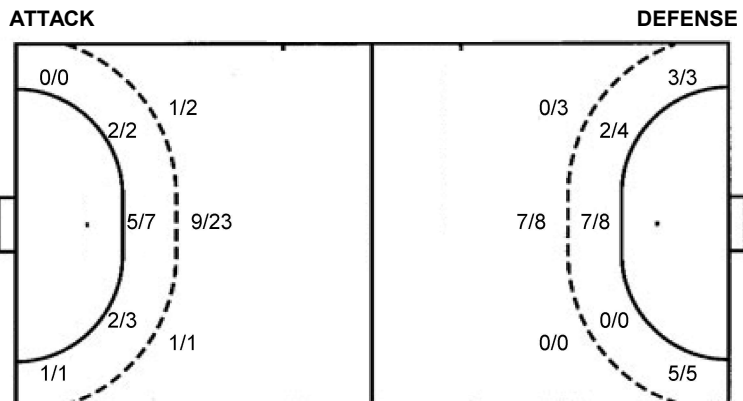
2/5	3/5	5/5
2/3	0/2	1/2
9/10	7/7	3/4

1 post 5 miss. 3 block

### Saves distribution goalkeepers

<b>16 Y. Zemouchi</b> 0/5 1/3 1/2 0/4 2/2 1/4 0/7 1/3 2/14	<b>22 K. Ghedbane</b>	<b>TOTAL</b> 0/5 1/3 1/2 0/4 2/2 1/4 0/7 1/3 2/14
---	-----------------------	--

### Shots by position



7m penalties 1/2  
Fastbreak 3/3  
Breakthrough 7/8  
Long dist. 0/0

7m penalties 1/1  
Fastbreak 3/5  
Breakthrough 10/12  
Long dist. 0/0

### Shooting statistics

Position	Goals	Sav.	Miss.	Post	Blk.	Total	%
Back (9m)	11	8	4	0	3	26	42
Line (6m)	9	2	1	0	0	12	75
Wing	1	0	0	0	0	1	100
7m penalties	1	1	0	0	0	2	50
Fastbreak	3	0	0	0	0	3	100
Breakthrough	7	0	0	1	0	8	88
<b>Total</b>	<b>32</b>	<b>11</b>	<b>5</b>	<b>1</b>	<b>3</b>	<b>52</b>	<b>62</b>

# Jersey number Tot. Total shooting 6m 6m (line) shooting 9m 9m shooting Wng Wing shooting FB Fastbreak sh. 7m 7m penalty sh.  
Brk. Breakthrough sh. LD Long distance sh. As. Assists PC Pass clear chance E7 Earned 7m pen. TF Technical faults St. Steals  
2m 2m punishments C7. Committed 7m E2 Earned 2m pun. YC. Yellow cards R/B Red/Blue cards Blk. Blocks S Starting Line-up



# 29th IHF Men's World Championship 2025

Croatia • Denmark • Norway

President's Cup I, 1. round



## Match Team Statistics

Match No. 55

## Poland 38 - 32 Algeria

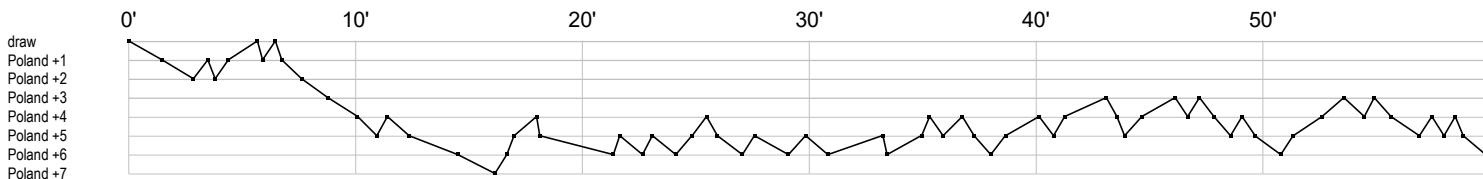
(19 - 14) (19 - 18)

21.1.2025. 18:00

Attendance: 168

Žatika Sport Centre

Referees: Cristian Lemes (URU) / Mathias Sosa (URU)



### Poland

2 Przytuła D	f f a a g g a a fg g b t a f f g a g t g
4 Jedraszczyk	g g t a a g p g t g b t g g f g
5 Olejniczak M	b a a a t t c i e g
8 Bis B	x x 2
11 Paterek P	g g a p t b g g g a a a g
12 Pietrasik A	t a
19 Czuwara J	f g t
20 Adamski K	
26 Marciniak M	f g g
28 Gebala M	y g b t i x 2c g g
44 Czaplinski M	a g t g g p
46 Wojdan M	g f g g
60 Ligarzewski K	r r r s r r r r r s r
75 Jastrzębski M	s r r r r s s s r s r r r r r s r
93 Rogulski L	g g g f i f g
94 Morawski A	r r r r r r r

### Algeria

2 Naim Z	g f f t
5 Bounab H	f f gt g f
6 Berkous M	g a g f g f e g t a g g a p
7 Daoud H	a b a
11 Boulesha A	t
15 Saker R	g g
16 Zemouchi Y	sr r r r r r r r r s sr r r r r r s r r r r r s r r r r r s r r r r r
17 Boughaba Z	
22 Ghedbane K	
24 Arous R	f t
31 Bouadjadja E	f g f gg f g g a t g f g g
33 Chehri M	g g g g
36 Hacene-Djabal	t
87 Abdi A	f t t g f p i f p t f a b a a g g g t i e f g a t g a a
94 Khermouche	2 g 2 r c
98 Zennadi A	f b g g g g g g

In game	<b>g</b> Goal scored	<b>f</b> Missed shot	<b>a</b> Assist	<b>t</b> Technical faults	<b>b</b> Steal
<b>2</b> 2min suspension	<b>e</b> Earned 7m	<b>c</b> Committed 7m	<b>y</b> Yellow card	<b>r</b> Red Card	<b>k</b> Blue card
<b>i</b> Earned 2min.	<b>x</b> Block	<b>4</b> 4min suspension	<b>p</b> Pass for clear chance	<b>s</b> Saved shot	<b>r</b> Received goal