



29th IHF Men's World Championship 2025

Croatia • Denmark • Norway

Main Round II, 1. round



Match Team Statistics

Match No. 54

Qatar 37 - 38 Netherlands

(19 - 17) (18 - 21)

21.1.2025. 18:00

Attendance: 1500

Varaždin Arena

Referees: Mirza Kurtagic (SWE) / Mattias Wetterwik (SWE)

Qatar

Players			Goals / shots									Attack					Def.			Penalties				TP
#	Surname and name	S	Tot.	%	9m	6m	Wing	7m	FB	Brk.	LD	As.	PC	E7	E2	TF	St.	C7	Blk	YC	2m	R	B	
1	MARKOVIC Zarko	S	8/10	80	4/6	1/1		3/3				4				1								34:35
7	MADADI Ahmad	S	3/3	100		1/1	1/1			1/1		1				1	1							29:49
9	CAPOTE Rafael		1/2	50	1/2											1		1						16:13
10	MARZO Frankis	S	11/18	61	4/10	1/1				6/7		5				4								41:15
11	AHMAD MURAD Abdulrazzaq		1/1	100			1/1																	29:00
12	LEPENICA Bilal																							5:27
13	MEMISEVIC Eldar		0/1	0			0/1					1									1			8:01
22	TAREK ABDALLA Abdelrahman															1								14:01
23	BERRACHED Allaedine		2/2	100			2/2							1	1		1				1			38:14
24	SINEN Wajdi	S	0/1	0	0/1								1			1					1			29:56
28	AISSA Nidhal	S	2/2	100			2/2							1			1			1				21:34
41	ALTAIEB ALI Youssef	S	2/3	67		2/3						1									1			27:04
44	GUEHIS Amine		5/5	100		5/5								1	1	1	1				1			34:29
88	HEIBA Moustafa		2/3	67	1/2					1/1		2	1			2								34:26
94	ZAKKAR Ameen																	2				1		5:58
98	SULIJAKOVIC Anadin	S																						48:42
	Team / bench																			1				
	UKUPNO		37/51	73	10/21	10/11	6/7	3/3	0/0	8/9	0/0	14	2	3	2	12	4	3	0	2	5	1	0	

Goalkeepers		Saves / shots									
#.	Surname and name	Tot.	%	9m	6m	Wing	7m	FB	Brk.	LD	
12	LEPENICA Bilal	1/6	17	0/1		0/2		1/1	0/2		
98	SULIJAKOVIC Anadin	8/41	20	0/2	2/5	3/12	0/3	1/2	1/16	1/1	
	TOTAL	9/47	19	0/3	2/5	3/14	0/3	2/3	1/18	1/1	

Coach: Veselin Vujovic

Number of attacks: 59, Efficiency: 63%, Average Duration: 38.10 seconds

Attack by type of defense

	Shots	9m	6m	Wing	TF	E7	E2
On def. 6-0	20/29	6/12	5/6	4/5	5	1	1
On def. 5-1	13/18	4/9	5/5	2/2	6	2	1
On def. press.	1/1	0/0	0/0	0/0	1	0	0
Fastbreak	0/0				0	0	0

Defense by type

	Total	9m	6m	Wing	Stl.	C7	2m
Def. 6-0	27/33	2/2	2/4	8/11	3	1	0
Def. 5-1	7/7	1/1	1/1	3/3	1	2	0
Fastbreak	1/3				0	0	5

Attack with superiority / minority / goalkeeper out

	Attack				Reaction		
	Att.	Eff.	Shots	TF	FB	LD	Tot.
7 on 6 (GK out)	3	100%	3/3	0	0/0	0/0	0/0
7 on 5 (GK out)	2	50%	1/2	0	0/0	0/0	0/0
6 on 6 (GK out)	6	83%	5/5	1	0/0	0/0	0/0
5 on 6 (GK out)	1	0%	0/0	1	0/0	0/0	0/0
4 on 6 (GK out)	1	100%	1/1	0	0/0	0/1	0/1
6 on 6	42	57%	24/33	9			
6 on 5	4	75%	3/3	1			

Player superiority / GK out counted at the end of attack (in case it changes during attack)

Defense with superiority / minority / goalkeeper out

	Attack				Reaction		
	Att.	Eff.	Shots	TF	FB	LD	Tot.
7 on 6 (GK out)	2	50%	1/1	1	0/0	0/0	0/0
6 on 6 (GK out)	3	67%	2/2	1	0/0	0/0	0/0
6 on 6	44	66%	29/35	9			
6 on 5 (GK out)	1	100%	1/1	0	0/0	0/0	0/0
6 on 5	6	67%	4/4	2			
6 on 4	1	0%	0/1	0			
6 on 3	2	50%	1/2	0			

Numbers show attacking numbers of opponent. Lower efficiency of opponent means better defense of this team

#	Jersey number	Tot.	Total shooting	6m	6m (line) shooting	9m	9m shooting	Wng	Wing shooting	FB	Fastbreak sh.	7m	7m penalty sh.
Brk.	Breakthrough sh.	LD	Long distance sh.	As.	Assists	PC	Pass clear chance	E7	Earned 7m pen.	TF	Technical faults	St.	Steals
2m	2m punishments	C7.	Committed 7m	E2	Earned 2m pun.	YC.	Yellow cards	R/B	Red/Blue cards	Blk.	Blocks	S	Starting Line-up

Handball statistics and livescore by Toma-soft ltd (www.toma-soft.hr)



29th IHF Men's World Championship 2025

Croatia • Denmark • Norway

Main Round II, 1. round



Match Team Statistics

Match No. 54

Qatar 37 - 38 Netherlands

(19 - 17) (18 - 21)

21.1.2025. 18:00

Attendance: 1500

Varaždin Arena

Referees: Mirza Kurtagic (SWE) / Mattias Wetterwik (SWE)

Shot distribution by player

1 Z. Markovic	7 A. Madadi	9 R. Capote	10 F. Marzo	11 A. Ahmad Murad	13 E. Memisevic	22 A. Tarek Abdalla																																																															
<table><tr><td></td><td></td><td></td></tr><tr><td></td><td>0/1</td><td>3/3</td></tr><tr><td>2/2</td><td>1/1</td><td>2/2</td></tr></table>					0/1	3/3	2/2	1/1	2/2	<table><tr><td></td><td></td><td>1/1</td></tr><tr><td></td><td></td><td></td></tr><tr><td></td><td></td><td>2/2</td></tr></table>			1/1						2/2	<table><tr><td></td><td></td><td>1/1</td></tr><tr><td></td><td></td><td>0/1</td></tr><tr><td></td><td></td><td></td></tr></table>			1/1			0/1				<table><tr><td>1/1</td><td></td><td></td></tr><tr><td></td><td>0/1</td><td></td></tr><tr><td>4/8</td><td></td><td>6/7</td></tr></table>	1/1				0/1		4/8		6/7	<table><tr><td></td><td></td><td>1/1</td></tr><tr><td></td><td></td><td></td></tr><tr><td></td><td></td><td></td></tr></table>			1/1							<table><tr><td></td><td></td><td></td></tr><tr><td></td><td>0/1</td><td></td></tr><tr><td></td><td></td><td></td></tr></table>					0/1					<table><tr><td></td><td></td><td></td></tr><tr><td></td><td></td><td></td></tr><tr><td></td><td></td><td></td></tr></table>									
	0/1	3/3																																																																			
2/2	1/1	2/2																																																																			
		1/1																																																																			
		2/2																																																																			
		1/1																																																																			
		0/1																																																																			
1/1																																																																					
	0/1																																																																				
4/8		6/7																																																																			
		1/1																																																																			
	0/1																																																																				
1 miss.			1 block																																																																		
23 A. Berrached	24 W. Sinen	28 N. Aissa	41 Y. Altaieb Ali	44 A. Guehis	88 M. Heiba	94 A. Zakkar																																																															
<table><tr><td></td><td>1/1</td><td></td></tr><tr><td></td><td></td><td></td></tr><tr><td>1/1</td><td></td><td></td></tr></table>		1/1					1/1			<table><tr><td></td><td></td><td></td></tr><tr><td></td><td></td><td></td></tr><tr><td></td><td></td><td>0/1</td></tr></table>									0/1	<table><tr><td>2/2</td><td></td><td></td></tr><tr><td></td><td></td><td></td></tr><tr><td></td><td></td><td></td></tr></table>	2/2									<table><tr><td>1/1</td><td></td><td>1/1</td></tr><tr><td></td><td></td><td></td></tr><tr><td></td><td></td><td></td></tr></table>	1/1		1/1							<table><tr><td></td><td></td><td>1/1</td></tr><tr><td></td><td>1/1</td><td></td></tr><tr><td>2/2</td><td></td><td>1/1</td></tr></table>			1/1		1/1		2/2		1/1	<table><tr><td></td><td>1/1</td><td></td></tr><tr><td>0/1</td><td></td><td></td></tr><tr><td></td><td></td><td>1/1</td></tr></table>		1/1		0/1					1/1	<table><tr><td></td><td></td><td></td></tr><tr><td></td><td></td><td></td></tr><tr><td></td><td></td><td></td></tr></table>									
	1/1																																																																				
1/1																																																																					
		0/1																																																																			
2/2																																																																					
1/1		1/1																																																																			
		1/1																																																																			
	1/1																																																																				
2/2		1/1																																																																			
	1/1																																																																				
0/1																																																																					
		1/1																																																																			
			1 post																																																																		

TOTAL

4/4	2/2	5/5
0/1	1/4	3/4
9/13	1/1	12/14

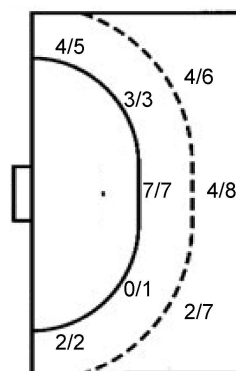
1 post 1 miss. 1 block

Saves distribution goalkeepers

12 B. Lepenica <table><tr><td></td><td>1/1</td><td></td></tr><tr><td></td><td></td><td></td></tr><tr><td>0/1</td><td></td><td>0/4</td></tr></table>		1/1					0/1		0/4	98 A. Suljakovic <table><tr><td>1/6</td><td>1/3</td><td>0/1</td></tr><tr><td>1/1</td><td>2/2</td><td></td></tr><tr><td>1/15</td><td>1/3</td><td>1/9</td></tr></table>	1/6	1/3	0/1	1/1	2/2		1/15	1/3	1/9	TOTAL <table><tr><td>1/6</td><td>2/4</td><td>0/1</td></tr><tr><td>1/1</td><td>2/2</td><td></td></tr><tr><td>1/16</td><td>1/3</td><td>1/13</td></tr></table>	1/6	2/4	0/1	1/1	2/2		1/16	1/3	1/13
	1/1																												
0/1		0/4																											
1/6	1/3	0/1																											
1/1	2/2																												
1/15	1/3	1/9																											
1/6	2/4	0/1																											
1/1	2/2																												
1/16	1/3	1/13																											

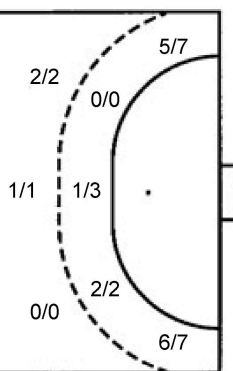
Shots by position

ATTACK



7m penalties 3/3
Fastbreak 0/0
Breakthrough 8/9
Long dist. 0/0

DEFENSE



7m penalties 3/3
Fastbreak 1/3
Breakthrough 17/18
Long dist. 0/1

Shooting statistics

Position	Goals	Sav.	Miss.	Post	Blk.	Total	%
Back (9m)	10	9	1	0	1	21	48
Line (6m)	10	0	0	1	0	11	91
Wing	6	1	0	0	0	7	86
7m penalties	3	0	0	0	0	3	100
Fastbreak	0	0	0	0	0	0	0
Breakthrough	8	1	0	0	0	9	89
Total	37	11	1	1	1	51	73

#	Jersey number	Tot.	Total shooting	6m	6m (line) shooting	9m	9m shooting	Wng	Wing shooting	FB	Fastbreak sh.	7m	7m penalty sh.
Brk.	Breakthrough sh.	LD	Long distance sh.	As.	Assists	PC	Pass clear chance	E7	Earned 7m pen.	TF	Technical faults	St.	Steals
2m	2m punishments	C7.	Committed 7m	E2	Earned 2m pun.	YC.	Yellow cards	R/B	Red/Blue cards	Blk.	Blocks	S	Starting Line-up

Handball statistics and livescore by Toma-soft Ltd (www.toma-soft.hr)



29th IHF Men's World Championship 2025

Croatia • Denmark • Norway

Main Round II, 1. round



Match Team Statistics

Match No. 54

Qatar 37 - 38 Netherlands

(19 - 17) (18 - 21)

21.1.2025. 18:00

Attendance: 1500

Varaždin Arena

Referees: Mirza Kurtagic (SWE) / Mattias Wetterwik (SWE)

Netherlands

Players			Goals / shots									Attack					Def.			Penalties				TP
#	Surname and name	S	Tot.	%	9m	6m	Wing	7m	FB	Brk.	LD	As.	PC	E7	E2	TF	St.	C7	Blk	YC	2m	R	B	
1	RAVENSBERGEN Bart															1								29:15
3	STAVAST Ivar		1/1	100						1/1				1	1									9:13
5	TEN VELDE Rutger	S	7/9	78			4/6	3/3							1	2	1	1				1		58:21
7	SCHOENAKER Robin	S	0/1	0					0/1									1						24:53
12	DORGELO Matthias	S																						28:15
15	KOOIJ Lars		1/4	25		1/3					0/1				1	2			1	1				45:33
17	GEENEN Kaj		1/1	100			1/1									1								1:44
20	VERSTEIJNEN Niels		4/6	67	1/1		3/4		0/1			1				2	1							44:14
21	KLEIJKERS Martijn															1					1			8:36
22	STEINS Luc	S	7/7	100						7/7		8	4	1		3	1	1						56:47
23	SMITS Jorn																							
31	SMITS Kay	S	5/5	100	1/1	2/2			1/1	1/1		2	1	1	1	1	1							52:03
38	SCHMEITS Rob	S	3/3	100			3/3														1			9:38
40	NAGTEGAAL Robin																							0:17
41	VAN DER BAN Jeromy																							
77	BAIJENS Dani	S	9/10	90	1/1					8/9		4	2		1									51:11
	Team / bench																							
	UKUPNO		38/47	81	3/3	3/5	11/14	3/3	1/3	17/18	0/1	15	7	3	5	13	4	3	1	1	2	1	0	

Goalkeepers		Saves / shots									
#.	Surname and name	Tot.	%	9m	6m	Wing	7m	FB	Brk.	LD	
1	RAVENSBERGEN Bart	6/24	25	5/9	0/6	1/3	0/3		0/3		
12	DORGELO Matthias	5/24	21	4/10	0/4	0/4			1/6		
	TOTAL	11/48	23	9/19	0/10	1/7	0/3	2/0	1/9	0/0	

Coach: Erik Staffan Olsson

Number of attacks: 59, Efficiency: 64%, Average Duration: 22.63 seconds

Attack by type of defense

	Shots	9m	6m	Wing	TF	E7	E2
On def. 6-0	27/33	2/2	2/4	8/11	10	1	2
On def. 5-1	7/7	1/1	1/1	3/3	3	2	3
Fastbreak	1/3				0	0	0

Defense by type

	Total	9m	6m	Wing	Stl.	C7	2m
Def. 6-0	20/29	6/12	5/6	4/5	2	1	0
Def. 5-1	13/18	4/9	5/5	2/2	1	2	0
Def. press.	1/1	0/0	0/0	0/0	1	0	0
Fastbreak	0/0				0	0	2

Attack with superiority / minority / goalkeeper out

	Attack				Reaction		
	Att.	Eff.	Shots	TF	FB	LD	Tot.
7 on 6 (GK out)	2	50%	1/1	1	0/0	0/0	0/0
6 on 6 (GK out)	3	67%	2/2	1	0/0	0/0	0/0
6 on 6	44	66%	29/35	9			
6 on 5 (GK out)	1	100%	1/1	0	0/0	0/0	0/0
6 on 5	6	67%	4/4	2			
6 on 4	1	0%	0/1	0			
6 on 3	2	50%	1/2	0			

Player superiority / GK out counted at the end of attack (in case it changes during attack)

Defense with superiority / minority / goalkeeper out

	Attack				Reaction		
	Att.	Eff.	Shots	TF	FB	LD	Tot.
7 on 6 (GK out)	3	100%	3/3	0	0/0	0/0	0/0
7 on 5 (GK out)	2	50%	1/2	0	0/0	0/0	0/0
6 on 6 (GK out)	6	83%	5/5	1	0/0	0/0	0/0
5 on 6 (GK out)	1	0%	0/0	1	0/0	0/0	0/0
4 on 6 (GK out)	1	100%	1/1	0	0/0	0/1	0/1
6 on 6	42	57%	24/33	9			
6 on 5	4	75%	3/3	1			

Numbers show attacking numbers of opponent. Lower efficiency of opponent means better defense of this team

#	Jersey number	Tot.	Total shooting	6m	6m (line) shooting	9m	9m shooting	Wng	Wing shooting	FB	Fastbreak sh.	7m	7m penalty sh.
Brk.	Breakthrough sh.	LD	Long distance sh.	As.	Assists	PC	Pass clear chance	E7	Earned 7m pen.	TF	Technical faults	St.	Steals
2m	2m punishments	C7.	Committed 7m	E2	Earned 2m pun.	YC.	Yellow cards	R/B	Red/Blue cards	Blk.	Blocks	S	Starting Line-up

Handball statistics and livescore by Toma-soft ltd (www.toma-soft.hr)



29th IHF Men's World Championship 2025

Croatia • Denmark • Norway

Main Round II, 1. round



Match Team Statistics

Match No. 54

Qatar 37 - 38 Netherlands

(19 - 17) (18 - 21)

21.1.2025. 18:00

Attendance: 1500

Varaždin Arena

Referees: Mirza Kurtagic (SWE) / Mattias Wetterwik (SWE)

Shot distribution by player

3 I. Stavast

1/1		

5 R. Ten Velde

	0/1	
2/2	1/2	4/4

7 R. Schoenaker

	0/1	

15 L. Kooij

0/1		
0/1		1/2

17 K. Geenen

		1/1

20 N. Versteijnen

1/1	1/2	
	0/1	
		2/2

21 M. Kleijkers

22 L. Steins

1/1	1/1	
4/4		

1/1 lob

23 J. Smits

31 K. Smits

2/2		1/1
2/2		

38 R. Schmeits

2/2		1/1

40 R. Nagtegaal

41 J. Van Der Ban

77 D. Baijens

1/1		
0/1		
4/4	1/1	3/3

TOTAL

5/6	2/4	1/1
0/1	0/2	
15/16	2/3	12/13

1/1 lob

Saves distribution goalkeepers

1 B.

Ravensbergen

	0/2	0/3
	2/2	1/3
2/7	0/1	1/6

12 M. Dorgelo

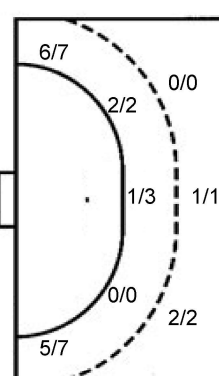
0/4		0/2
1/1	1/2	0/1
2/6		1/8

TOTAL

0/4	0/2	0/5
1/1	3/4	1/4
4/13	0/1	2/14

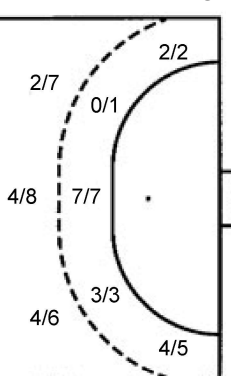
Shots by position

ATTACK



7m penalties	3/3
Fastbreak	1/3
Breakthrough	17/18
Long dist.	0/1

DEFENSE



7m penalties	3/3
Fastbreak	0/0
Breakthrough	8/9
Long dist.	0/0

Shooting statistics

Position	Goals	Sav.	Miss.	Post	Blk.	Total	%
Back (9m)	3	0	0	0	0	3	100
Line (6m)	3	2	0	0	0	5	60
Wing	11	3	0	0	0	14	79
7m penalties	3	0	0	0	0	3	100
Fastbreak	1	2	0	0	0	3	33
Breakthrough	17	1	0	0	0	18	94
Total	38	8	0	0	0	46	83

#	Jersey number	Tot.	Total shooting	6m	6m (line) shooting	9m	9m shooting	Wng	Wing shooting	FB	Fastbreak sh.	7m	7m penalty sh.
Brk.	Breakthrough sh.	LD	Long distance sh.	As.	Assists	PC	Pass clear chance	E7	Earned 7m pen.	TF	Technical faults	St.	Steals
2m	2m punishments	C7.	Committed 7m	E2	Earned 2m pun.	YC.	Yellow cards	R/B	Red/Blue cards	Blk.	Blocks	S	Starting Line-up

Handball statistics and livescore by Toma-soft ltd (www.toma-soft.hr)

