



29th IHF Men's World Championship 2025

Croatia • Denmark • Norway

Main Round I, 1. round



Match Team Statistics

Match No. 49

Denmark 40 - 30 Germany

(24 - 18) (16 - 12)

21.1.2025. 20:30

Attendance: 14466

Jyske Bank Boxen

Referees: Gjorgji Nachevski (MKD) / Slave Nikolov (MKD)

Denmark

Players		Goals / shots									Attack				Def.		Penalties			TP						
#	Surname and name	S	Tot.	%	9m	6m	Wing	7m	FB	Brk.	LD	As.	PC	E7	E2	TF	St.	C7	Bik	YC	2m	R	B			
3	KIRKELOKKE Niclas Vest	S	4/5	80			3/3		0/1		1/1			1			1	2							59:38	
4	LANDIN JACOBSEN Magnus	S	1/1	100			1/1											1							30:00	
7	JAKOBSEN Emil M.		3/5	60			1/2	2/2	0/1									1							27:16	
11	LAUGE SCHMIDT Rasmus	S	5/8	63	3/4					2/4		3	1			1	1								25:54	
12	NIELSEN Emil	S																							22:24	
15	SAUGSTRUP JENSEN Magnus	S	2/2	100		2/2											2	2		1					45:30	
19	GIDSEL Mathias	S	10/12	83	2/4	2/2	1/1		1/1	4/4		11	4	1	2	2						1			58:19	
20	MOLLER Kevin																								36:48	
25	JORGENSEN Lukas Lindhard	S	2/4	50		2/2			0/1	0/1		2					1	3			1				47:36	
26	Á PLÓGV HANSEN Johan																									
28	ANDERSSON Lasse B.		3/4	75	1/1				0/1	2/2						1	1								17:09	
33	SIERSBAK BERGHOLT Emil											1													3:00	
34	HALD JENSEN Simon																									
42	ARNOLDBSEN Thomas Sommer		2/2	100					1/1	1/1						1									2:56	
43	PYTLICK Simon Bogetoft		8/11	73	1/4				1/1	6/6		3	1	1	1					1					41:16	
45	MADSEN Emil W.																								2:14	
	Team / bench																									
	UKUPNO		40/54	74	7/13	6/6	6/7	2/2	3/7	15/18	1/1	20	7	2	3	6	7	7	1	1	2	0	0			

Goalkeepers		Saves / shots								
#	Surname and name	Tot.	%	9m	6m	Wing	7m	FB	Brk.	LD
12	NIELSEN Emil	3/17	18	3/10			0/4		0/3	
20	MOLLER Kevin	9/25	36	4/9	1/3	1/3	1/3	0/1	2/6	
	TOTAL	12/42	29	7/19	1/3	1/3	1/7	0/1	2/9	0/0

Coach: Nikolaj Jacobsen

Number of attacks: 55, Efficiency: 73%, Average Duration: 28.67 seconds

Attack by type of defense

	Shots	9m	6m	Wing	TF	E7	E2
On def. 6-0	31/41	7/13	6/6	4/5	6	2	2
On def. 5-1	3/3	0/0	0/0	2/2	0	0	1
Fastbreak	3/7				0	0	0

Defense by type

	Total	9m	6m	Wing	Stl.	C7	2m
Def. 6-0	21/35	11/19	2/5	1/2	7	7	0
Def. 5-1	2/2	1/1	0/0	1/1	0	0	0
Fastbreak	1/1				0	0	2

Attack with superiority / minority / goalkeeper out

	Attack				Reaction		
	Att.	Eff.	Shots	TF	FB	LD	Tot.
7 on 6 (GK out)	1	0%	0/1	0	0/0	0/0	0/0
6 on 6 (GK out)	1	0%	0/1	0	0/0	0/0	0/0
6 on 6	45	76%	34/40	5			
6 on 5	8	75%	6/7	1			

Player superiority / GK out counted at the end of attack (in case it changes during attack)

Defense with superiority / minority / goalkeeper out

	Attack				Reaction		
	Att.	Eff.	Shots	TF	FB	LD	Tot.
7 on 6 (GK out)	3	0%	0/1	2	0/0	0/0	0/0
6 on 6 (GK out)	5	60%	3/3	2	0/0	1/1	1/1
6 on 6	44	55%	24/36	8			
7 on 5 (GK out)	1	100%	1/1	0	0/0	0/0	0/0
6 on 5	2	100%	2/2	0			

Numbers show attacking numbers of opponent. Lower efficiency of opponent means better defense of this team

Jersey number Tot. Total shooting 6m 6m (line) shooting 9m 9m shooting Wng Wing shooting FB Fastbreak sh. 7m 7m penalty sh.
 Brk. Breakthrough sh. LD Long distance sh. As. Assists PC Pass clear chance E7 Earned 7m pen. TF Technical faults St. Steals
 2m 2m punishments C7. Committed 7m E2 Earned 2m pun. YC. Yellow cards R/B Red/Blue cards Blk. Blocks S Starting Line-up



29th IHF Men's World Championship 2025

Croatia • Denmark • Norway

Main Round I, 1. round



Match Team Statistics

Match No. 49

Denmark 40 - 30 Germany

(24 - 18) (16 - 12)

21.1.2025. 20:30

Attendance: 14466

Jyske Bank Boxen

Referees: Gjorgji Nachevski (MKD) / Slave Nikolov (MKD)

Shot distribution by player

3 N. Kirkelokke

1/1		
1/1		0/1
	1/1	1/1

4 M. Landin Jacobsen

		1/1

7 E. Jakobsen

1/1		
		0/1
2/2		

1 post

11 R. Lauge Schmidt

		1/1
0/1		1/1
1/2	1/1	1/1

1 post

15 M. Saugstrup Jensen

	1/1	
		1/1

19 M. Gidsel

		2/2
3/3	2/2	3/3

2 block

25 L. Jorgensen

1/2		
0/1		1/1

26 J. Á Plógv Hansen

28 L. Andersson

	2/2	1/1

1 post

33 E. Siersbak Bergholt

34 S. Hald Jensen

42 T. Arnoldsen

1/1		1/1

43 S. Pytlick

	1/1	
1/2		1/2
3/4		2/2

45 E. Madsen

TOTAL

3/4	2/2	2/2
2/5		5/8
10/12	6/6	10/10

3 post 2 block

Saves distribution goalkeepers

12 E. Nielsen

0/2		0/2
	1/1	1/2
1/4	0/2	0/4

20 K. Moller

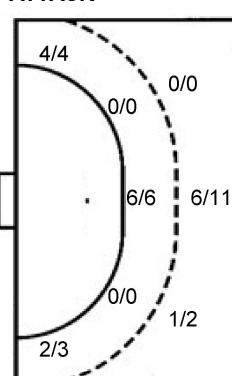
0/1	2/2	0/1
1/4	1/1	2/4
0/3	1/4	2/5

TOTAL

0/3	2/2	0/3
1/4	2/2	3/6
1/7	1/6	2/9

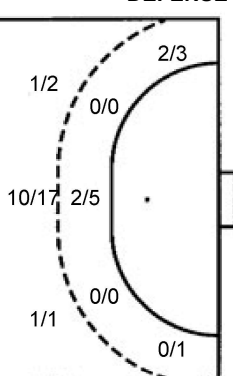
Shots by position

ATTACK



7m penalties	2/2
Fastbreak	3/7
Breakthrough	15/18
Long dist.	1/1

DEFENSE



7m penalties	6/7
Fastbreak	1/1
Breakthrough	7/9
Long dist.	0/0

Shooting statistics

Position	Goals	Sav.	Miss.	Post	Bik.	Total	%
Back (9m)	7	4	0	0	2	13	54
Line (6m)	6	0	0	0	0	6	100
Wing	6	0	0	1	0	7	86
7m penalties	2	0	0	0	0	2	100
Fastbreak	3	3	0	1	0	7	43
Breakthrough	15	2	0	1	0	18	83
Total	39	9	0	3	2	53	74

Jersey number Tot. Total shooting 6m 6m (line) shooting 9m 9m shooting Wng Wing shooting FB Fastbreak sh. 7m 7m penalty sh.
 Brk. Breakthrough sh. LD Long distance sh. As. Assists PC Pass clear chance E7 Earned 7m pen. TF Technical faults St. Steals
 2m 2m punishments C7. Committed 7m E2 Earned 2m pun. YC. Yellow cards R/B Red/Blue cards Blk. Blocks S Starting Line-up

Handball statistics and livescore by Toma-soft ltd (www.toma-soft.hr)



29th IHF Men's World Championship 2025

Croatia • Denmark • Norway

Main Round I, 1. round



Match Team Statistics

Match No. 49

Denmark 40 - 30 Germany

(24 - 18) (16 - 12)

21.1.2025. 20:30

Attendance: 14466

Jyske Bank Boxen

Referees: Gjorgji Nachevski (MKD) / Slave Nikolov (MKD)

Germany

#	Surname and name	S	Goals / shots								Attack					Def.			Penalties			TP			
			Tot.	%	9m	6m	Wing	7m	FB	Brk.	LD	As.	PC	E7	E2	TF	St.	C7	Blk	YC	2m		R	B	
1	SPÄTH David	S																							25:16
3	LICHTLEIN Nils		0/1	0	0/1								1	1											4:13
4	GOLLA Johannes		2/4	50		1/3									3			1	1	2					42:44
7	WITZKE Luca		5/6	83	4/4	1/1							1	2				3	1				2		29:55
15	KNORR Juri		2/6	33	1/5										2			2							18:26
17	ZERBE Lukas		1/2	50				0/1																	23:39
18	KÖSTER Julian	S	6/7	86	3/4										1	1	2		1				1		46:44
23	USCINS Renars	S	5/8	63	3/5										3	1	1		6						43:24
33	WOLFF Andreas																								30:33
34	DAHMKKE Rune	S	2/3	67				2/3							1			1					1		56:59
36	MERTENS Lukas																								3:00
39	STUTZKE Lukas	S																							15:21
44	STEINERT Christoph																								16:58
54	FISCHER Justus	S	0/1	0		0/1																			17:16
71	GRGIC Marko		1/1	100	1/1																				10:16
73	KASTENING Timo	S	6/7	86																					35:16
	Team / bench																								
	UKUPNO		30/46	65	12/20	2/5	2/4	6/7	1/1	7/9	0/0		8	4	7	2	12	3	2	2	0	4	0	0	

#	Surname and name	Saves / shots								
		Tot.	%	9m	6m	Wing	7m	FB	Brk.	LD
1	SPÄTH David	3/23	13	1/6	0/3	0/3	0/2	0/2	2/9	
33	WOLFF Andreas	6/25	24	3/5	0/3	0/3	0/2	3/4	0/8	
	TOTAL	9/48	19	4/11	0/6	0/6	0/2	3/6	2/17	0/0

Coach: Alfred Gislason

Number of attacks: 55, Efficiency: 55%, Average Duration: 36.69 seconds

Attack by type of defense

	Shots	9m	6m	Wing	TF	E7	E2
On def. 6-0	21/35	11/19	2/5	1/2	12	7	2
On def. 5-1	2/2	1/1	0/0	1/1	0	0	0
Fastbreak	1/1				0	0	0

Defense by type

	Total	9m	6m	Wing	Stl.	C7	2m
Def. 6-0	31/41	7/13	6/6	4/5	3	2	0
Def. 5-1	3/3	0/0	0/0	2/2	0	0	0
Fastbreak	3/7				0	0	4

Attack with superiority / minority / goalkeeper out

	Attack				Reaction		
	Att.	Eff.	Shots	TF	FB	LD	Tot.
7 on 6 (GK out)	3	0%	0/1	2	0/0	0/0	0/0
6 on 6 (GK out)	5	60%	3/3	2	0/0	1/1	1/1
6 on 6	44	55%	24/36	8			
7 on 5 (GK out)	1	100%	1/1	0	0/0	0/0	0/0
6 on 5	2	100%	2/2	0			

Player superiority / GK out counted at the end of attack (in case it changes during attack)

Defense with superiority / minority / goalkeeper out

	Attack				Reaction		
	Att.	Eff.	Shots	TF	FB	LD	Tot.
7 on 6 (GK out)	1	0%	0/1	0	0/0	0/0	0/0
6 on 6 (GK out)	1	0%	0/1	0	0/0	0/0	0/0
6 on 6	45	76%	34/40	5			
6 on 5	8	75%	6/7	1			

Numbers show attacking numbers of opponent. Lower efficiency of opponent means better defense of this team

Jersey number Tot. Total shooting 6m 6m (line) shooting 9m 9m shooting Wng Wing shooting FB Fastbreak sh. 7m 7m penalty sh.
 Brk. Breakthrough sh. LD Long distance sh. As. Assists PC Pass clear chance E7 Earned 7m pen. TF Technical faults St. Steals
 2m 2m punishments C7. Committed 7m E2 Earned 2m pun. YC. Yellow cards R/B Red/Blue cards Blk. Blocks S Starting Line-up



29th IHF Men's World Championship 2025

Croatia • Denmark • Norway

Main Round I, 1. round



Match Team Statistics

Match No. 49

Denmark 40 - 30 Germany

(24 - 18) (16 - 12)

21.1.2025. 20:30

Attendance: 14466

Jyske Bank Boxen

Referees: Gjorgji Nachevski (MKD) / Slave Nikolov (MKD)

Shot distribution by player

3 N. Lichtlein	4 J. Golla	7 L. Witzke	15 J. Knorr	17 L. Zerbe	18 J. Köster	23 R. Uscins
0/1	1/1 1/2	0/1 1/1 1/1 1/1 1/1 1/1	0/1 0/1 1/2 1/1	1/1	2/2 1/1 1/1 1/1 1/2	1/1 0/1 1/1 1/1 1/1 0/1
	1 post		1 block	1 post		
34 R. Dahmke	36 L. Mertens	39 L. Stutzke	44 C. Steinert	54 J. Fischer	71 M. Grgic	73 T. Kastening
1/1 0/1 1/1				1 miss.	1/1	0/1 1/1 1/1 2/2 2/2

TOTAL

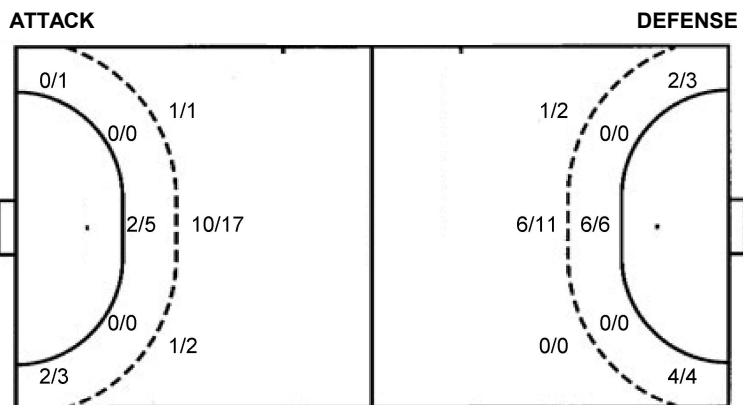
3/3	0/2	3/3
3/4	0/2	3/6
6/7	5/6	7/9

2 post 1 miss. 1 block

Saves distribution goalkeepers

1 D. Späth	33 A. Wolff	TOTAL
0/1 0/1 0/1 2/4 0/3 1/6 0/3 0/4	1/3 0/1 0/1 1/1 3/5 1/6 0/2 0/6	1/4 0/2 0/2 3/5 3/8 2/12 0/5 0/10

Shots by position



7m penalties 6/7
Fastbreak 1/1
Breakthrough 7/9
Long dist. 0/0

7m penalties 2/2
Fastbreak 3/7
Breakthrough 15/18
Long dist. 1/1

Shooting statistics

Position	Goals	Sav.	Miss.	Post	Blk.	Total	%
Back (9m)	12	7	0	0	1	20	60
Line (6m)	2	1	1	1	0	5	40
Wing	2	1	0	1	0	4	50
7m penalties	6	1	0	0	0	7	86
Fastbreak	1	0	0	0	0	1	100
Breakthrough	7	2	0	0	0	9	78
Total	30	12	1	2	1	46	65

Jersey number Tot. Total shooting 6m 6m (line) shooting 9m 9m shooting Wng Wing shooting FB Fastbreak sh. 7m 7m penalty sh.
Brk. Breakthrough sh. LD Long distance sh. As. Assists PC Pass clear chance E7 Earned 7m pen. TF Technical faults St. Steals
2m 2m punishments C7. Committed 7m E2 Earned 2m pun. YC. Yellow cards R/B Red/Blue cards Blk. Blocks S Starting Line-up



29th IHF Men's World Championship 2025

Croatia • Denmark • Norway

Main Round I, 1. round



Match Team Statistics

Match No. 49

Denmark 40 - 30 Germany

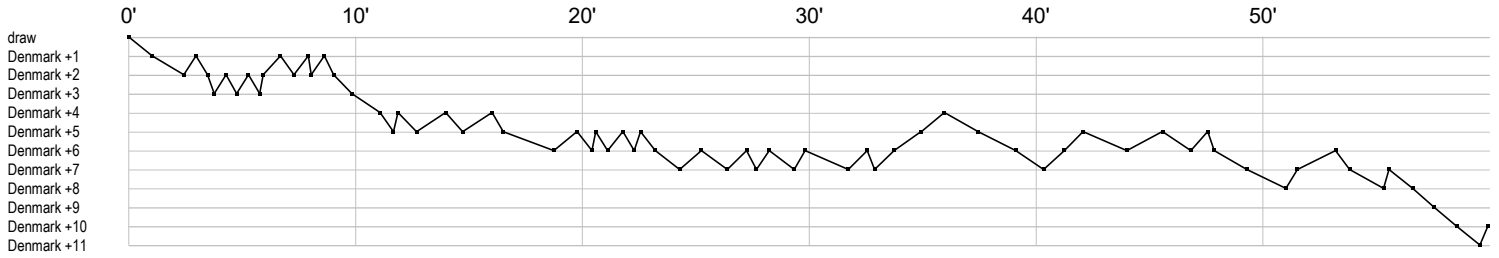
(24 - 18) (16 - 12)

21.1.2025. 20:30

Attendance: 14466

Jyske Bank Boxen

Referees: Gjorgji Nachevski (MKD) / Slave Nikolov (MKD)



Denmark

3 Kirkelokke N	b g g g bt	p	f	g
4 Landin	g	c		
7 Jakobsen E		g	fc	f g
11 Lauge	f	a a a g	g p f g	f t b
12 Nielsen E	r r r r r r	s sr r sr	r r r	
15 Saugstrup	cy	b	c	b g g
19 Gidsel M	g aa g p a gi	g t a g	a g fe a a 2	t gp ip g p a a fa g a g
20 Moller K		s f	r r r s r	s r r r r s r r r sr s r s r s r s
25 Jorgensen L	g ac f	g	c	f ba
26 Å Plögv				
28 Andersson L				g g t g g bf
33 Siersbak				a
34 Hald Jensen				
42 Arnoldsen T				t g g
43 Pytlík S	pg g	a a e g g	g g f f i g	x a g f
45 Madsen E				

Germany

1 Späth D	sr r r r r s r r r	r r r r r r r			s r r r r r r r
3 Lichtlein N				f	
4 Golla J		e e e xc		b g x	f f g
7 Witzke L		g g t	g p a 2	t g	p g b t f 2
15 Knorr J	g	a g f fa	tf	f	t
17 Zerbe L					f g
18 Köster J	e e g 2	g c g	g	f g a g	p t
23 Uscins R	p t g g t	t	t g	a e a t g g	t f f a f
33 Wolff A		f	r r r r s r r r s r s r	r r s r r r sr	r s r r r r r
34 Dahmke R		b	f g	ig 2	a
36 Mertens L					
39 Stutzke L					
44 Steinert C					
54 Fischer J	f				
71 Grgic M			g		
73 Kastening T	g g	g f g		g	

In game	g Goal scored	f Missed shot	a Assist	t Technical faults	b Steal
2 2min suspension	e Earned 7m	c Committed 7m	y Yellow card	r Red Card	k Blue card
i Earned 2min.	x Block	4 4min suspension	p Pass for clear chance	s Saved shot	r Received goal