



29th IHF Men's World Championship 2025

Croatia • Denmark • Norway

Group H, 3. round



Match Team Statistics

Match No. 42

Egypt 28 - 24 Croatia

(14 - 11) (14 - 13)

19.1.2025. 20:30

Attendance: 15600

Arena Zagreb

Referees: Vaclav Horacek (CZE) / Jiri Novotny (CZE)

Egypt

#	Surname and name	S	Goals / shots								Attack				Def.			Penalties				TP												
			Tot.	%	9m	6m	Wing	7m	FB	Brk.	LD	As.	PC	E7	E2	TF	St.	C7	Bik	YC	2m		R	B										
5	OMAR Yahia	S	6/13	46	4/9	1/1																												48:42
7	HANY Seif																																	
10	ABDOU Abdelrahman																																	6:06
15	HESHAM Ahmed	S	4/4	100	4/4																												15:00	
17	KHAIRI Ahmed		1/1	100																													25:35	
24	ELMASRY Ibrahim																																30:04	
45	ELDERAA Seif	S	5/9	56	2/3	0/1		1/2	1/1	1/2																							38:53	
53	YOUSRI Akram																																	
55	RAMADAN Mohsen																																6:13	
74	ABDELWAHED Yasser																																12:46	
79	NAFEA Ahmed	S	3/3	100			2/2		1/1																								55:35	
80	ADEL Ahmed	S	4/6	67		4/6																											35:25	
88	HENDAWY Karim																																0:25	
90	ZEIN Ali		3/7	43	2/6																												37:23	
91	SANAD Mohammad	S	2/2	100				1/1	1/1																								53:02	
92	ALY Mohamed	S																															54:06	
	Team / bench																																	
	UKUPNO		28/45	62	12/22	5/8	2/2	2/3	3/3	4/7	0/0	10	3	3	2	11	2	3	2	1	7	0	0											

#	Surname and name	Saves / shots								
		Tot.	%	9m	6m	Wing	7m	FB	Brk.	LD
88	HENDAWY Karim	0/1	0				0/1			
92	ALY Mohamed	14/37	38	6/10	1/5	2/6	0/2	0/4	5/9	0/1
	TOTAL	14/38	37	6/10	1/5	2/6	0/3	0/4	5/9	0/1

Coach: Juan Carlos Pastor

Number of attacks: 52, Efficiency: 54%, Average Duration: 40.08 seconds

Attack by type of defense

	Shots	9m	6m	Wing	TF	E7	E2
On def. 6-0	22/36	11/20	5/8	2/2	9	3	2
On def. 5-1	1/3	1/2	0/0	0/0	2	0	0
Fastbreak	3/3				0	0	0

Defense by type

	Total	9m	6m	Wing	Stl.	C7	2m
Def. 6-0	16/39	4/16	4/7	4/6	2	3	0
Fastbreak	4/4				0	0	7

Attack with superiority / minority / goalkeeper out

	Attack				Reaction		
	Att.	Eff.	Shots	TF	FB	LD	Tot.
6 on 6 (GK out)	3	33%	1/3	0	1/1	0/0	1/1
6 on 5 (GK out)	2	50%	1/2	0	0/0	1/1	1/1
6 on 6	40	60%	24/33	7			
6 on 5	2	50%	1/1	1			
5 on 6	3	0%	0/1	2			
5 on 5	1	100%	1/1	0			
4 on 6	1	0%	0/0	1			

Player superiority / GK out counted at the end of attack (in case it changes during attack)

Defense with superiority / minority / goalkeeper out

	Attack				Reaction		
	Att.	Eff.	Shots	TF	FB	LD	Tot.
7 on 6 (GK out)	5	40%	2/5	0	0/0	0/0	0/0
6 on 6	32	41%	13/27	5			
5 on 6	2	50%	1/2	0			
7 on 5 (GK out)	1	100%	1/1	0	0/0	0/0	0/0
6 on 5 (GK out)	1	100%	1/1	0	0/0	0/0	0/0
6 on 5	9	56%	5/8	1			
5 on 5	1	100%	1/1	0			

Numbers show attacking numbers of opponent. Lower efficiency of opponent means better defense of this team

Jersey number Tot. Total shooting 6m 6m (line) shooting 9m 9m shooting Wng Wing shooting FB Fastbreak sh. 7m 7m penalty sh.
 Brk. Breakthrough sh. LD Long distance sh. As. Assists PC Pass clear chance E7 Earned 7m pen. TF Technical faults St. Steals
 2m 2m punishments C7. Committed 7m E2 Earned 2m pun. YC. Yellow cards R/B Red/Blue cards Blk. Blocks S Starting Line-up



29th IHF Men's World Championship 2025

Croatia • Denmark • Norway

Group H, 3. round



Match Team Statistics

Match No. 42

Egypt 28 - 24 Croatia

(14 - 11) (14 - 13)

19.1.2025. 20:30

Attendance: 15600

Arena Zagreb

Referees: Vaclav Horacek (CZE) / Jiri Novotny (CZE)

Shot distribution by player

5 Y. Omar	7 S. Hany	10 A. Abdou	15 A. Hesham	17 A. Khairi	24 I. Elmasry	45 S. Elderaa
1/2 2/3						1/1
1/2			1/1	1/1		0/1 0/1
1/1 1/1			1/1 2/2			1/3 1/1 2/2
1 post 1 miss. 2 block						
53 A. Yousri	55 M. Ramadan	74 Y. Abdelwahed	79 A. Nafea	80 A. Adel	90 A. Zein	91 M. Sanad
			1/1	0/1	1/1	1/1
			1/1	0/1 1/1	0/1	
			1/1	3/3	1/2 1/3	1/1

TOTAL

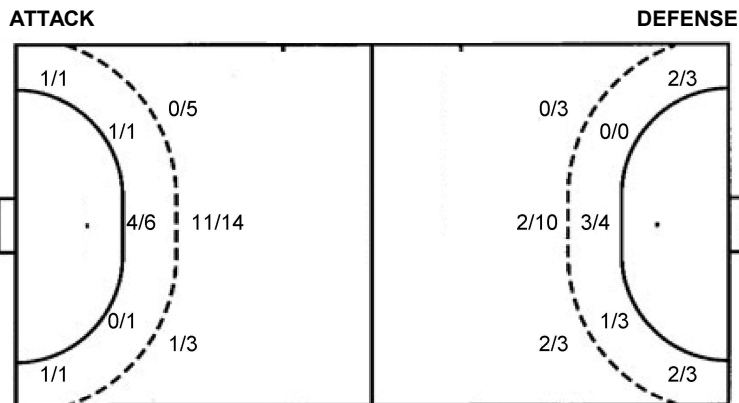
3/4	1/2	3/4
1/3	0/1	4/6
8/11	1/1	7/9

1 post 1 miss. 2 block

Saves distribution goalkeepers

88 K. Hendawy	92 M. Aly	TOTAL
	3/7 0/2 1/2	3/7 0/2 1/2
	0/1 4/6	0/1 4/6
0/1	1/6 3/6 2/6	1/6 3/6 2/7

Shots by position



7m penalties 2/3
 Fastbreak 3/3
 Breakthrough 4/7
 Long dist. 0/0

7m penalties 3/3
 Fastbreak 4/4
 Breakthrough 4/10
 Long dist. 1/2

Shooting statistics

Position	Goals	Sav.	Miss.	Post	Blk.	Total	%
Back (9m)	12	7	0	1	2	22	55
Line (6m)	5	3	0	0	0	8	63
Wing	2	0	0	0	0	2	100
7m penalties	2	1	0	0	0	3	67
Fastbreak	3	0	0	0	0	3	100
Breakthrough	4	2	1	0	0	7	57
Total	28	13	1	1	2	45	62

Jersey number Tot. Total shooting 6m 6m (line) shooting 9m 9m shooting Wng Wing shooting FB Fastbreak sh. 7m 7m penalty sh.
 Brk. Breakthrough sh. LD Long distance sh. As. Assists PC Pass clear chance E7 Earned 7m pen. TF Technical faults St. Steals
 2m 2m punishments C7. Committed 7m E2 Earned 2m pun. YC. Yellow cards R/B Red/Blue cards Blk. Blocks S Starting Line-up

Handball statistics and livescore by Toma-soft ltd (www.toma-soft.hr)



29th IHF Men's World Championship 2025

Croatia • Denmark • Norway

Group H, 3. round



Match Team Statistics

Match No. 42

Egypt 28 - 24 Croatia

(14 - 11) (14 - 13)

19.1.2025. 20:30

Attendance: 15600

Arena Zagreb

Referees: Vaclav Horacek (CZE) / Jiri Novotny (CZE)

Croatia

Players		Goals / shots									Attack					Def.			Penalties			TP		
#	Surname and name	S	Tot.	%	9m	6m	Wing	7m	FB	Brk.	LD	As.	PC	E7	E2	TF	St.	C7	Bik	YC	2m		R	B
1	KUZMANOVIC Dominik	S	1/1	100							1/1													47:49
6	SOSTARIC Mario		2/3	67			1/2		1/1					1	1									26:19
9	KLARICA Luka Lovre																							
11	SRNA Zvonimir	S	1/6	17	1/4					0/2		1			1	1	1	2	1	1				49:09
13	PAVLOVIC Ivano	S	1/4	25	0/3					1/1		3	2		1									27:42
18	KARACIC Igor		0/1	0						0/1		1	2		2	1								22:53
20	MARAS Mateo		1/2	50	1/2										1							1		9:26
30	MAMIC Marko		0/1	0							0/1						1	1			1			16:29
35	PEŠIĆ Ivan																							9:26
41	LUČIN Tin		0/1	0	0/1								1											4:50
51	MARTINOVIĆ Ivan	S	6/13	46	2/6				2/2	2/5		3	1	1		1	1							35:41
52	ŠUŠNJA Leon	S															2							33:56
53	ŠIPIĆ Marin	S	3/5	60		3/5						1		1	2									50:18
57	GLAVAS Filip	S	5/6	83		0/1	1/1	3/3		1/1		1					1							30:21
62	JELINIĆ Marin		3/4	75			2/3		1/1							1	1							50:00
93	NACINOVIĆ Veron		1/1	100		1/1																		5:04
	Team / bench																				1			
	UKUPNO		24/48	50	4/16	4/7	4/6	3/3	4/4	4/10	1/2	10	6	3	6	6	6	3	2	2	2	0	0	

Goalkeepers		Saves / shots								
#	Surname and name	Tot.	%	9m	6m	Wing	7m	FB	Brk.	LD
1	KUZMANOVIĆ Dominik	10/34	29	6/17	3/7	0/2	0/1	0/2	1/5	
35	PEŠIĆ Ivan	3/7	43	1/2	0/1		1/2	0/1	1/1	
	TOTAL	13/41	32	7/19	3/8	0/2	1/3	0/3	2/6	0/0

Coach: **Dagur Sigurdsson**

Number of attacks: 51, Efficiency: 47%, Average Duration: 29.70 seconds

Attack by type of defense

	Shots	9m	6m	Wing	TF	E7	E2
On def. 6-0	16/39	4/16	4/7	4/6	6	3	6
Fastbreak	4/4				0	0	0

Defense by type

	Total	9m	6m	Wing	Stl.	C7	2m
Def. 6-0	22/36	11/20	5/8	2/2	5	3	0
Def. 5-1	1/3	1/2	0/0	0/0	1	0	0
Fastbreak	3/3				0	0	2

Attack with superiority / minority / goalkeeper out

	Attack				Reaction		
	Att.	Eff.	Shots	TF	FB	LD	Tot.
7 on 6 (GK out)	5	40%	2/5	0	0/0	0/0	0/0
6 on 6	32	41%	13/27	5			
5 on 6	2	50%	1/2	0			
7 on 5 (GK out)	1	100%	1/1	0	0/0	0/0	0/0
6 on 5 (GK out)	1	100%	1/1	0	0/0	0/0	0/0
6 on 5	9	56%	5/8	1			
5 on 5	1	100%	1/1	0			

Player superiority / GK out counted at the end of attack (in case it changes during attack)

Defense with superiority / minority / goalkeeper out

	Attack				Reaction		
	Att.	Eff.	Shots	TF	FB	LD	Tot.
6 on 6 (GK out)	3	33%	1/3	0	1/1	0/0	1/1
6 on 5 (GK out)	2	50%	1/2	0	0/0	1/1	1/1
6 on 6	40	60%	24/33	7			
6 on 5	2	50%	1/1	1			
5 on 6	3	0%	0/1	2			
5 on 5	1	100%	1/1	0			
4 on 6	1	0%	0/0	1			

Numbers show attacking numbers of opponent. Lower efficiency of opponent means better defense of this team

Jersey number Tot. Total shooting 6m 6m (line) shooting 9m 9m shooting Wng Wing shooting FB Fastbreak sh. 7m 7m penalty sh.
 Brk. Breakthrough sh. LD Long distance sh. As. Assists PC Pass clear chance E7 Earned 7m pen. TF Technical faults St. Steals
 2m 2m punishments C7. Committed 7m E2 Earned 2m pun. YC. Yellow cards R/B Red/Blue cards Blk. Blocks S Starting Line-up



29th IHF Men's World Championship 2025

Croatia • Denmark • Norway

Group H, 3. round



Match Team Statistics

Match No. 42

Egypt 28 - 24 Croatia

(14 - 11) (14 - 13)

19.1.2025. 20:30

Attendance: 15600

Arena Zagreb

Referees: Vaclav Horacek (CZE) / Jiri Novotny (CZE)

Shot distribution by player

6 M. Šoštarčić 1/2 1/1	9 L. Klarica 0/1 0/1	11 Z. Srna 0/1 1/1 0/1 1 post 1 miss.	13 I. Pavlovic 0/1 1/1 1 post 1 block	18 I. Karačić 0/1	20 M. Maraš 1/1 0/1	30 M. Mamić 1 post
41 T. Lučin 0/1	51 I. Martinović 2/3 0/1 1/1 1/2 1/1 1/1 0/1 1 post 1 miss. 1 block	52 L. Šušnja	53 M. Šipić 1/2 1/1 1/1 lob	57 F. Glavaš 2/2 1 post	62 M. Jelinić 1/1 0/1 2/2	93 V. Načinović 1/1

TOTAL

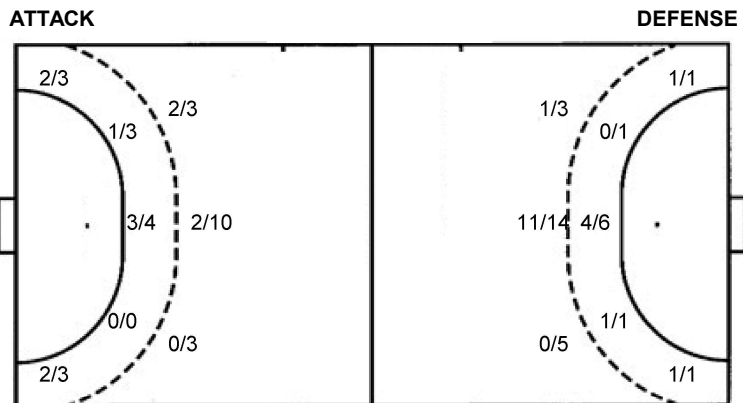
4/7	2/2	1/2
	1/1	2/6
5/6	2/5	5/7

5 post 3 miss. 2 block 1/1 lob

Saves distribution goalkeepers

1 D. Kuzmanović 1/4 0/1 1/4 2/3 1/1 2/6 1/8	35 I. Pešić 1/1 2/3 0/1 0/2	TOTAL 1/4 1/2 1/4 2/3 1/1 2/6 3/11 0/1 2/9
---	--	--

Shots by position



7m penalties	3/3
Fastbreak	4/4
Breakthrough	4/10
Long dist.	1/2

7m penalties	2/3
Fastbreak	3/3
Breakthrough	4/7
Long dist.	0/0

Shooting statistics

Position	Goals	Sav.	Miss.	Post	Blk.	Total	%
Back (9m)	4	6	2	2	2	16	25
Line (6m)	4	1	1	1	0	7	57
Wing	4	2	0	0	0	6	67
7m penalties	3	0	0	0	0	3	100
Fastbreak	4	0	0	0	0	4	100
Breakthrough	4	5	0	1	0	10	40
Total	23	14	3	4	2	46	50

Jersey number Tot. Total shooting 6m 6m (line) shooting 9m 9m shooting Wng Wing shooting FB Fastbreak sh. 7m 7m penalty sh.
 Brk. Breakthrough sh. LD Long distance sh. As. Assists PC Pass clear chance E7 Earned 7m pen. TF Technical faults St. Steals
 2m 2m punishments C7. Committed 7m E2 Earned 2m pun. YC. Yellow cards R/B Red/Blue cards Blk. Blocks S Starting Line-up



29th IHF Men's World Championship 2025

Croatia • Denmark • Norway

Group H, 3. round



Match Team Statistics

Match No. 42

Egypt 28 - 24 Croatia

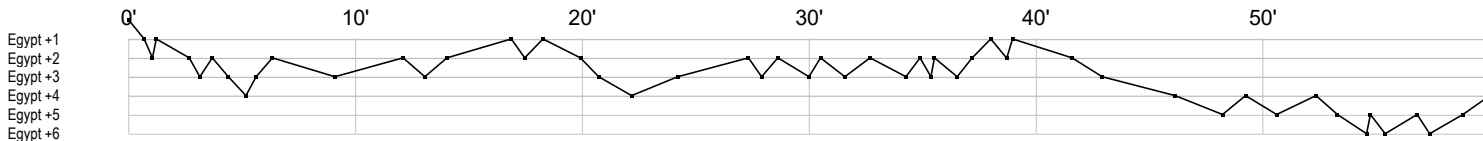
(14 - 11) (14 - 13)

19.1.2025. 20:30

Attendance: 15600

Arena Zagreb

Referees: Vaclav Horacek (CZE) / Jiri Novotny (CZE)



Egypt

5 Omar Y	t g f f	f t t t	f g	g f e	f g g g f
7 Hany S					
10 Abdou A					c
15 Hesham A	gg g a y		g		
17 Khairi A		p t	g	a	a t
24 Elmasry I					2 x
45 Elderaa S	ga	eg a a	f x2	t 2c	f ft g g g f
53 Yousri A					
55 Ramadan M					
74 Abdelwahed		2c	2		
79 Nafea A	g	a g g b	t		a
80 Adel A		g f	2	f t i	g g e l g
88 Hendawy K				r	
90 Zein A		t i f	g f p	g g f a p b	f
91 Sanad M		g		a	g
92 Aly M	sr r s r r	s s r r	s r r s s s	r r r r	r r s s s r r r s r s r

Croatia

1 Kuzmanović	rr rr r r	r s s r	sgr	r r r ss	s r r r r r s r	r r r r s r s s
6 Šoštarić M					g i e g	f
9 Klarica L						
11 Srna Z	f y f	f b c			g	t c f x a f i
13 Pavlovic I	p a f			fa		t g f p a
18 Karačić I		p	f i		t p a i	
20 Maraš M				t g 2		f
30 Mamić M		f 2		x	c	
35 Pešić I					s r r s r s r	
41 Lučin T		p	f			
51 Martinović I	g f a f	g	pg f	g	g g bt a a	f f f e f
52 Šušnja L	b					b
53 Šipić M	g	f ei	f	gi		g a
57 Glavaš F	f g g	g	ba		g	g
62 Jelinić M			f b t		g	g
93 Načinović V						g

In game	g Goal scored	f Missed shot	a Assist	t Technical faults	b Steal
2 2min suspension	e Earned 7m	c Committed 7m	y Yellow card	r Red Card	k Blue card
i Earned 2min.	x Block	4 4min suspension	p Pass for clear chance	s Saved shot	r Received goal