



29th IHF Men's World Championship 2025

Croatia • Denmark • Norway

Group G, 2. round



Match Team Statistics

Match No. 33

Cape Verde 24 - 36 Slovenia

(12 - 18) (12 - 18)

18.1.2025. 18:00

Attendance: 2150

Arena Zagreb

Referees: Cristian Lemes (URU) / Mathias Sosa (URU)

Cape Verde

Players		Goals / shots										Attack					Def.			Penalties			TP		
#	Surname and name	S	Tot.	%	9m	6m	Wing	7m	FB	Brk.	LD	As.	PC	E7	E2	TF	St.	C7	Blk	YC	2m	R		B	
1	FERNANDES Elcio	S																							43:47
2	GARCIA RIBEIRO Edmilson	S	0/3	0			0/2		0/1								1								42:27
3	PINA Dêlcio	S	6/15	40	5/11					1/1	0/3	1			1			1			1				33:16
4	SANTOS Ivo		1/1	100		1/1																			16:43
5	ARAUJO Edmilson	S	2/3	67	2/3							1	2			2	1								34:14
6	SEMEDO Leandro		1/4	25	1/4							2	1			1		1			1				34:16
8	RAMOS ROCHA Hafsteinn																								0:24
10	LANDIM Bruno		3/5	60	1/3			2/2					2									1			23:04
11	FURTADO Admilson Estaliny		1/3	33			1/2		0/1							1									16:56
12	GONÇALVES Edmilson																								10:51
13	MORENO Paulo	S	5/6	83		4/5			1/1					2	2	2	1	1				1			43:29
14	PEREIRA Alexandre		1/1	100						1/1															18:14
15	CORREIA Gilson	S																1				1			40:20
16	FERNANDES Bruno Miguel																								
17	ANDRADE Rafael	S	2/4	50	2/4							1	3			2	1	1	1						37:56
44	FURTADO Gualther		2/5	40	1/4					1/1						1									21:08
Team / bench																									
UKUPNO			24/50	48	12/29	5/6	1/4	2/2	1/3	3/3	0/3	7	8	2	3	10	3	5	1	0	5	0	0		

Goalkeepers		Saves / shots									
#	Surname and name	Tot.	%	9m	6m	Wing	7m	FB	Brk.	LD	
1	FERNANDES Elcio	8/36	22	4/12	1/6	1/5	0/2	0/1	2/10		
12	GONÇALVES Edmilson	2/9	22			0/3	1/3	0/1	1/2		
16	FERNANDES Bruno Miguel										
TOTAL		10/45	22	4/12	1/6	1/8	1/5	0/2	3/12	0/0	

Coach: Jorge Rito

Number of attacks: 58, Efficiency: 41%, Average Duration: 35.75 seconds

Attack by type of defense

	Shots	9m	6m	Wing	TF	E7	E2
On def. 6-0	21/42	12/29	5/6	1/4	10	2	3
Fastbreak	1/3				0	0	0

Defense by type

	Total	9m	6m	Wing	Stl.	C7	2m
Def. 6-0	29/39	8/12	5/6	7/8	3	5	0
Fastbreak	3/4				0	0	5

Attack with superiority / minority / goalkeeper out

	Attack				Reaction		
	Att.	Eff.	Shots	TF	FB	LD	Tot.
6 on 6 (GK out)	6	33%	2/4	2	1/1	0/0	1/1
6 on 6	44	41%	18/36	8			
6 on 5	5	60%	3/5	0			
5 on 6	3	33%	1/3	0			

Player superiority / GK out counted at the end of attack (in case it changes during attack)

Defense with superiority / minority / goalkeeper out

	Attack				Reaction		
	Att.	Eff.	Shots	TF	FB	LD	Tot.
6 on 6 (GK out)	3	67%	2/2	1	0/0	0/1	0/1
6 on 6	43	58%	25/37	6			
6 on 5 (GK out)	1	100%	1/1	0	0/0	0/0	0/0
6 on 5	8	75%	6/6	2			
5 on 5	1	100%	1/1	0			
6 on 4	1	100%	1/1	0			

Numbers show attacking numbers of opponent. Lower efficiency of opponent means better defense of this team

Jersey number Tot. Total shooting 6m 6m (line) shooting 9m 9m shooting Wng Wing shooting FB Fastbreak sh. 7m 7m penalty sh.
 Brk. Breakthrough sh. LD Long distance sh. As. Assists PC Pass clear chance E7 Earned 7m pen. TF Technical faults St. Steals
 2m 2m punishments C7. Committed 7m E2 Earned 2m pun. YC. Yellow cards R/B Red/Blue cards Blk. Blocks S Starting Line-up



29th IHF Men's World Championship 2025

Croatia • Denmark • Norway

Group G, 2. round



Match Team Statistics

Match No. 33

Cape Verde 24 - 36 Slovenia

(12 - 18) (12 - 18)

18.1.2025. 18:00

Attendance: 2150

Arena Zagreb

Referees: Cristian Lemes (URU) / Mathias Sosa (URU)

Shot distribution by player

2 E. Garcia Ribeiro

0/1		0/1
0/1		

3 D. Pina

		1/1
2/5		0/1
		3/4

4 miss.

4 I. Santos

		1/1

5 E. Araújo

	1/1	
1/1	0/1	

6 L. Semedo

		1/1
0/1		

1 miss. 1 block

8 H. Ramos Rocha

10 B. Landim

2/2		
1/1		

2 miss.

11 A. Furtado

	0/1	
		1/2

13 P. Moreno

0/1		
		4/4
		1/1

14 A. Pereira

		1/1

15 G. Correia

17 R. Andrade

1/1		
		0/1
		1/1

1 block

44 G. Furtado

1/1		
	0/1	1/1

2 miss.

TOTAL

4/6	1/2	3/4
4/9	0/2	6/9
		6/7

9 miss. 2 block

Saves distribution goalkeepers

1 É. Fernandes

2/9	0/4	1/3
2/2		3/10
0/2	0/1	0/5

12 E. Gonçalves

1/3	0/2	
0/1	1/1	
0/2		

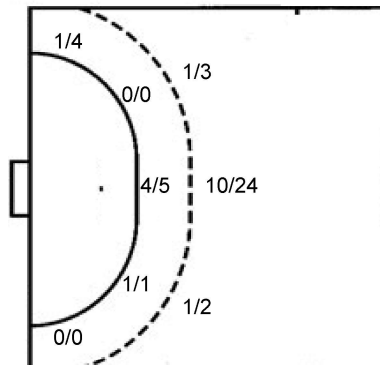
16 B. Fernandes

TOTAL

3/12	0/6	1/3
2/3	1/1	3/10
0/4	0/1	0/5

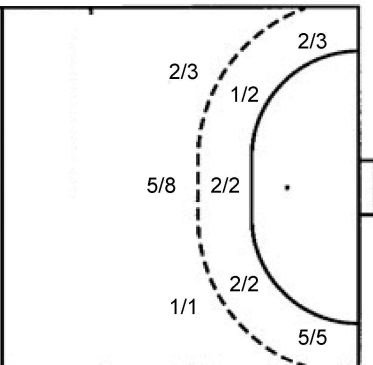
Shots by position

ATTACK



7m penalties	2/2
Fastbreak	1/3
Breakthrough	3/3
Long dist.	0/3

DEFENSE



7m penalties	4/5
Fastbreak	3/4
Breakthrough	9/13
Long dist.	0/1

Shooting statistics

Position	Goals	Sav.	Miss.	Post	Blk.	Total	%
Back (9m)	12	9	6	0	2	29	41
Line (6m)	5	1	0	0	0	6	83
Wing	1	3	0	0	0	4	25
7m penalties	2	0	0	0	0	2	100
Fastbreak	1	2	0	0	0	3	33
Breakthrough	3	0	0	0	0	3	100
Total	24	15	6	0	2	47	51

Jersey number Tot. Total shooting 6m 6m (line) shooting 9m 9m shooting Wng Wing shooting FB Fastbreak sh. 7m 7m penalty sh.
 Brk. Breakthrough sh. LD Long distance sh. As. Assists PC Pass clear chance E7 Earned 7m pen. TF Technical faults St. Steals
 2m 2m punishments C7. Committed 7m E2 Earned 2m pun. YC. Yellow cards R/B Red/Blue cards Blk. Blocks S Starting Line-up

Handball statistics and livescore by Toma-soft ltd (www.toma-soft.hr)



29th IHF Men's World Championship 2025

Croatia • Denmark • Norway

Group G, 2. round



Match Team Statistics

Match No. 33

Cape Verde 24 - 36 Slovenia

(12 - 18) (12 - 18)

18.1.2025. 18:00

Attendance: 2150

Arena Zagreb

Referees: Cristian Lemes (URU) / Mathias Sosa (URU)

Slovenia

#	Surname and name	S	Goals / shots								Attack				Def.			Penalties			TP								
			Tot.	%	9m	6m	Wing	7m	FB	Brk.	LD	As.	PC	E7	E2	TF	St.	C7	Blk	YC		2m	R	B					
1	BAZNIK Joze															1													15:05
3	BLAGOTINSEK Blaz	S	2/2	100		2/2											1	1			1					1	1		35:08
5	HENIGMAN Nik	S	2/5	40	0/1				0/1	2/3						1				1	2	1					2		43:47
8	JANC Blaz	S	5/7	71	2/4			2/2		1/1						1													37:45
17	CEHTE Nejc	S	3/3	100	1/1	1/1				1/1						1	2	1	1										29:04
18	KLJUN Tadej		0/1	0						0/1						2		1		1									30:03
19	SLATINEK JOVICIC Stas		2/2	100			1/1		1/1							1					1		1						25:03
20	KODRIN Tilen	S	1/2	50			1/2																						34:36
23	ZARABEC Miha	S	0/1	0	0/1											4	1												24:41
26	FERLIN Klemen	S	0/1	0										0/1						1									41:12
27	HORZEN Kristijan		1/2	50		1/2									1			1	2										10:29
34	OVNICEK Rok		1/1	100						1/1					2		1	2	2										9:47
35	MAKUC Domen		5/6	83				1/1		4/5							1		2										16:01
45	KAVCIC Miha		1/1	100		1/1															1								14:09
77	NOVAK Domen		5/5	100			3/3		2/2																				21:28
88	VLAH Aleks		8/10	80	5/5			3/4		0/1					2	1					1								28:13
	Team / bench																												
	UKUPNO		36/49	73	8/12	5/6	7/8	4/5	3/4	9/13	0/1				16	4	5	5	9	5	2	1	1	1	3	0	0		

Goalkeepers		Saves / shots								
#	Surname and name	Tot.	%	9m	6m	Wing	7m	FB	Brk.	LD
1	BAZNIK Joze	5/13	38	4/9	0/1	1/1	0/1	0/1		
26	FERLIN Klemen	10/26	38	5/12	1/5	2/3	0/1	2/2	0/3	
	TOTAL	15/39	38	9/21	1/6	3/4	0/2	2/3	0/3	0/0

Coach: Uroš Zorman

Number of attacks: 57, Efficiency: 63%, Average Duration: 27.40 seconds

Attack by type of defense

	Shots	9m	6m	Wing	TF	E7	E2
On def. 6-0	29/39	8/12	5/6	7/8	9	5	5
Fastbreak	3/4				0	0	0

Defense by type

	Total	9m	6m	Wing	Stl.	C7	2m
Def. 6-0	21/42	12/29	5/6	1/4	5	2	0
Fastbreak	1/3				0	0	3

Attack with superiority / minority / goalkeeper out

	Attack				Reaction		
	Att.	Eff.	Shots	TF	FB	LD	Tot.
6 on 6 (GK out)	3	67%	2/2	1	0/0	0/1	0/1
6 on 6	43	58%	25/37	6			
6 on 5 (GK out)	1	100%	1/1	0	0/0	0/0	0/0
6 on 5	8	75%	6/6	2			
5 on 5	1	100%	1/1	0			
6 on 4	1	100%	1/1	0			

Player superiority / GK out counted at the end of attack (in case it changes during attack)

Defense with superiority / minority / goalkeeper out

	Attack				Reaction		
	Att.	Eff.	Shots	TF	FB	LD	Tot.
6 on 6 (GK out)	6	33%	2/4	2	1/1	0/0	1/1
6 on 6	44	41%	18/36	8			
6 on 5	5	60%	3/5	0			
5 on 6	3	33%	1/3	0			

Numbers show attacking numbers of opponent. Lower efficiency of opponent means better defense of this team

Jersey number Tot. Total shooting 6m 6m (line) shooting 9m 9m shooting Wng Wing shooting FB Fastbreak sh. 7m 7m penalty sh.
 Brk. Breakthrough sh. LD Long distance sh. As. Assists PC Pass clear chance E7 Earned 7m pen. TF Technical faults St. Steals
 2m 2m punishments C7. Committed 7m E2 Earned 2m pun. YC. Yellow cards R/B Red/Blue cards Blk. Blocks S Starting Line-up



29th IHF Men's World Championship 2025

Croatia • Denmark • Norway

Group G, 2. round



Match Team Statistics

Match No. 33

Cape Verde 24 - 36 Slovenia

(12 - 18) (12 - 18)

18.1.2025. 18:00

Attendance: 2150

Arena Zagreb

Referees: Cristian Lemes (URU) / Mathias Sosa (URU)

Shot distribution by player

3 B. Blagotinsek

1/1	1/1	

5 N. Henigman

	1/1	
0/1		
		1/1

1 post 1 miss.

8 B. Janc

4/5	1/1	
		0/1

17 N. Cehte

1/1		1/1
	1/1	

18 T. Kljun

0/1		

19 S. Slatinek Jovicic

	1/1	
		1/1

20 T. Kodrin

		1/2

23 M. Zarabec

0/1		

27 K. Horzen

		1/2

34 R. Ovnicek

	1/1	

35 D. Makuc

1/1	0/1	3/3
1/1		

45 M. Kavcic

	1/1	

77 D. Novak

2/2	1/1	
	1/1	1/1

88 A. Vlah

1/2		
		1/2
3/3		3/3

TOTAL

9/12	6/6	2/3
1/3	1/2	7/10
4/4	1/1	5/5

1 post 1 miss.

Saves distribution goalkeepers

1 J. Baznik

1/3		
2/3	1/1	0/1
		1/5

26 K. Ferlin

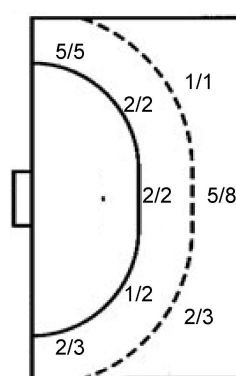
1/3	1/2	1/4
3/6	1/1	3/8
		0/2

TOTAL

2/6	1/2	1/4
5/9	2/2	3/9
		1/7

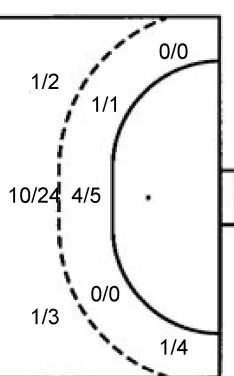
Shots by position

ATTACK



7m penalties 4/5
Fastbreak 3/4
Breakthrough 9/13
Long dist. 0/1

DEFENSE



7m penalties 2/2
Fastbreak 1/3
Breakthrough 3/3
Long dist. 0/3

Shooting statistics

Position	Goals	Sav.	Miss.	Post	Blk.	Total	%
Back (9m)	8	4	0	0	0	12	67
Line (6m)	5	1	0	0	0	6	83
Wing	7	1	0	0	0	8	88
7m penalties	4	1	0	0	0	5	80
Fastbreak	3	0	1	0	0	4	75
Breakthrough	9	3	0	1	0	13	69
Total	36	10	1	1	0	48	75

Jersey number Tot. Total shooting 6m 6m (line) shooting 9m 9m shooting Wng Wing shooting FB Fastbreak sh. 7m 7m penalty sh.
Brk. Breakthrough sh. LD Long distance sh. As. Assists PC Pass clear chance E7 Earned 7m pen. TF Technical faults St. Steals
2m 2m punishments C7. Committed 7m E2 Earned 2m pun. YC. Yellow cards R/B Red/Blue cards Blk. Blocks S Starting Line-up

Handball statistics and livescore by Toma-soft ltd (www.toma-soft.hr)



29th IHF Men's World Championship 2025

Croatia • Denmark • Norway

Group G, 2. round



Match Team Statistics

Match No. 33

Cape Verde 24 - 36 Slovenia

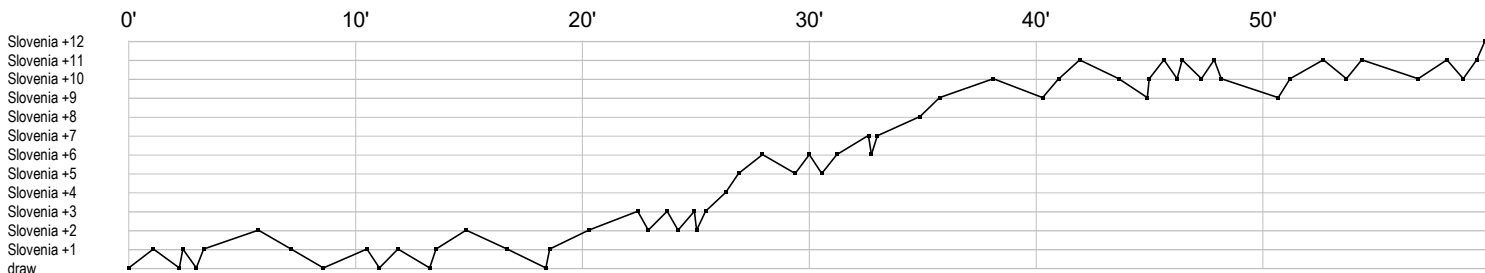
(12 - 18) (12 - 18)

18.1.2025. 18:00

Attendance: 2150

Arena Zagreb

Referees: Cristian Lemes (URU) / Mathias Sosa (URU)



Cape Verde

1 Fernandes É	r r r r s s s r r r r s s r r r r r r r r r r r r r s r r r r
2 Garcia Ribeiro	f f
3 Pina D	f f f f g g f g f i g f f f 2c g f g fa
4 Santos I	
5 Araújo E	g t p a t b p g f
6 Semedo L	ap a2 f g f
8 Ramos Rocha	
10 Landim B	2 f p f g g g p
11 Furtado A	f g t f
12 Gonçalves E	f s r r r s r r r
13 Moreno P	2 g f gb t c g t i g e g i e
14 Pereira A	
15 Correia G	c2
16 Fernandes B	
17 Andrade R	f f g pp pb t x a t g c
44 Furtado G	g g t a f a f f

Slovenia

1 Baznik J	r a r r r s r s r s r s r
3 Blagotinsek B	b y g 2 g i e
5 Henigman N	t g t f f ba g g bf 2 c2
8 Janc B	g f g g f g a
17 Cehte N	g a ei g g p p
18 Kljun T	f t a a e
19 Slatinek	x g g b
20 Kodrin T	g f
23 Zarabec M	a a f p a a
26 Ferlin K	r r s r r s r str sfs r r s s rs r r s r r r s r r
27 Horzen K	g tf i a t
34 Ovnicek R	t i g i a e t t a
35 Makuc D	g tg g e g t f g
45 Kavcic M	c g
77 Novak D	g g g gg
88 Vlah A	g ba g g gg p g f ga g f

In game	g Goal scored	f Missed shot	a Assist	t Technical faults	b Steal
2 2min suspension	e Earned 7m	c Committed 7m	y Yellow card	r Red Card	k Blue card
i Earned 2min.	x Block	4 4min suspension	p Pass for clear chance	s Saved shot	r Received goal