



29th IHF Men's World Championship 2025

Croatia • Denmark • Norway

Group B, 3. round



Match Team Statistics

Match No. 30

Denmark 39 - 20 Italy

(18 - 8) (21 - 12)

18.1.2025. 20:30

Attendance: 14297

Jyske Bank Boxen

Referees: Julian Lopez Grillo (ARG) / Sebastian Lenci (ARG)

Denmark

#	Surname and name	S	Goals / shots								Attack				Def.			Penalties			TP					
			Tot.	%	9m	6m	Wing	7m	FB	Brk.	LD	As.	PC	E7	E2	TF	St.	C7	Bik	YC		2m	R	B		
3	KIRKELOKKE Niclas Vest		3/3	100				1/1			2/2				1								1			27:40
4	LANDIN JACOBSEN Magnus																							1		3:30
7	JAKOBSEN Emil M.	S	9/11	82				4/6	3/3	2/2					1				1	1					1	55:06
12	NIELSEN Emil	S													1											46:12
15	SAUGSTRUP JENSEN Magnus	S	0/1	0			0/1											2	1					1		37:22
19	GIDSEL Mathias	S	4/9	44	0/1										6		3	1	1							49:33
20	MOLLER Kevin														1											10:13
22	MENSAH LARSEN Mads														2											14:35
25	JORGENSEN Lukas Lindhard	S	5/6	83		1/2				4/4									1							43:34
26	Á PLÓGV HANSEN Johan		1/1	100				1/1							1											21:24
28	ANDERSSON Lasse B.	S	4/5	80	0/1					1/1	3/3				4	3			3	4	1					48:23
33	SIERSBAK BERGHOLT Emil		1/1	100		1/1													1	1						11:55
34	HALD JENSEN Simon																			1						5:01
42	ARNOLDSEN Thomas Sommer																									
43	PYTLICK Simon Bogetoft	S	9/11	82	7/9					1/1	1/1				5	2		1	2					1		41:12
45	MADSEN Emil W.		3/4	75	2/2						1/2															4:20
	Team / bench																									
	UKUPNO		39/52	75	9/13	2/4	6/8	3/3	10/10	9/14	0/0				22	5	3	3	7	8	4	1	0	3	1	0

#	Surname and name	Saves / shots								
		Tot.	%	9m	6m	Wing	7m	FB	Brk.	LD
12	NIELSEN Emil	11/26	42	4/6	2/5	3/7	1/3		1/5	
20	MOLLER Kevin	1/6	17	0/1	0/1	0/2	0/1		1/1	
	TOTAL	12/32	38	4/7	2/6	3/9	1/4	0/0	2/6	0/0

Coach: Nikolaj Jacobsen

Number of attacks: 56, Efficiency: 70%, Average Duration: 25.66 seconds

Attack by type of defense

	Shots	9m	6m	Wing	TF	E7	E2
On def. 6-0	12/17	2/3	1/1	3/4	0	2	2
On def. 5-1	2/2	2/2	0/0	0/0	0	0	0
On def. 4-2	4/9	3/5	0/1	1/2	4	0	1
On def. 3-2-1	7/9	2/2	1/2	2/2	3	1	0
On def. 3-3	1/1	0/0	0/0	0/0	0	0	0
Fastbreak	10/10				0	0	0

Defense by type

	Total	9m	6m	Wing	Stl.	C7	2m
Def. 6-0	16/30	3/9	4/6	6/7	8	4	0
Def. 5-1	0/1	0/1	0/0	0/0	0	0	0
Def. 4-2	0/1	0/0	0/0	0/1	0	0	0
Def. 3-3	1/1	0/0	0/0	0/0	0	0	0
Fastbreak	0/0				0	0	3

Attack with superiority / minority / goalkeeper out

	Attack				Reaction		
	Att.	Eff.	Shots	TF	FB	LD	Tot.
7 on 6 (GK out)	1	100%	1/1	0	0/0	0/0	0/0
6 on 6 (GK out)	6	50%	3/5	1	0/0	0/0	0/0
6 on 6	45	71%	32/39	6			
6 on 5	4	75%	3/4	0			

Player superiority / GK out counted at the end of attack (in case it changes during attack)

Defense with superiority / minority / goalkeeper out

	Attack				Reaction		
	Att.	Eff.	Shots	TF	FB	LD	Tot.
6 on 6 (GK out)	3	33%	1/2	1	0/0	0/0	0/0
6 on 6	45	36%	16/29	16			
5 on 6	1	0%	0/1	0			
6 on 5	7	43%	3/6	1			

Numbers show attacking numbers of opponent. Lower efficiency of opponent means better defense of this team

Jersey number Tot. Total shooting 6m 6m (line) shooting 9m 9m shooting Wng Wing shooting FB Fastbreak sh. 7m 7m penalty sh.
 Brk. Breakthrough sh. LD Long distance sh. As. Assists PC Pass clear chance E7 Earned 7m pen. TF Technical faults St. Steals
 2m 2m punishments C7. Committed 7m E2 Earned 2m pun. YC. Yellow cards R/B Red/Blue cards Blk. Blocks S Starting Line-up



29th IHF Men's World Championship 2025

Croatia • Denmark • Norway

Group B, 3. round



Match Team Statistics

Match No. 30

Denmark 39 - 20 Italy

(18 - 8) (21 - 12)

18.1.2025. 20:30

Attendance: 14297

Jyske Bank Boxen

Referees: Julian Lopez Grillo (ARG) / Sebastian Lenci (ARG)

Shot distribution by player

3 N. Kirkelokke

		2/2
	1/1	

4 M. Landin Jacobsen

7 E. Jakobsen

		2/2
2/2	2/2	2/2

1 post 1 miss. 1/1 lob

15 M. Saugstrup Jensen

0/1		

19 M. Gidsel

0/1		1/1
		1/3
2/2		0/1

1 miss.

22 M. Mensah Larsen

25 L. Jorgensen

1/2		
2/2		2/2

26 J. Á Plógv Hansen

	1/1	

28 L. Andersson

		0/1
1/1		
2/2	1/1	

33 E. Siersbak Bergholt

1/1		

34 S. Hald Jensen

42 T. Arnoldsen

43 S. Pytlick

1/1		1/1
2/3		
3/3		2/2

1 miss.

45 E. Madsen

2/2		
		1/1
0/1		

TOTAL

3/5		6/7
5/7		2/4
11/12	5/5	6/7

1 post 3 miss. 1/1 lob

Saves distribution goalkeepers

12 E. Nielsen

1/3	1/1	0/2
2/4		1/3
4/4	1/3	1/6

20 K. Moller

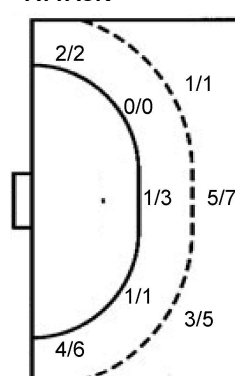
	0/1	
		0/2
0/1	1/2	

TOTAL

1/3	1/2	0/2
2/4		1/5
4/5	2/5	1/6

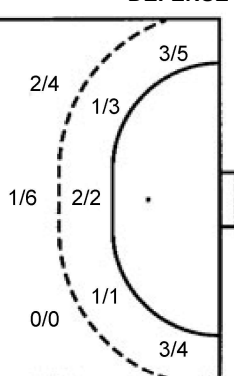
Shots by position

ATTACK



7m penalties 3/3
Fastbreak 10/10
Breakthrough 9/14
Long dist. 0/0

DEFENSE



7m penalties 3/4
Fastbreak 0/0
Breakthrough 4/9
Long dist. 0/0

Shooting statistics

Position	Goals	Sav.	Miss.	Post	Blk.	Total	%
Back (9m)	9	3	1	0	0	13	69
Line (6m)	2	2	0	0	0	4	50
Wing	6	0	1	1	0	8	75
7m penalties	3	0	0	0	0	3	100
Fastbreak	10	0	0	0	0	10	100
Breakthrough	9	4	1	0	0	14	64
Total	39	9	3	1	0	52	75

Jersey number Tot. Total shooting 6m 6m (line) shooting 9m 9m shooting Wng Wing shooting FB Fastbreak sh. 7m 7m penalty sh.
Brk. Breakthrough sh. LD Long distance sh. As. Assists PC Pass clear chance E7 Earned 7m pen. TF Technical faults St. Steals
2m 2m punishments C7. Committed 7m E2 Earned 2m pun. YC. Yellow cards R/B Red/Blue cards Blk. Blocks S Starting Line-up

Handball statistics and livescore by Toma-soft ltd (www.toma-soft.hr)



29th IHF Men's World Championship 2025

Croatia • Denmark • Norway

Group B, 3. round



Match Team Statistics

Match No. 30

Denmark 39 - 20 Italy

(18 - 8) (21 - 12)

18.1.2025. 20:30

Attendance: 14297

Jyske Bank Boxen

Referees: Julian Lopez Grillo (ARG) / Sebastian Lenci (ARG)

Italy

#	Surname and name	S	Goals / shots								Attack				Def.			Penalties			TP			
			Tot.	%	9m	6m	Wing	7m	FB	Brk.	LD	As.	PC	E7	E2	TF	St.	C7	Blk	YC		2m	R	B
1	EBNER Domenico	S													1									26:55
2	PRANTNER Leo	S	1/2	50			0/1	1/1																21:26
4	DE ANGELIS Tommaso	S	3/4	75			3/4								1		1							41:53
5	DAPIRAN Gianluca		0/1	0			0/1																	16:54
6	BULZAMINI Davide	S	1/3	33	1/3						1	1		2										41:07
7	ANGIOLINI Filippo		1/3	33	1/2					0/1				4		1								17:26
8	SAVINI Giacomo		1/6	17	0/2					1/4			1	1	3									42:42
13	BRONZO Umberto		4/6	67			3/3	1/2		0/1			1	1										33:42
15	MENGON Simone	S	2/2	100						2/2		1	1	1	1	1		1						18:31
16	COLLELUORI Andrea													1										20:35
17	IBALLI Endrit	S	1/1	100		1/1																		12:21
19	BORTOLI Tomas	S	0/1	0	0/1							4	1		2	1					1			47:08
25	MARROCHI Pablo Miguel		1/2	50	0/1			1/1				2	2	1	2									15:13
30	ROMEI Tommaso		3/3	100		2/2				1/1												1		20:47
32	PARISINI Andrea Carlo		2/4	50	1/1	1/3								1								1		33:38
90	PAVANI Giovanni																							9:42
	Team / bench														1									
	UKUPNO		20/38	53	3/10	4/6	6/9	3/4	0/0	4/9	0/0	11	6	4	4	18	1	3	0	0	3	0	0	

#	Surname and name	Saves / shots								
		Tot.	%	9m	6m	Wing	7m	FB	Brk.	LD
1	EBNER Domenico	5/22	23	2/5	1/1	0/4	0/1	0/3	2/8	
16	COLLELUORI Andrea	2/17	12	0/3	1/2	0/2	0/2	0/5	1/3	
90	PAVANI Giovanni	2/9	22	1/4	0/1			0/2	1/2	
	TOTAL	9/48	19	3/12	2/4	0/6	0/3	0/10	4/13	0/0

Coach: Riccardo Trillini

Number of attacks: 56, Efficiency: 36%, Average Duration: 38.57 seconds

Attack by type of defense

	Shots	9m	6m	Wing	TF	E7	E2
On def. 6-0	16/30	3/9	4/6	6/7	16	4	4
On def. 5-1	0/1	0/1	0/0	0/0	0	0	0
On def. 4-2	0/1	0/0	0/0	0/1	2	0	0
On def. 3-3	1/1	0/0	0/0	0/0	0	0	0
Fastbreak	0/0				0	0	0

Defense by type

	Total	9m	6m	Wing	Stl.	C7	2m
Def. 6-0	12/17	2/3	1/1	3/4	0	2	0
Def. 5-1	2/2	2/2	0/0	0/0	0	0	0
Def. 4-2	4/9	3/5	0/1	1/2	1	0	0
Def. 3-2-1	7/9	2/2	1/2	2/2	0	1	0
Def. 3-3	1/1	0/0	0/0	0/0	0	0	0
Fastbreak	10/10				0	0	3

Attack with superiority / minority / goalkeeper out

	Attack				Reaction		
	Att.	Eff.	Shots	TF	FB	LD	Tot.
6 on 6 (GK out)	3	33%	1/2	1	0/0	0/0	0/0
6 on 6	45	36%	16/29	16			
5 on 6	1	0%	0/1	0			
6 on 5	7	43%	3/6	1			

Player superiority / GK out counted at the end of attack (in case it changes during attack)

Defense with superiority / minority / goalkeeper out

	Attack				Reaction		
	Att.	Eff.	Shots	TF	FB	LD	Tot.
7 on 6 (GK out)	1	100%	1/1	0	0/0	0/0	0/0
6 on 6 (GK out)	6	50%	3/5	1	0/0	0/0	0/0
6 on 6	45	71%	32/39	6			
6 on 5	4	75%	3/4	0			

Numbers show attacking numbers of opponent. Lower efficiency of opponent means better defense of this team

Jersey number Tot. Total shooting 6m 6m (line) shooting 9m 9m shooting Wng Wing shooting FB Fastbreak sh. 7m 7m penalty sh.
 Brk. Breakthrough sh. LD Long distance sh. As. Assists PC Pass clear chance E7 Earned 7m pen. TF Technical faults St. Steals
 2m 2m punishments C7. Committed 7m E2 Earned 2m pun. YC. Yellow cards R/B Red/Blue cards Blk. Blocks S Starting Line-up



29th IHF Men's World Championship 2025

Croatia • Denmark • Norway

Group B, 3. round



Match Team Statistics

Match No. 30

Denmark 39 - 20 Italy

(18 - 8) (21 - 12)

18.1.2025. 20:30

Attendance: 14297

Jyske Bank Boxen

Referees: Julian Lopez Grillo (ARG) / Sebastian Lenci (ARG)

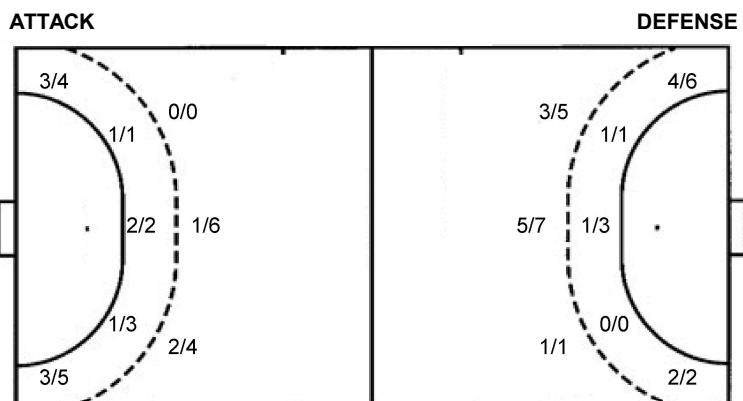
Shot distribution by player

2 L. Prantner	4 T. De Angelis	5 G. Dapiran	6 D. Bulzamini	7 F. Angiolini	8 G. Savini	13 U. Bronzo
0/1	1/1		0/1 1/1	0/1		
1/1	1/1 1/2	0/1	1 miss.	0/1	0/1 1/1	1/1
					1 post 2 miss. 1 block	1 miss.
15 S. Mengon	17 E. Iballi	19 T. Bortoli	25 P. Marrochi	30 T. Romei	32 A. Parisini	TOTAL
				1/1	1/1	2/3 1/2 2/2
1/1		0/1			1/2	2/4 4/5
	1/1		0/1		0/1	1/5 3/5 5/6
						1 post 4 miss. 1 block

Saves distribution goalkeepers

1 D. Ebner	16 A. Colleluori	90 G. Pavani	TOTAL
1/1	1/2 0/1	0/2	2/5 1/7
1/2	0/2 1/1	1/3 0/1	2/7 2/4
0/4 0/4 1/3	0/6 0/1 0/4	1/2	1/12 0/5 1/7

Shots by position



7m penalties 3/4
 Fastbreak 0/0
 Breakthrough 4/9
 Long dist. 0/0

7m penalties 3/3
 Fastbreak 10/10
 Breakthrough 9/14
 Long dist. 0/0

Shooting statistics

Position	Goals	Sav.	Miss.	Post	Blk.	Total	%
Back (9m)	3	4	2	0	1	10	30
Line (6m)	4	2	0	0	0	6	67
Wing	6	3	0	0	0	9	67
7m penalties	3	1	0	0	0	4	75
Fastbreak	0	0	0	0	0	0	0
Breakthrough	4	2	2	1	0	9	44
Total	20	12	4	1	1	38	53

Jersey number Tot. Total shooting 6m 6m (line) shooting 9m 9m shooting Wng Wing shooting FB Fastbreak sh. 7m 7m penalty sh.
 Brk. Breakthrough sh. LD Long distance sh. As. Assists PC Pass clear chance E7 Earned 7m pen. TF Technical faults St. Steals
 2m 2m punishments C7. Committed 7m E2 Earned 2m pun. YC. Yellow cards R/B Red/Blue cards Blk. Blocks S Starting Line-up



29th IHF Men's World Championship 2025

Croatia • Denmark • Norway

Group B, 3. round



Match Team Statistics

Match No. 30

Denmark 39 - 20 Italy

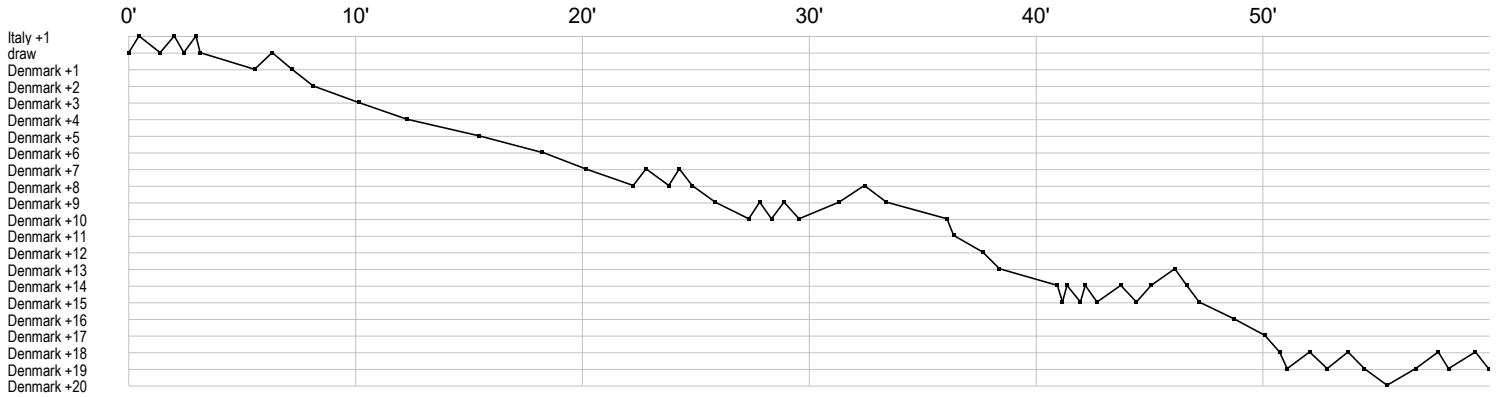
(18 - 8) (21 - 12)

18.1.2025. 20:30

Attendance: 14297

Jyske Bank Boxen

Referees: Julian Lopez Grillo (ARG) / Sebastian Lenci (ARG)



Denmark

3 Kirkelokke N	g a g	2	g
4 Landin		r	
7 Jakobsen E	b f	g g fg	g a g gg c2 g
12 Nielsen S	r r r r s	s ss s	s r r s s r r r r r s a s r r r r r s
15 Saugstrup	c2	b	f b
19 Gidsel M	f a g g a	a f fg e a i e	e t f a f a g
20 Moller K			a s r r r r r
22 Mensah			a a
25 Jorgensen L	f	i	gg g g
26 Å Plögv		g	
28 Andersson L	c b pbg f	t t g	g p t pa b ba a g a
33 Siersbak			b t g
34 Hald Jensen			c
42 Arnoldsen T			
43 Pytlík S	p	g g f a	gi pa a g t x g t a g g g a f
45 Madsen E			g f g g

Italy

1 Ebner D	s r r r r s r r s r r	sr r r r r r	
2 Prantner L		f	g
4 De Angelis T	t		g c f g g
5 Dapiran G		f	
6 Bulzamini D	g		f t f p t a
7 Angiolini F		p	c f f t t t t g
8 Savini G	tei f f		f a g f t t f a t a
13 Bronzo U	g	f	g g ei g f
15 Mengon S	a e t g		g p c i
16 Colleluori A			r r srr r r t r r r r s r r r r
17 Iballi E	g		
19 Bortoli T	t	p t b f 2	a a a a
25 Marrochi P		p t	p a a g f t e
30 Romei T			g g2 g
32 Parisini A		f i 2	f g g
90 Pavani G			rr r sr r s r

In game	g Goal scored	f Missed shot	a Assist	t Technical faults	b Steal
2 2min suspension	e Eearned 7m	c Committed 7m	y Yellow card	r Red Card	k Blue card
i Eearned 2min.	x Block	4 4min suspension	p Pass for clear chance	s Saved shot	r Received goal