



29th IHF Men's World Championship 2025

Croatia • Denmark • Norway

Group E, 2. round



Match Team Statistics

Match No. 24

USA 17 - 33 Norway

(7 - 13) (10 - 20)

17.1.2025. 20:30

Attendance: 9482

Unity Arena

Referees: Vladimir Jovandic (SRB) / Marko Sekulic (SRB)

USA

#	Surname and name	S	Goals / shots								Attack				Def.			Penalties			TP				
			Tot.	%	9m	6m	Wing	7m	FB	Brk.	LD	As.	PC	E7	E2	TF	St.	C7	Bik	YC		2m	R	B	
1	MERKOVŠZKY Pal	S													2										48:50
3	CORNING Sean	S	2/4	50		0/1	1/2									1									58:29
4	EDWARDS Benjamin Glenn																								
6	STROMBERG Jonas	S	4/8	50	2/5					2/2	0/1	4	3		5	1									53:28
7	CHAN BLANCO Alexandre		2/3	67	1/2					1/1		1	3		2										22:26
10	HUNYADI Dániel		0/1	0		0/1								1											3:34
11	FOFANA Aboubakar	S	1/7	14	1/7									3					1						23:12
14	HUETER Ian	S	0/4	0	0/3					0/1		5	6	3	3	1									60:00
15	HANSEN Lukas		0/3	0		0/1	0/2																		23:33
16	OTTERSTROM Douglas																								9:01
17	DONLIN Andrew		3/3	100		3/3								1			1		1						12:55
20	CAMPOS MENENDEZ Rodrigo																								
25	HUETER Patrick	S	3/7	43		3/7								1											45:23
31	MORAWSKI Tristan																								
33	HODDERSEN Samuel	S	2/5	40		1/3				1/2								1			1				32:48
34	SRSEN Domagoj																								26:21
	Team / bench																								
	UKUPNO		17/45	38	4/17	6/13	2/7	0/0	0/0	5/7	0/1	10	12	0	4	17	2	2	1	1	2	0	0		

#	Surname and name	Saves / shots								
		Tot.	%	9m	6m	Wing	7m	FB	Brk.	LD
1	MERKOVŠZKY Pal	9/35	26	2/8	2/6	1/2	0/2	1/7	3/10	
16	OTTERSTROM Douglas	0/7	0	0/3		0/2			0/2	
	TOTAL	9/42	21	2/11	2/6	1/4	0/2	1/7	3/12	0/0

Coach: Robert Hedin

Number of attacks: 58, Efficiency: 29%, Average Duration: 35.74 seconds

Attack by type of defense

	Shots	9m	6m	Wing	TF	E7	E2
On def. 6-0	17/42	4/16	6/13	2/6	17	0	4
Fastbreak	0/0				0	0	0

Defense by type

	Total	9m	6m	Wing	Stl.	C7	2m
Def. 6-0	25/39	9/14	4/6	3/5	2	2	0
Fastbreak	6/8				0	0	2

Attack with superiority / minority / goalkeeper out

	Attack				Reaction		
	Att.	Eff.	Shots	TF	FB	LD	Tot.
7 on 6 (GK out)	1	0%	0/1	0	0/0	0/0	0/0
6 on 6 (GK out)	1	0%	0/1	0	0/0	0/0	0/0
6 on 6	47	32%	15/33	14			
6 on 5	8	25%	2/5	3			
5 on 6	1	0%	0/1	0			

Player superiority / GK out counted at the end of attack (in case it changes during attack)

Defense with superiority / minority / goalkeeper out

	Attack				Reaction		
	Att.	Eff.	Shots	TF	FB	LD	Tot.
6 on 6 (GK out)	5	20%	1/3	2	0/0	0/1	0/1
6 on 6	48	58%	28/40	8			
6 on 5	4	100%	4/4	0			

Numbers show attacking numbers of opponent. Lower efficiency of opponent means better defense of this team

Jersey number Tot. Total shooting 6m 6m (line) shooting 9m 9m shooting Wng Wing shooting FB Fastbreak sh. 7m 7m penalty sh.
 Brk. Breakthrough sh. LD Long distance sh. As. Assists PC Pass clear chance E7 Earned 7m pen. TF Technical faults St. Steals
 2m 2m punishments C7. Committed 7m E2 Earned 2m pun. YC. Yellow cards R/B Red/Blue cards Bik. Blocks S Starting Line-up



29th IHF Men's World Championship 2025

Croatia • Denmark • Norway

Group E, 2. round



Match Team Statistics

Match No. 24

USA 17 - 33 Norway

(7 - 13) (10 - 20)

17.1.2025. 20:30

Attendance: 9482

Unity Arena

Referees: Vladimir Jovandic (SRB) / Marko Sekulic (SRB)

Shot distribution by player

3 S. Corning

0/1		0/1
1/1		1/1

4 B. Edwards

6 J. Stromberg

1/2		0/1
1/1		
2/3		

1 miss.

7 A. Chan Blanco

1/1		
		1/1

1 miss.

10 D. Hunyadi

	0/1	

11 A. Fofana

0/1		0/1
	1/1	0/1

2 miss. 1 block

14 I. Hueter

1 post 2 miss. 1 block

15 L. Hansen

		0/3

17 A. Donlin

	1/1	2/2

20 R. Campos Menendez

25 P. Hueter

0/4		
1/1	1/1	1/1

31 T. Morawski

33 S. Hoddersen

	0/1	2/2
	0/1	

1 post

34 D. Srsen

TOTAL

2/3	0/1	2/3
1/7		0/5
4/5	3/5	5/6

2 post 6 miss. 2 block

Saves distribution goalkeepers

1 P. Merkovszky

0/1		2/5
2/2	1/1	0/2
1/5	1/5	2/12

16 D. Otterstrom

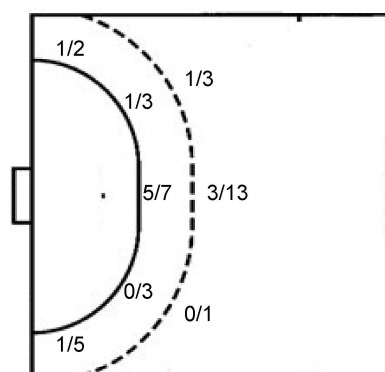
0/1		0/1
0/2	0/3	

TOTAL

0/2		2/6
2/2	1/1	0/2
1/7	1/8	2/12

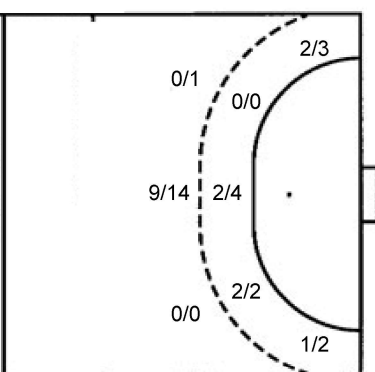
Shots by position

ATTACK



7m penalties 0/0
Fastbreak 0/0
Breakthrough 5/7
Long dist. 0/1

DEFENSE



7m penalties 2/2
Fastbreak 6/8
Breakthrough 9/14
Long dist. 0/0

Shooting statistics

Position	Goals	Sav.	Miss.	Post	Blk.	Total	%
Back (9m)	4	6	5	0	2	17	24
Line (6m)	6	7	0	0	0	13	46
Wing	2	4	0	1	0	7	29
7m penalties	0	0	0	0	0	0	0
Fastbreak	0	0	0	0	0	0	0
Breakthrough	5	1	0	1	0	7	71
Total	17	18	5	2	2	44	39

Jersey number Tot. Total shooting 6m 6m (line) shooting 9m 9m shooting Wng Wing shooting FB Fastbreak sh. 7m 7m penalty sh.
Brk. Breakthrough sh. LD Long distance sh. As. Assists PC Pass clear chance E7 Earned 7m pen. TF Technical faults St. Steals
2m 2m punishments C7. Committed 7m E2 Earned 2m pun. YC. Yellow cards R/B Red/Blue cards Blk. Blocks S Starting Line-up

Handball statistics and livescore by Toma-soft ltd (www.toma-soft.hr)



29th IHF Men's World Championship 2025

Croatia • Denmark • Norway

Group E, 2. round



Match Team Statistics

Match No. 24

USA 17 - 33 Norway

(7 - 13) (10 - 20)

17.1.2025. 20:30

Attendance: 9482

Unity Arena

Referees: Vladimir Jovandic (SRB) / Marko Sekulic (SRB)

Norway

Players		Goals / shots									Attack					Def.			Penalties				TP			
#	Surname and name	S	Tot.	%	9m	6m	Wing	7m	FB	Brk.	LD	As.	PC	E7	E2	TF	St.	C7	Blk	YC	2m	R	B			
5	SAGOSEN Sander	S	1/3	33	0/1					1/2		5	4												27:01	
6	BARTHOLD Sebastian Hein	S	1/2	50			0/1		1/1				1				1								21:32	
14	MATIC Mario		2/2	100	1/1					1/1		3	2			3									10:09	
15	TONNESEN Kent Robin		1/3	33	1/2					0/1		1										1			29:10	
18	AAR William Otto		4/5	80	1/2				1/1	2/2		1				1									9:34	
19	BJORNSEN Kristian	S	0/1	0					0/1				1												18:16	
21	GULLERUD Magnus		1/1	100		1/1							1			1									32:47	
22	GRONDAHL Tobias Schjolberg		2/3	67				2/2		0/1		1				1									9:03	
24	O'SULLIVAN Christian	S	1/2	50					0/1	1/1		2				2						1			35:30	
30	BERGERUD Torbjorn Sittrup											1													29:45	
31	LIEN Kasper Thorsen		5/6	83			1/2		3/3	1/1				1	1										40:15	
32	SOLSTAD Thomas Alfred	S	2/4	50		2/4						1		1								1			29:27	
36	KRISTENSEN Andre Bergsholm	S																							27:17	
40	PEDERSEN August Baskar		3/3	100			2/2		1/1							1									37:40	
43	LYSE Simen Ulstad		6/9	67	6/9							1	1		1	1	1					1			30:08	
77	ABELVIK ROD Magnus	S	4/6	67		1/1				3/5		1				1	2		2						31:59	
	Team / bench																									
	UKUPNO		33/50	66	9/15	4/6	3/5	2/2	6/8	9/14	0/0	17	10	2	2	10	4	0	2	0	4	0	0			

Goalkeepers		Saves / shots								
#	Surname and name	Tot.	%	9m	6m	Wing	7m	FB	Brk.	LD
30	BERGERUD Torbjorn Sittrup	13/23	57	3/6	7/11	3/4			0/2	
36	KRISTENSEN Andre Bergsholm	5/12	42	3/4	0/2	1/2			1/4	
	TOTAL	18/35	51	6/10	7/13	4/6	0/0	1/0	1/6	0/0

Coach: Jonas Liberg Wille

Number of attacks: 57, Efficiency: 58%, Average Duration: 26.75 seconds

Attack by type of defense

	Shots	9m	6m	Wing	TF	E7	E2
On def. 6-0	25/39	9/14	4/6	3/5	10	2	2
Fastbreak	6/8				0	0	0

Defense by type

	Total	9m	6m	Wing	Stl.	C7	2m
Def. 6-0	17/42	4/16	6/13	2/6	4	0	0
Fastbreak	0/0				0	0	4

Attack with superiority / minority / goalkeeper out

	Attack				Reaction		
	Att.	Eff.	Shots	TF	FB	LD	Tot.
6 on 6 (GK out)	5	20%	1/3	2	0/0	0/1	0/1
6 on 6	48	58%	28/40	8			
6 on 5	4	100%	4/4	0			

Player superiority / GK out counted at the end of attack (in case it changes during attack)

Defense with superiority / minority / goalkeeper out

	Attack				Reaction		
	Att.	Eff.	Shots	TF	FB	LD	Tot.
7 on 6 (GK out)	1	0%	0/1	0	0/0	0/0	0/0
6 on 6 (GK out)	1	0%	0/1	0	0/0	0/0	0/0
6 on 6	47	32%	15/33	14			
6 on 5	8	25%	2/5	3			
5 on 6	1	0%	0/1	0			

Numbers show attacking numbers of opponent. Lower efficiency of opponent means better defense of this team

Jersey number Tot. Total shooting 6m 6m (line) shooting 9m 9m shooting Wng Wing shooting FB Fastbreak sh. 7m 7m penalty sh.
 Brk. Breakthrough sh. LD Long distance sh. As. Assists PC Pass clear chance E7 Earned 7m pen. TF Technical faults St. Steals
 2m 2m punishments C7. Committed 7m E2 Earned 2m pun. YC. Yellow cards R/B Red/Blue cards Blk. Blocks S Starting Line-up



29th IHF Men's World Championship 2025

Croatia • Denmark • Norway

Group E, 2. round



Match Team Statistics

Match No. 24

USA 17 - 33 Norway

(7 - 13) (10 - 20)

17.1.2025. 20:30

Attendance: 9482

Unity Arena

Referees: Vladimir Jovandic (SRB) / Marko Sekulic (SRB)

Shot distribution by player

5 S. Sagosen

0/1	0/1	1/1

6 S. Barthold

		1/1
0/1		

14 M. Matic

1/1		

1/1 lob

15 K. Tonnesen

		1/1

1 post 1 miss.

18 W. Aar

		0/1
1/1	2/2	1/1

19 K. Bjornsen

1 post

21 M. Gullerud

		1/1

22 T. Grondahl

		1/1
		1/1

1 post

24 C. O'Sullivan

1/2		

31 K. Lien

	3/3	1/1

1 miss. 1/1 lob

32 T. Solstad

1/1	0/1	1/2

40 A. Pedersen

1/1	2/2	

43 S. Lyse

1/1		2/2
1/1		2/2

2 post 1 block

77 M. Abelvik Rod

		0/1
		1/1
1/1		2/3

TOTAL

2/2		4/6
0/2	0/1	2/2
6/7	7/8	10/12

5 post 2 miss. 1 block 2/2 lob

Saves distribution goalkeepers

30 T. Bergerud

1/2		1/1
5/6		4/4
0/2	2/4	0/4

36 A. Kristensen

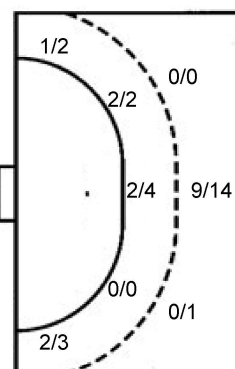
0/1	1/1	0/2
1/1		1/1
1/3	0/1	1/2

TOTAL

1/3	1/1	1/3
6/7		5/5
1/5	2/5	1/6

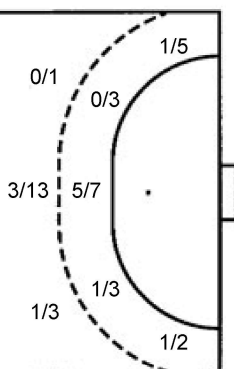
Shots by position

ATTACK



7m penalties	2/2
Fastbreak	6/8
Breakthrough	9/14
Long dist.	0/0

DEFENSE



7m penalties	0/0
Fastbreak	0/0
Breakthrough	5/7
Long dist.	0/1

Shooting statistics

Position	Goals	Sav.	Miss.	Post	Blk.	Total	%
Back (9m)	9	2	0	3	1	15	60
Line (6m)	4	2	0	0	0	6	67
Wing	3	1	1	0	0	5	60
7m penalties	2	0	0	0	0	2	100
Fastbreak	6	1	0	1	0	8	75
Breakthrough	9	3	1	1	0	14	64
Total	33	9	2	5	1	50	66

Jersey number Tot. Total shooting 6m 6m (line) shooting 9m 9m shooting Wng Wing shooting FB Fastbreak sh. 7m 7m penalty sh.
 Brk. Breakthrough sh. LD Long distance sh. As. Assists PC Pass clear chance E7 Earned 7m pen. TF Technical faults St. Steals
 2m 2m punishments C7. Committed 7m E2 Earned 2m pun. YC. Yellow cards R/B Red/Blue cards Blk. Blocks S Starting Line-up

Handball statistics and livescore by Toma-soft ltd (www.toma-soft.hr)



29th IHF Men's World Championship 2025

Croatia • Denmark • Norway

Group E, 2. round



Match Team Statistics

Match No. 24

USA 17 - 33 Norway

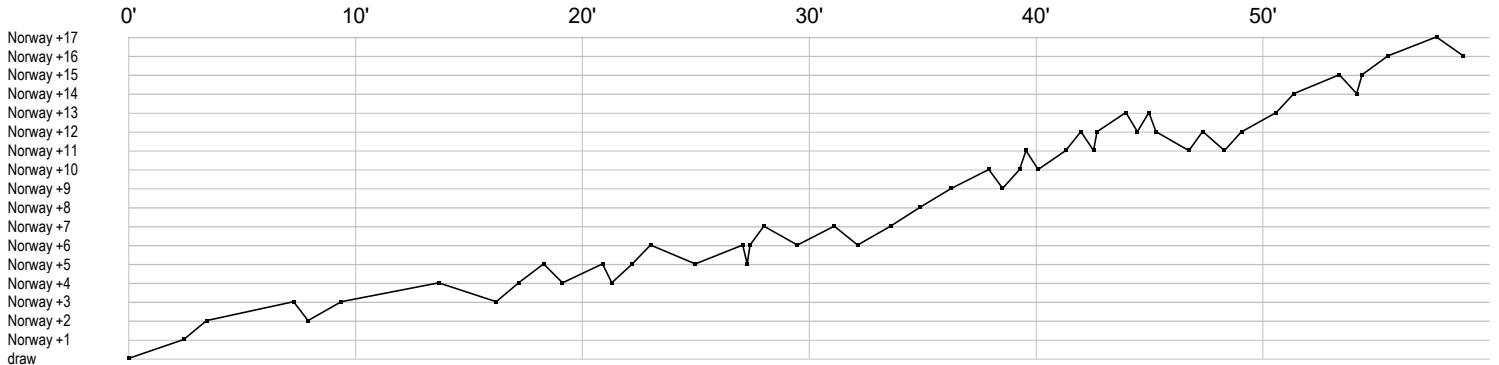
(7 - 13) (10 - 20)

17.1.2025. 20:30

Attendance: 9482

Unity Arena

Referees: Vladimir Jovandic (SRB) / Marko Sekulic (SRB)



USA

1	Merkovszky P	r sr s s r r s r s sr r r r r t r r r t r s r r r r r r r r r r r	r s r
3	Corning S	b f	g f g
4	Edwards B		
6	Stromberg J	t p t g t f t t t g fp a g a a g p f b a	
7	Chan Blanco		a p t p
10	Hunyadi D		f
11	Fofana A	t f t f y f f	f g t f
14	Hueter I	f i a f f i a a p i a c p f t t p a p p p t	
15	Hansen L		ff f
16	Otterstrom D		r r r r r r r r
17	Donlin A		g t g gx 2
20	Campos		
25	Hueter P	t g g f f	f g f
31	Morawski T		
33	Hoddersen S	g f f f 2c	
34	Srsen D		

Norway

5	Sagosen S	a p f p f	p a a a p a g
6	Barthold S	f g	bp
14	Matic M		p g t t a t a g p a
15	Tonnesen K	2 g a f	f
18	Aar W		g a g g f g
19	Bjornsen K	p f	
21	Gullerud M	g p	
22	Gron Dahl T	a f t	g g
24	O'sullivan C	t fg a	2 a t
30	Bergerud T		r s s s s r r a r r sr r r ss s s r s ss r s
31	Lien K		g f g ie g g g
32	Solstad T	2	g e f g a f
36	Kristensen A	s s r r s r s r r r r s r	
40	Pedersen A		g t g g
43	Lyse S	g p g g b g g f	f ig a f 2
77	Abelvik Rod	g b a t f f	x g gb x g

In game	g Goal scored	f Missed shot	a Assist	t Technical faults	b Steal
2 2min suspension	e Earned 7m	c Committed 7m	y Yellow card	r Red Card	k Blue card
i Earned 2min.	x Block	4 4min suspension	p Pass for clear chance	s Saved shot	r Received goal