



29th IHF Men's World Championship 2025

Croatia • Denmark • Norway

Group E, 2. round



Match Team Statistics

Match No. 23

Portugal 30 - 26 Brazil

(12 - 15) (18 - 11)

17.1.2025. 18:00

Attendance: 5762

Unity Arena

Referees: Adam Biro (HUN) / Oliver Kiss (HUN)

Portugal

Players		Goals / shots										Attack					Def.			Penalties				TP	
#	Surname and name	S	Tot.	%	9m	6m	Wing	7m	FB	Brk.	LD	As.	PC	E7	E2	TF	St.	C7	Blk	YC	2m	R	B		
4	PORTELA Pedro	S	2/4	50				1/2	1/1	0/1															30:00
8	ITURRIZA ALVAREZ Victor																								36:43
14	SILVA Rui	S	3/7	43	1/4	0/1			1/1	1/1		2	4			3									35:30
16	MARQUES Diogo	S																							15:02
21	FERNANDES Leonel	S	2/3	67			0/1		2/2					1	1	1	2								32:31
23	BRANQUINHO Diogo		1/1	100					1/1																19:53
25	AREIA António		4/5	80			0/1	3/3		1/1		1													24:28
26	COSTA Francisco	S	5/8	63	2/3				1/2	2/3		1	1	1		2									37:06
31	SALVADOR Salvador		2/4	50	1/1					0/2	1/1	1	2	1		1	1	1	3						35:28
41	CAPDEVILLE Gustavo																								40:50
66	GOMES Joao		1/1	100						1/1															1:04
79	COSTA Martim	S	9/14	64	5/8	2/2			1/2	1/2		2		2	2	3									43:12
80	OLIVEIRA Miguel																								1:26
82	FRADE Luis	S	0/1	0					0/1						1	5	1	1	3			1			46:33
86	BRANDAO Ricardo															1	2								
88	MAGALHAES Fábio		1/1	100	1/1							1				1	2								20:14
	Team / bench																								
	UKUPNO		30/49	61	10/17	2/3	0/2	4/5	7/10	6/11	1/1	8	7	5	4	16	6	2	6	0	3	0	0		

Goalkeepers		Saves / shots									
#	Surname and name	Tot.	%	9m	6m	Wing	7m	FB	Brk.	LD	
16	MARQUES Diogo	1/8	13	1/2	0/1	0/1	0/1		0/3		
41	CAPDEVILLE Gustavo	10/26	38	6/11	2/3	1/5	0/1	0/4	1/2		
	TOTAL	11/34	32	7/13	2/4	1/6	0/2	0/4	1/5	0/0	

Coach: Paulo Pereira

Number of attacks: 59, Efficiency: 51%, Average Duration: 32.41 seconds

Attack by type of defense

	Shots	9m	6m	Wing	TF	E7	E2
On def. 6-0	18/32	10/17	2/2	0/2	14	4	2
On def. 5-1	0/1	0/0	0/1	0/0	1	0	1
On def. 4-2	0/0	0/0	0/0	0/0	1	1	1
Fastbreak	7/10				0	0	0

Defense by type

	Total	9m	6m	Wing	Stl.	C7	2m
Def. 6-0	17/35	6/19	2/5	5/6	6	2	0
Fastbreak	4/5				0	0	3

Attack with superiority / minority / goalkeeper out

	Attack				Reaction		
	Att.	Eff.	Shots	TF	FB	LD	Tot.
7 on 6 (GK out)	4	50%	2/3	1	0/0	1/1	1/1
6 on 6 (GK out)	2	50%	1/1	1	0/0	1/1	1/1
6 on 6	43	51%	22/32	11			
6 on 5	10	50%	5/7	3			

Player superiority / GK out counted at the end of attack (in case it changes during attack)

Defense with superiority / minority / goalkeeper out

	Attack				Reaction		
	Att.	Eff.	Shots	TF	FB	LD	Tot.
7 on 6 (GK out)	2	0%	0/2	0	0/1	0/0	0/1
6 on 6 (GK out)	3	33%	1/2	1	0/0	1/1	1/1
6 on 6	46	43%	20/35	11			
5 on 6	3	33%	1/1	2			
6 on 5	5	80%	4/4	1			

Numbers show attacking numbers of opponent. Lower efficiency of opponent means better defense of this team

Jersey number Tot. Total shooting 6m 6m (line) shooting 9m 9m shooting Wng Wing shooting FB Fastbreak sh. 7m 7m penalty sh.
 Brk. Breakthrough sh. LD Long distance sh. As. Assists PC Pass clear chance E7 Earned 7m pen. TF Technical faults St. Steals
 2m 2m punishments C7. Committed 7m E2 Earned 2m pun. YC. Yellow cards R/B Red/Blue cards Blk. Blocks S Starting Line-up



29th IHF Men's World Championship 2025

Croatia • Denmark • Norway

Group E, 2. round



Match Team Statistics

Match No. 23

Portugal 30 - 26 Brazil

(12 - 15) (18 - 11)

17.1.2025. 18:00

Attendance: 5762

Unity Arena

Referees: Adam Biro (HUN) / Oliver Kiss (HUN)

Shot distribution by player

4 P. Portela

1/1		
	0/1	1/2

8 V. Iturriza Alvarez

14 R. Silva

		1/2
	2/3	

1 post 1 miss.

21 L. Fernandes

1/1	0/1	

1/1 lob

23 D. Branquinho

		1/1

25 A. Areia

0/1		1/1
		1/1
	1/1	1/1

26 F. Costa

		2/2
0/1		0/1
1/1		2/2

1 post

31 S. Salvador

		1/2
		0/1

1/1 lob

66 J. Gomes

		1/1

79 M. Costa

		3/3
1/1	0/1	0/1
3/4		2/3

1 miss.

80 M. Oliveira

82 L. Frade

		0/1

86 R. Brandao

88 F. Magalhaes

1/1		

TOTAL

1/2		7/8
1/2	0/1	2/6
6/7	3/6	8/11

2 post 2 miss. 2/2 lob

Saves distribution goalkeepers

16 D. Marques

1/1		0/1
	0/1	0/5

41 G. Capdeville

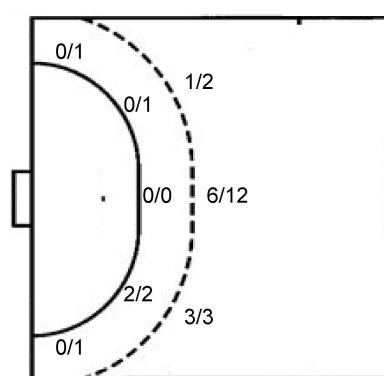
2/2		2/2
1/2	3/4	1/1
0/4	0/3	1/7

TOTAL

2/2		2/2
2/3	3/4	1/2
0/4	0/4	1/12

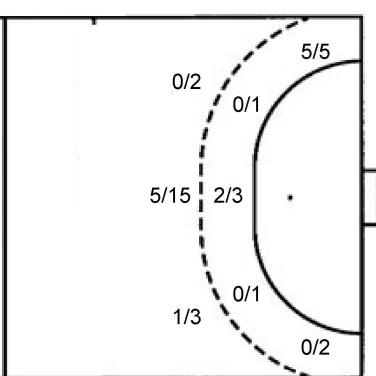
Shots by position

ATTACK



7m penalties 4/5
Fastbreak 7/10
Breakthrough 6/11
Long dist. 1/1

DEFENSE



7m penalties 2/2
Fastbreak 4/5
Breakthrough 4/5
Long dist. 3/3

Shooting statistics

Position	Goals	Sav.	Miss.	Post	Blk.	Total	%
Back (9m)	10	5	1	1	0	17	59
Line (6m)	2	0	1	0	0	3	67
Wing	0	2	0	0	0	2	0
7m penalties	4	1	0	0	0	5	80
Fastbreak	7	2	0	1	0	10	70
Breakthrough	6	5	0	0	0	11	55
Total	29	15	2	2	0	48	60

Jersey number Tot. Total shooting 6m 6m (line) shooting 9m 9m shooting Wng Wing shooting FB Fastbreak sh. 7m 7m penalty sh.
Brk. Breakthrough sh. LD Long distance sh. As. Assists PC Pass clear chance E7 Earned 7m pen. TF Technical faults St. Steals
2m 2m punishments C7. Committed 7m E2 Earned 2m pun. YC. Yellow cards R/B Red/Blue cards Blk. Blocks S Starting Line-up

Handball statistics and livescore by Toma-soft ltd (www.toma-soft.hr)



29th IHF Men's World Championship 2025

Croatia • Denmark • Norway

Group E, 2. round



Match Team Statistics

Match No. 23

Portugal 30 - 26 Brazil

(12 - 15) (18 - 11)

17.1.2025. 18:00

Attendance: 5762

Unity Arena

Referees: Adam Biro (HUN) / Oliver Kiss (HUN)

Brazil

Players		Goals / shots									Attack					Def.			Penalties			TP			
#	Surname and name	S	Tot.	%	9m	6m	Wing	7m	FB	Brk.	LD	As.	PC	E7	E2	TF	St.	C7	Blk	YC	2m		R	B	
7	MATOS SANTOS Joel Felipe Rodrigues																								6:14
14	PETRUS Thiagus	S																1							35:54
16	DA ROSA Rangel	S											1												46:21
26	MONTE DA SILVA Hugo Bryan		3/6	50	1/4					1/1	1/1	4	2			1									37:15
27	DA SILVA Marcos Antonio	S	0/1	0				0/1								1									35:17
37	LANGARO Haniel	S	5/9	56	2/5	1/2				1/1	1/1	1		1		3	1	2						1	30:14
57	LIMA DE CARVALHO Vinicios Angelo		2/5	40	2/4	0/1										1									23:08
75	DA SILVA BARROS Denys Alessandro		0/3	0	0/2					0/1		3				1									8:07
77	HACKBARTH Rudolph		3/4	75			0/1	2/2	1/1																23:18
80	OLIVEIRA Edney	S	3/4	75		1/2			2/2						1										38:33
82	FREITAS OLIVEIRA Tarcisio																								
88	BORGES Guilherme		2/2	100					1/1		1/1				2		1	1					1		26:54
94	FILHO Acacio		3/4	75	1/2					2/2			1			1	1								8:42
95	RODRIGUES Gustavo	S	0/3	0	0/3							2	1		1	6		1					1		37:39
97	MARTINS NASCIMENTO Mateus Cristian																								9:33
99	DUPOUX Jean-Pierre	S	5/6	83			5/5		0/1																52:51
	Team / bench															1									
	UKUPNO		26/47	55	6/20	2/5	5/7	2/2	4/5	4/5	3/3	10	5	2	3	15	3	5	0	0	4	0	0		

Goalkeepers		Saves / shots								
#	Surname and name	Tot.	%	9m	6m	Wing	7m	FB	Brk.	LD
16	DA ROSA Rangel	13/36	36	5/12	0/2	2/2	0/2	1/8	5/10	
97	MARTINS NASCIMENTO Mateus Cristian	2/8	25	0/3			1/3	1/1	0/1	
	TOTAL	15/44	34	5/15	0/2	2/2	1/5	2/9	5/11	0/0

Coach: Marcus Ricardo Oliveira

Number of attacks: 59, Efficiency: 44%, Average Duration: 28.41 seconds

Attack by type of defense

	Shots	9m	6m	Wing	TF	E7	E2
On def. 6-0	17/35	6/19	2/5	5/6	15	2	3
Fastbreak	4/5				0	0	0

Defense by type

	Total	9m	6m	Wing	Stl.	C7	2m
Def. 6-0	18/32	10/17	2/2	0/2	3	4	0
Def. 5-1	0/1	0/0	0/1	0/0	0	0	0
Def. 4-2	0/0	0/0	0/0	0/0	0	1	0
Fastbreak	7/10				0	0	4

Attack with superiority / minority / goalkeeper out

	Attack				Reaction		
	Att.	Eff.	Shots	TF	FB	LD	Tot.
7 on 6 (GK out)	2	0%	0/2	0	0/1	0/0	0/1
6 on 6 (GK out)	3	33%	1/2	1	0/0	1/1	1/1
6 on 6	46	43%	20/35	11			
5 on 6	3	33%	1/1	2			
6 on 5	5	80%	4/4	1			

Player superiority / GK out counted at the end of attack (in case it changes during attack)

Defense with superiority / minority / goalkeeper out

	Attack				Reaction		
	Att.	Eff.	Shots	TF	FB	LD	Tot.
7 on 6 (GK out)	4	50%	2/3	1	0/0	1/1	1/1
6 on 6 (GK out)	2	50%	1/1	1	0/0	1/1	1/1
6 on 6	43	51%	22/32	11			
6 on 5	10	50%	5/7	3			

Numbers show attacking numbers of opponent. Lower efficiency of opponent means better defense of this team

Jersey number Tot. Total shooting 6m 6m (line) shooting 9m 9m shooting Wng Wing shooting FB Fastbreak sh. 7m 7m penalty sh.
 Brk. Breakthrough sh. LD Long distance sh. As. Assists PC Pass clear chance E7 Earned 7m pen. TF Technical faults St. Steals
 2m 2m punishments C7. Committed 7m E2 Earned 2m pun. YC. Yellow cards R/B Red/Blue cards Blk. Blocks S Starting Line-up



29th IHF Men's World Championship 2025

Croatia • Denmark • Norway

Group E, 2. round



Match Team Statistics

Match No. 23

Portugal 30 - 26 Brazil

(12 - 15) (18 - 11)

17.1.2025. 18:00

Attendance: 5762

Unity Arena

Referees: Adam Biro (HUN) / Oliver Kiss (HUN)

Shot distribution by player

7 J. Matos Santos

14 T. Petrus

26 H. Monte Da Silva

		0/1
1/2		
		1/1

1 miss. 1/1 lob

27 M. Da Silva

1 post

37 H. Langaro

0/1	1/1	
		3/3

3 block 1/1 lob

57 V. Lima De Carvalho

		0/1
	0/1	
	1/1	1/1

1 block

75 D. Da Silva Barros

	0/2	0/1

77 R. Hackbarth

0/1		
1/1	2/2	

80 E. Oliveira

1/1	1/1	1/2

82 T. Freitas Oliveira

88 G. Borges

		1/1

1/1 lob

94 A. Filho

0/1		
		1/1
1/1		1/1

95 G. Rodrigues

1 post 2 block

99 J. Dupoux

1/1		3/3

1 post 1/1 lob

TOTAL

0/2		0/2
1/3	1/4	1/2
4/4	4/4	11/12

3 post 1 miss. 6 block 4/4 lob

Saves distribution goalkeepers

16 R. Da Rosa

1/2		1/5
1/2	1/1	3/4
1/7	3/6	2/8

97 M. Martins Nascimento

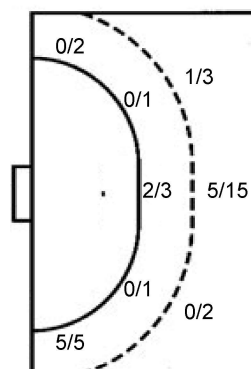
		0/3
		1/2
		1/3

TOTAL

1/2		1/8
1/2	1/1	4/6
1/7	3/6	3/11

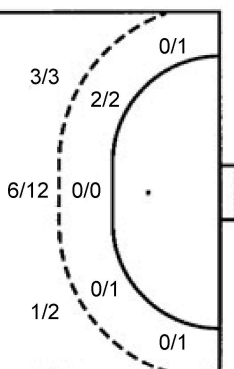
Shots by position

ATTACK



7m penalties 2/2
Fastbreak 4/5
Breakthrough 4/5
Long dist. 3/3

DEFENSE



7m penalties 4/5
Fastbreak 7/10
Breakthrough 6/11
Long dist. 1/1

Shooting statistics

Position	Goals	Sav.	Miss.	Post	Blk.	Total	%
Back (9m)	6	7	1	1	5	20	30
Line (6m)	2	2	0	0	1	5	40
Wing	5	1	0	1	0	7	71
7m penalties	2	0	0	0	0	2	100
Fastbreak	4	0	0	1	0	5	80
Breakthrough	4	1	0	0	0	5	80
Total	23	11	1	3	6	44	52

Jersey number Tot. Total shooting 6m 6m (line) shooting 9m 9m shooting Wng Wing shooting FB Fastbreak sh. 7m 7m penalty sh.
Brk. Breakthrough sh. LD Long distance sh. As. Assists PC Pass clear chance E7 Earned 7m pen. TF Technical faults St. Steals
2m 2m punishments C7. Committed 7m E2 Earned 2m pun. YC. Yellow cards R/B Red/Blue cards Blk. Blocks S Starting Line-up

Handball statistics and livescore by Toma-soft ltd (www.toma-soft.hr)

