



29th IHF Men's World Championship 2025

Croatia • Denmark • Norway

Group A, 2. round



Match Team Statistics

Match No. 21

Czechia 19 - 19 Poland

(12 - 9) (7 - 10)

17.1.2025. 18:00

Attendance: 5397

Jyske Bank Boxen

Referees: Amar Konjicanin (BIH) / Dino Konjicanin (BIH)

Czechia

#	Surname and name	S	Goals / shots									Attack					Def.			Penalties			TP			
			Tot.	%	9m	6m	Wing	7m	FB	Brk.	LD	As.	PC	E7	E2	TF	St.	C7	Bik	YC	2m	R		B		
1	MRKVA Tomáš	S																							49:25	
2	HRSTKA Jakub	S	5/5	100				1/1	3/3																40:49	
4	HRDLICKA Jan																								5:19	
6	SKOPAR Dominik	S	1/2	50				1/2																	58:22	
7	PIROCH Tomáš	S	1/3	33	1/3																				41:26	
14	STERBA Jakub																								4:37	
17	KAŠPÁREK Stanislav		2/6	33	1/5																				23:06	
18	REICHL Vít		1/1	100		1/1																			23:02	
19	BABÁK Tomáš		1/2	50	1/2																				15:47	
23	JOSEF Jonáš																								3:46	
28	HAVRAN Matej	S																					1	1	22:30	
34	SOLÁK Dominik	S	4/8	50	3/7																				41:39	
39	MORKOVSKY Lukas		3/6	50	2/4																				36:31	
66	ZEMAN Štěpán	S																							34:46	
77	REZNICKY Daniel																								1:08	
93	BLECHA Jan		1/1	100				1/1																	17:47	
	Team / bench																									
	UKUPNO		19/34	56	8/21	1/1	3/4	3/3	0/0	3/4	1/1	4	1	3	4	14	11	2	3	0	5	1	0			

#	Surname and name	Saves / shots								
		Tot.	%	9m	6m	Wing	7m	FB	Brk.	LD
1	MRKVA Tomáš	6/23	26	0/4	2/3	0/4	1/2	0/2	2/7	1/1
4	HRDLICKA Jan	2/4	50	2/3	0/1					
	TOTAL	8/27	30	2/7	2/4	0/4	1/2	0/2	2/7	1/1

Coach: Javier Sabate

Number of attacks: 47, Efficiency: 40%, Average Duration: 40.64 seconds

Attack by type of defense

	Shots	9m	6m	Wing	TF	E7	E2
On def. 6-0	11/19	6/13	1/1	2/3	4	3	4
On def. 5-1	2/5	2/5	0/0	0/0	5	0	0
On def. 4-2	2/6	0/3	0/0	1/1	5	0	0
Fastbreak	0/0				0	0	0

Defense by type

	Total	9m	6m	Wing	Stl.	C7	2m
Def. 6-0	9/18	4/10	1/3	2/2	9	1	0
Def. 5-1	1/2	0/1	0/0	1/1	0	0	0
Def. 3-2-1	3/3	0/0	1/1	1/1	1	0	0
Def. 3-3	3/5	1/2	0/0	0/0	1	1	0
Fastbreak	2/2				0	0	5

Attack with superiority / minority / goalkeeper out

	Attack				Reaction		
	Att.	Eff.	Shots	TF	FB	LD	Tot.
7 on 6 (GK out)	4	50%	2/3	1	0/0	0/0	0/0
6 on 6 (GK out)	3	67%	2/2	1	0/0	0/0	0/0
6 on 5 (GK out)	2	50%	1/1	1	0/0	0/0	0/0
6 on 6	32	28%	9/21	11			
6 on 5	4	100%	4/4	0			
5 on 6	1	0%	0/1	0			
5 on 4	1	100%	1/1	0			

Player superiority / GK out counted at the end of attack (in case it changes during attack)

Defense with superiority / minority / goalkeeper out

	Attack				Reaction		
	Att.	Eff.	Shots	TF	FB	LD	Tot.
7 on 6 (GK out)	1	0%	0/1	0	0/0	0/0	0/0
6 on 6 (GK out)	3	33%	1/1	2	0/0	1/1	1/1
6 on 6	35	43%	15/25	10			
6 on 5 (GK out)	2	50%	1/2	0	0/0	0/0	0/0
6 on 5	7	14%	1/2	5			
6 on 4 (GK out)	1	100%	1/1	0	0/0	0/0	0/0

Numbers show attacking numbers of opponent. Lower efficiency of opponent means better defense of this team

Jersey number Tot. Total shooting 6m 6m (line) shooting 9m 9m shooting Wng Wing shooting FB Fastbreak sh. 7m 7m penalty sh.
 Brk. Breakthrough sh. LD Long distance sh. As. Assists PC Pass clear chance E7 Earned 7m pen. TF Technical faults St. Steals
 2m 2m punishments C7. Committed 7m E2 Earned 2m pun. YC. Yellow cards R/B Red/Blue cards Blk. Blocks S Starting Line-up



29th IHF Men's World Championship 2025

Croatia • Denmark • Norway

Group A, 2. round



Match Team Statistics

Match No. 21

Czechia 19 - 19 Poland

(12 - 9) (7 - 10)

17.1.2025. 18:00

Attendance: 5397

Jyske Bank Boxen

Referees: Amar Konjicanin (BIH) / Dino Konjicanin (BIH)

Shot distribution by player

2 J. Hrstka 2/2 1/1 1/1 1/1	6 D. Skopár 1/2	7 T. Piroch 0/1 1/1 1 miss.	14 J. Šterba	17 S. Kašpárek 1/2 0/1 0/1 1/1 1 miss.	18 V. Reichl 1/1	19 T. Babák 1/1 1 miss.
23 J. Josef	28 M. Havran	34 D. Solák 2/2 0/1 0/1 1/2 1/2	39 L. Morkovsky 1/2 2/2 2 block	66 Š. Zeman	77 D. Reznicky	93 J. Blecha 1/1

TOTAL

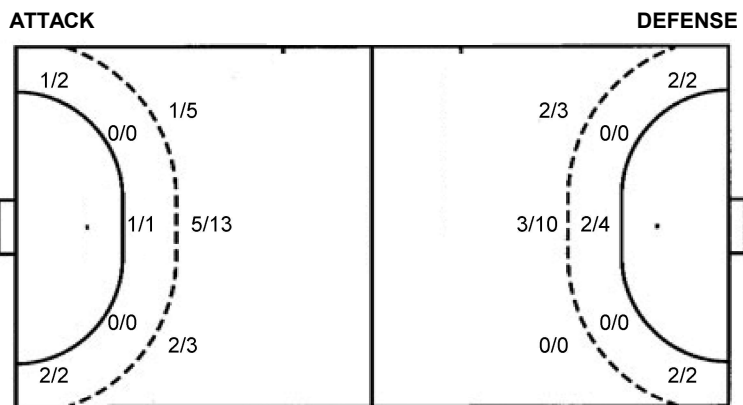
2/2	2/3	
2/6		1/2
5/7	2/3	5/6

3 miss. 2 block

Saves distribution goalkeepers

1 T. Mrkva 0/3 0/2 2/3 0/2 2/7 1/1 1/5	4 J. Hrdlicka 1/2 1/2	TOTAL 0/3 0/2 3/5 1/4 2/7 1/1 1/5
--	---------------------------------	---

Shots by position



7m penalties 3/3
Fastbreak 0/0
Breakthrough 3/4
Long dist. 1/1

7m penalties 1/2
Fastbreak 2/2
Breakthrough 5/7
Long dist. 0/1

Shooting statistics

Position	Goals	Sav.	Miss.	Post	Blk.	Total	%
Back (9m)	8	8	3	0	2	21	38
Line (6m)	1	0	0	0	0	1	100
Wing	3	1	0	0	0	4	75
7m penalties	3	0	0	0	0	3	100
Fastbreak	0	0	0	0	0	0	0
Breakthrough	3	1	0	0	0	4	75
Total	18	10	3	0	2	33	55

Jersey number Tot. Total shooting 6m 6m (line) shooting 9m 9m shooting Wng Wing shooting FB Fastbreak sh. 7m 7m penalty sh.
Brk. Breakthrough sh. LD Long distance sh. As. Assists PC Pass clear chance E7 Earned 7m pen. TF Technical faults St. Steals
2m 2m punishments C7. Committed 7m E2 Earned 2m pun. YC. Yellow cards R/B Red/Blue cards Blk. Blocks S Starting Line-up

Handball statistics and livescore by Toma-soft ltd (www.toma-soft.hr)



29th IHF Men's World Championship 2025

Croatia • Denmark • Norway

Group A, 2. round



Match Team Statistics

Match No. 21

Czechia 19 - 19 Poland

(12 - 9) (7 - 10)

17.1.2025. 18:00

Attendance: 5397

Jyske Bank Boxen

Referees: Amar Konjicanin (BIH) / Dino Konjicanin (BIH)

Poland

#	Surname and name	S	Goals / shots							Attack				Def.			Penalties			TP							
			Tot.	%	9m	6m	Wing	7m	FB	Brk.	LD	As.	PC	E7	E2	TF	St.	C7	Bik		YC	2m	R	B			
2	PRZYTUŁA Damian		3/7	43	2/6						1/1				1	1										37:28	
4	JEDRASZCZYK Piotr	S	3/3	100	1/1						2/2				2	1		1	6							41:25	
5	OLEJNICZAK Michał		1/3	33	1/3										1			1	1							34:17	
8	BIS Bartłomiej																										
11	PATEREK Paweł		2/4	50							2/4							2								32:47	
12	PIETRASIK Ariel	S	0/1	0	0/1													1								14:42	
19	CZUWARA Jan	S	1/1	100			1/1										1	1								20:53	
21	SYPRZAK Kamil	S	3/6	50	0/1	2/4			1/1					1				1								20:31	
23	MORYTO Arkadiusz	S	3/3	100	1/1						2/2				3	1	1		5	1						54:09	
26	MARCINIAK Marek	S	1/1	100			1/1																1			12:16	
28	GEBALA Maciej																										38:21
44	CZAPLINSKI Mikołaj		1/2	50			1/1	0/1																			31:08
46	WOJDAN Mateusz		1/1	100			1/1																				16:28
75	JASTRZĘBSKI Marcel																										30:17
93	ROGULSKI Łukasz		0/1	0																							9:18
94	MORAWSKI Adam	S																									26:00
	Team / bench																		1								
	UKUPNO		19/33	58	5/13	2/4	4/4	1/2	2/2	5/7	0/1				8	3	2	4	17	2	3	2	0	3	1	0	

#	Surname and name	Saves / shots								
		Tot.	%	9m	6m	Wing	7m	FB	Brk.	LD
75	JASTRZĘBSKI Marcel	8/16	50	6/8	0/1	1/2	0/2		1/3	
94	MORAWSKI Adam	2/12	17	2/8		0/2	0/1		0/1	
	TOTAL	10/28	36	8/16	0/1	1/4	0/3	0/0	1/4	0/0

Coach: Marcin Lijewski

Number of attacks: 49, Efficiency: 39%, Average Duration: 35.21 seconds

Attack by type of defense

	Shots	9m	6m	Wing	TF	E7	E2
On def. 6-0	9/18	4/10	1/3	2/2	13	1	3
On def. 5-1	1/2	0/1	0/0	1/1	1	0	0
On def. 3-2-1	3/3	0/0	1/1	1/1	2	0	1
On def. 3-3	3/5	1/2	0/0	0/0	1	1	0
Fastbreak	2/2				0	0	0

Defense by type

	Total	9m	6m	Wing	Stl.	C7	2m
Def. 6-0	11/19	6/13	1/1	2/3	1	3	0
Def. 5-1	2/5	2/5	0/0	0/0	0	0	0
Def. 4-2	2/6	0/3	0/0	1/1	1	0	0
Fastbreak	0/0				0	0	3

Attack with superiority / minority / goalkeeper out

	Attack				Reaction		
	Att.	Eff.	Shots	TF	FB	LD	Tot.
7 on 6 (GK out)	1	0%	0/1	0	0/0	0/0	0/0
6 on 6 (GK out)	3	33%	1/1	2	0/0	1/1	1/1
6 on 6	35	43%	15/25	10			
6 on 5 (GK out)	2	50%	1/2	0	0/0	0/0	0/0
6 on 5	7	14%	1/2	5			
6 on 4 (GK out)	1	100%	1/1	0	0/0	0/0	0/0

Player superiority / GK out counted at the end of attack (in case it changes during attack)

Defense with superiority / minority / goalkeeper out

	Attack				Reaction		
	Att.	Eff.	Shots	TF	FB	LD	Tot.
7 on 6 (GK out)	4	50%	2/3	1	0/0	0/0	0/0
6 on 6 (GK out)	3	67%	2/2	1	0/0	0/0	0/0
6 on 5 (GK out)	2	50%	1/1	1	0/0	0/0	0/0
6 on 6	32	28%	9/21	11			
6 on 5	4	100%	4/4	0			
5 on 6	1	0%	0/1	0			
5 on 4	1	100%	1/1	0			

Numbers show attacking numbers of opponent. Lower efficiency of opponent means better defense of this team

Jersey number Tot. Total shooting 6m 6m (line) shooting 9m 9m shooting Wng Wing shooting FB Fastbreak sh. 7m 7m penalty sh.
 Brk. Breakthrough sh. LD Long distance sh. As. Assists PC Pass clear chance E7 Earned 7m pen. TF Technical faults St. Steals
 2m 2m punishments C7. Committed 7m E2 Earned 2m pun. YC. Yellow cards R/B Red/Blue cards Blk. Blocks S Starting Line-up



29th IHF Men's World Championship 2025

Croatia • Denmark • Norway

Group A, 2. round



Match Team Statistics

Match No. 21

Czechia 19 - 19 Poland

(12 - 9) (7 - 10)

17.1.2025. 18:00

Attendance: 5397

Jyske Bank Boxen

Referees: Amar Konjicanin (BIH) / Dino Konjicanin (BIH)

Shot distribution by player

2 D. Przytuła	4 P. Jedraszczyk	5 M. Olejniczak	8 B. Bis	11 P. Paterek	12 A. Pietrasik	19 J. Czuwara
1/1 1/2 1/1	1/1 2/2	1/1		1/1 1/1 0/1	0/1	1/1
1 post 1 miss. 1 block		1 post 1 block				

21 K. Sypszak	23 A. Moryto	26 M. Marciniak	28 M. Gebala	44 M. Czaplinski	46 M. Wojdan	93 Ł. Rogulski
1/2 0/1 2/2	1/1 1/1	1/1		1/1 0/1	1/1	0/1
1 block						

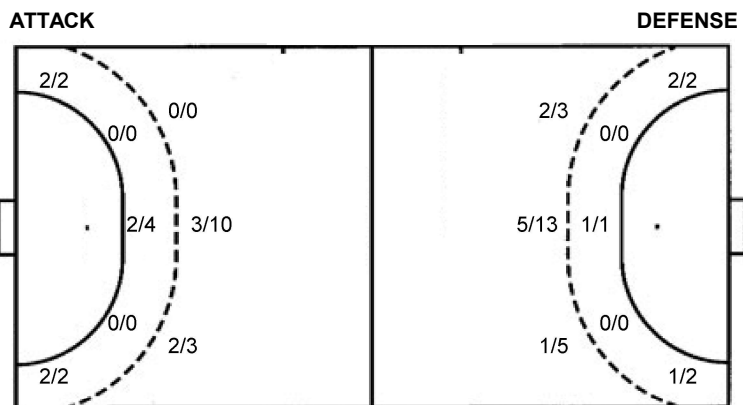
TOTAL	3/3	2/2
2/5		3/4
5/7	0/1	4/5

2 post 1 miss. 3 block

Saves distribution goalkeepers

75 M. Jastrzębski	94 A. Morawski	TOTAL
1/3 3/4 1/4	0/2 1/2 1/3	0/2 4/6 2/7
1/1	0/1	1/3
1/3	0/3	1/6

Shots by position



7m penalties	1/2	7m penalties	3/3
Fastbreak	2/2	Fastbreak	0/0
Breakthrough	5/7	Breakthrough	3/4
Long dist.	0/1	Long dist.	1/1

Shooting statistics

Position	Goals	Sav.	Miss.	Post	Blk.	Total	%
Back (9m)	5	2	1	2	3	13	38
Line (6m)	2	2	0	0	0	4	50
Wing	4	0	0	0	0	4	100
7m penalties	1	1	0	0	0	2	50
Fastbreak	2	0	0	0	0	2	100
Breakthrough	5	2	0	0	0	7	71
Total	19	7	1	2	3	32	59

Jersey number Tot. Total shooting 6m 6m (line) shooting 9m 9m shooting Wng Wing shooting FB Fastbreak sh. 7m 7m penalty sh.
 Brk. Breakthrough sh. LD Long distance sh. As. Assists PC Pass clear chance E7 Earned 7m pen. TF Technical faults St. Steals
 2m 2m punishments C7. Committed 7m E2 Earned 2m pun. YC. Yellow cards R/B Red/Blue cards Blk. Blocks S Starting Line-up



29th IHF Men's World Championship 2025

Croatia • Denmark • Norway

Group A, 2. round



Match Team Statistics

Match No. 21

Czechia 19 - 19 Poland

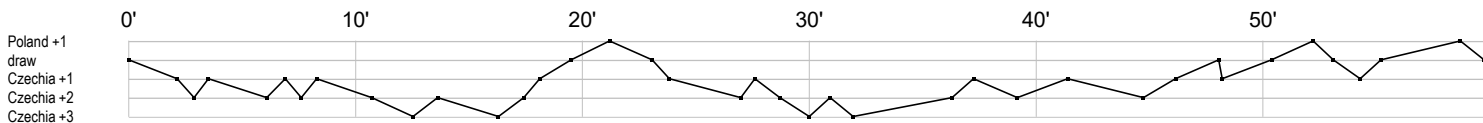
(12 - 9) (7 - 10)

17.1.2025. 18:00

Attendance: 5397

Jyske Bank Boxen

Referees: Amar Konjicanin (BIH) / Dino Konjicanin (BIH)



Czechia

1 Mrkva T	r s	r r s s	r	r r r	r	r	r	r	s r			r	s r	r s	r	r	r	r	r
2 Hrška J	gb 2		g						g	g				b				c	g b
4 Hrdlicka J									s	r r s									
6 Skopár D		2c						b						g					f
7 Piroch T	i	i	gb					t				f e		f					p a
14 Šterba J																			
17 Kašpárek S								g	f							bf g		f	f
18 Reichl V																		ie	t g
19 Babák T								f											
23 Josef J																			
28 Havran M												2							r
34 Solák D	g	b		f	f	t	b	g		t	g		g	f	f	t			b
39 Morkovsky L		t	a	ig	t		a		f	2			f		t	g	xf	t	t
66 Zeman Š				2			b						x	b					
77 Reznický D																			
93 Blecha J		g						t											

Poland

2 Przytula D		g	p			g			f	f	f	a			f		g	2c	
4 Jedraszczak		t				pt	g	t	a	i	t		g		t			g	t a
5 Olejniczak M												x			i	g	ff	a	
8 Bis B																			
11 Paterek P						f	t		x							f	g		t g
12 Pietrasik A						2									f				
19 Czuwara J						2			ie				g						
21 Syprzak K			a	f	i	g	f						g						
23 Moryto A			bt	pt				g		a	t		a		g	t			g a e
26 Marciniak M						g													
28 Gebala M													c						
44 Czaplński M															c			f	g
46 Wojdan M													g						
75 Jastrzębski M															r	s	r	s	r
93 Rogulski Ł															f			b	
94 Morawski A		r		r	r		s	r	s	r		r		r	r	r	r		

In game	g Goal scored	f Missed shot	a Assist	t Technical faults	b Steal
2 2min suspension	e Earned 7m	c Committed 7m	y Yellow card	r Red Card	k Blue card
i Earned 2min.	x Block	4 4min suspension	p Pass for clear chance	s Saved shot	r Received goal