



29th IHF Men's World Championship 2025

Croatia • Denmark • Norway

Group G, 1. round



Match Team Statistics

Match No. 18

Iceland 34 - 21 Cape Verde

(18 - 8) (16 - 13)

16.1.2025. 20:30

Attendance: 850

Arena Zagreb

Referees: Alexei Covalciuc (MDA) / Igor Covalciuc (MDA)

Iceland

#	Surname and name	S	Goals / shots								Attack				Def.			Penalties			TP											
			Tot.	%	9m	6m	Wing	7m	FB	Brk.	LD	As.	PC	E7	E2	TF	St.	C7	Blk	YC		2m	R	B								
1	GÚSTAVSSON Björgvin Páll	S													2																	19:37
2	RIKHARSSON Ódinn Thór		5/7	71				2/3	1/2	2/2																						28:51
3	SMÁRASON Janus Dadi	S	2/3	67	1/2										3																	34:14
5	JÓHANSSON Sveinn																															5:51
7	KRISTJANSSON Viggó	S	3/4	75	0/1										4	2	2															40:35
8	ELISSON Bjarki Már		4/5	80		1/1	1/2			2/2					2																	27:34
9	JÓNSSON Elvar Örn	S	3/6	50	1/3										2																	36:09
10	KRISTJANSSON Gísli Thorgeir		1/2	50	0/1											1	1															19:38
11	GISLASON Ymir Örn	S	1/2	50		1/1									1		1															48:21
15	GUNNARSSON Thorsteinn Leó		2/2	100	2/2												1															10:36
16	HALLGRIMSSON Viktor Gísli	S																														37:53
18	VIÐARSSON Elliði Snar		0/1	0		0/1																										11:20
19	THORKESSON Orri Freyr	S	8/8	100				2/2	3/3	3/3																						30:05
22	GUDJONSSON Sigvaldi Björn		3/4	75				1/2		2/2					1																	29:48
24	EINARSSON Teitur Örn		1/3	33	0/1											2		1	2													24:37
25	THRASTARSON Haukur		1/1	100	1/1										3	1		1														15:42
	Team / bench																															
	UKUPNO		34/48	71	5/11	2/3	6/9	4/5	9/9	8/11	0/0				18	6	5	1	11	6	3	0	0	0	3	1	0					

#	Surname and name	Saves / shots								
		Tot.	%	9m	6m	Wing	7m	FB	Brk.	LD
1	GÚSTAVSSON Björgvin Páll	2/12	17	1/4	0/2		0/1	0/1	1/4	
16	HALLGRIMSSON Viktor Gísli	8/19	42	3/7	0/3	1/1	0/2	1/1	3/5	
	TOTAL	10/31	32	4/11	0/5	1/1	0/3	1/2	4/9	0/0

Coach: Snorri Steinn Gudjónsson

Number of attacks: 56, Efficiency: 61%, Average Duration: 28.79 seconds

Attack by type of defense

	Shots	9m	6m	Wing	TF	E7	E2
On def. 6-0	18/30	5/10	2/3	6/9	10	4	1
On def. 5-1	3/4	0/1	0/0	0/0	1	1	0
Fastbreak	9/9				0	0	0

Defense by type

	Total	9m	6m	Wing	Stl.	C7	2m
Def. 6-0	17/30	7/15	5/5	0/1	6	3	1
Fastbreak	1/3				0	0	2

Attack with superiority / minority / goalkeeper out

	Attack				Reaction		
	Att.	Eff.	Shots	TF	FB	LD	Tot.
7 on 6 (GK out)	2	0%	0/1	1	0/0	0/0	0/0
6 on 5 (GK out)	2	50%	1/2	0	0/0	0/0	0/0
5 on 6 (GK out)	1	100%	1/1	0	0/0	0/0	0/0
6 on 6	47	60%	28/37	10			
6 on 5	3	100%	3/3	0			
5 on 6	1	100%	1/1	0			

Player superiority / GK out counted at the end of attack (in case it changes during attack)

Defense with superiority / minority / goalkeeper out

	Attack				Reaction		
	Att.	Eff.	Shots	TF	FB	LD	Tot.
6 on 6 (GK out)	2	0%	0/0	2	2/2	0/0	2/2
6 on 6	46	39%	18/31	15			
6 on 5 (GK out)	2	50%	1/2	0	0/0	0/0	0/0
6 on 5	3	33%	1/1	2			
5 on 5	1	0%	0/0	1			
6 on 4	1	100%	1/1	0			

Numbers show attacking numbers of opponent. Lower efficiency of opponent means better defense of this team

Jersey number Tot. Total shooting 6m 6m (line) shooting 9m 9m shooting Wng Wing shooting FB Fastbreak sh. 7m 7m penalty sh.
 Brk. Breakthrough sh. LD Long distance sh. As. Assists PC Pass clear chance E7 Earned 7m pen. TF Technical faults St. Steals
 2m 2m punishments C7. Committed 7m E2 Earned 2m pun. YC. Yellow cards R/B Red/Blue cards Blk. Blocks S Starting Line-up



29th IHF Men's World Championship 2025

Croatia • Denmark • Norway

Group G, 1. round



Match Team Statistics

Match No. 18

Iceland 34 - 21 Cape Verde

(18 - 8) (16 - 13)

16.1.2025. 20:30

Attendance: 850

Arena Zagreb

Referees: Alexei Covalciuc (MDA) / Igor Covalciuc (MDA)

Shot distribution by player

2 Ó. Ríkharsson

		1/1
2/2		2/2

1 post 1 miss.

3 J. Smáráson

1/1		
1/1		

1 post

5 S. Jóhannsson

7 V. Kristjánsson

1/1		
1/1		0/1
		1/1

8 B. Elísson

	2/2	
0/1		2/2

9 E. Jónsson

0/1		
2/2		1/1

2 block

10 G. Kristjánsson

		1/1

1 miss.

11 Ý. Gíslason

1/1		
0/1		

15 T. Gunnarsson

	1/1	1/1

18 E. Vidarsson

0/1		

19 O. Thorkelsson

1/1		2/2
4/4		1/1

22 S. Gudjonsson

1/1		
1/1		1/2

24 T. Einarsson

		0/1
		1/1

1 block

25 H. Thrastarson

1/1		

TOTAL

4/6	1/1	5/6
3/3	2/2	0/1
10/12		9/10

2 post 2 miss. 3 block

Saves distribution goalkeepers

1 B. Gústavsson

0/3	0/1	0/1
0/2		0/1
1/2	1/1	0/1

16 V. Hallgrímsson

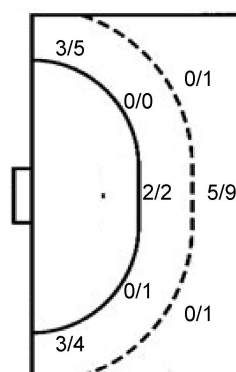
0/2		3/5
		2/2
0/3	0/2	3/5

TOTAL

0/5	0/1	3/6
0/2		2/3
1/5	1/3	3/6

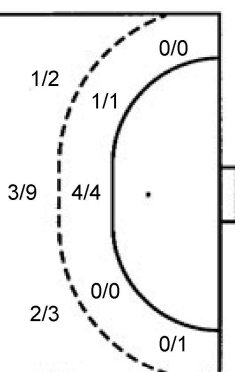
Shots by position

ATTACK



7m penalties 4/5
Fastbreak 9/9
Breakthrough 8/11
Long dist. 0/0

DEFENSE



7m penalties 3/3
Fastbreak 1/3
Breakthrough 5/9
Long dist. 0/0

Shooting statistics

Position	Goals	Sav.	Miss.	Post	Blk.	Total	%
Back (9m)	5	1	1	1	3	11	45
Line (6m)	2	1	0	0	0	3	67
Wing	6	2	0	1	0	9	67
7m penalties	4	0	1	0	0	5	80
Fastbreak	9	0	0	0	0	9	100
Breakthrough	8	3	0	0	0	11	73
Total	34	7	2	2	3	48	71

Jersey number Tot. Total shooting 6m 6m (line) shooting 9m 9m shooting Wng Wing shooting FB Fastbreak sh. 7m 7m penalty sh.
Brk. Breakthrough sh. LD Long distance sh. As. Assists PC Pass clear chance E7 Earned 7m pen. TF Technical faults St. Steals
2m 2m punishments C7. Committed 7m E2 Earned 2m pun. YC. Yellow cards R/B Red/Blue cards Blk. Blocks S Starting Line-up

Handball statistics and livescore by Toma-soft ltd (www.toma-soft.hr)



29th IHF Men's World Championship 2025

Croatia • Denmark • Norway

Group G, 1. round



Match Team Statistics

Match No. 18

Iceland 34 - 21 Cape Verde

(18 - 8) (16 - 13)

16.1.2025. 20:30

Attendance: 850

Arena Zagreb

Referees: Alexei Covalciuc (MDA) / Igor Covalciuc (MDA)

Cape Verde

#	Surname and name	S	Goals / shots								Attack					Def.			Penalties			TP					
			Tot.	%	9m	6m	Wing	7m	FB	Brk.	LD	As.	PC	E7	E2	TF	St.	C7	Bik	YC	2m		R	B			
1	FERNANDES Elcio	S																									30:32
2	GARCIA RIBEIRO Edmilson	S																									3:54
3	PINA Délcio		5/8	63	1/3	2/2			0/1	2/2					1		2	3									34:27
4	SANTOS Ivo																										13:18
5	ARAUJO Edmilson	S	1/3	33	1/1				0/2							2	4										24:42
6	SEMEDO Leandro		4/5	80	3/4				1/1					2	1	1	5	2		2							35:22
8	RAMOS ROCHA Hafsteinn																										3:55
10	LANDIM Bruno	S	4/9	44	1/4			3/3	0/1	0/1				2			5	1		1		1					42:14
11	FURTADO Admilson Estaliny		0/1	0			0/1												1								45:07
12	GONÇALVES Edmilson																										28:02
13	MORENO Paulo	S	4/4	100		3/3			1/1									1									46:15
14	PEREIRA Alexandre	S																	1								21:01
15	CORREIA Gilson		1/1	100					1/1										2								35:41
16	FERNANDES Bruno Miguel																										0:20
17	ANDRADE Rafael		0/1	0	0/1														1								16:13
44	FURTADO Gualther	S	2/4	50	1/2					1/2				1		1	2	3					1				36:07
	Team / bench																1										
	UKUPNO		21/36	58	7/15	5/5	0/1	3/3	1/3	5/9	0/0			5	1	3	4	20	7	5	3	0	2	0	0		

#	Surname and name	Saves / shots								
		Tot.	%	9m	6m	Wing	7m	FB	Brk.	LD
1	FERNANDES Elcio	2/21	10	0/3	1/2	0/4	0/2	0/5	1/5	
12	GONÇALVES Edmilson	5/19	26	1/3	0/1	2/4	0/2	0/3	2/6	
16	FERNANDES Bruno Miguel									
	TOTAL	7/40	18	1/6	1/3	2/8	0/4	1/8	3/11	0/0

Coach: **Jorge Rito**

Number of attacks: 55, Efficiency: 38%, Average Duration: 35.91 seconds

Attack by type of defense

	Shots	9m	6m	Wing	TF	E7	E2
On def. 6-0	17/30	7/15	5/5	0/1	20	3	4
Fastbreak	1/3				0	0	0

Defense by type

	Total	9m	6m	Wing	Stl.	C7	2m
Def. 6-0	18/30	5/10	2/3	6/9	6	4	0
Def. 5-1	3/4	0/1	0/0	0/0	1	1	0
Fastbreak	9/9				0	0	2

Attack with superiority / minority / goalkeeper out

	Attack				Reaction		
	Att.	Eff.	Shots	TF	FB	LD	Tot.
6 on 6 (GK out)	2	0%	0/0	2	2/2	0/0	2/2
6 on 6	46	39%	18/31	15			
6 on 5 (GK out)	2	50%	1/2	0	0/0	0/0	0/0
6 on 5	3	33%	1/1	2			
5 on 5	1	0%	0/0	1			
6 on 4	1	100%	1/1	0			

Player superiority / GK out counted at the end of attack (in case it changes during attack)

Defense with superiority / minority / goalkeeper out

	Attack				Reaction		
	Att.	Eff.	Shots	TF	FB	LD	Tot.
7 on 6 (GK out)	2	0%	0/1	1	0/0	0/0	0/0
6 on 5 (GK out)	2	50%	1/2	0	0/0	0/0	0/0
5 on 6 (GK out)	1	100%	1/1	0	0/0	0/0	0/0
6 on 6	47	60%	28/37	10			
6 on 5	3	100%	3/3	0			
5 on 6	1	100%	1/1	0			

Numbers show attacking numbers of opponent. Lower efficiency of opponent means better defense of this team

Jersey number Tot. Total shooting 6m 6m (line) shooting 9m 9m shooting Wng Wing shooting FB Fastbreak sh. 7m 7m penalty sh.
 Brk. Breakthrough sh. LD Long distance sh. As. Assists PC Pass clear chance E7 Earned 7m pen. TF Technical faults St. Steals
 2m 2m punishments C7. Committed 7m E2 Earned 2m pun. YC. Yellow cards R/B Red/Blue cards Blk. Blocks S Starting Line-up

Handball statistics and livescore by Toma-soft ltd (www.toma-soft.hr)



29th IHF Men's World Championship 2025

Croatia • Denmark • Norway

Group G, 1. round



Match Team Statistics

Match No. 18

Iceland 34 - 21 Cape Verde

(18 - 8) (16 - 13)

16.1.2025. 20:30

Attendance: 850

Arena Zagreb

Referees: Alexei Covalciuc (MDA) / Igor Covalciuc (MDA)

Shot distribution by player

2 E. Garcia Ribeiro

3 D. Pina

2/2		1/2
		1/1
0/1	1/1	0/1

4 I. Santos

5 E. Araújo

1/1		0/1
		0/1

6 L. Semedo

1/1	1/1	1/1
1/1		

1 miss.

8 H. Ramos Rocha

10 B. Landim

		1/2
1/1		
	1/2	1/1

2 post 1 miss.

11 A. Furtado

		0/1

13 P. Moreno

3/3		1/1

14 A. Pereira

15 G. Correia

1/1		

17 R. Andrade

		0/1

44 G. Furtado

		0/1
1/1		1/1

1 post

TOTAL

5/5	1/1	3/6
2/2		1/3
4/5	2/3	3/6

3 post 2 miss.

Saves distribution goalkeepers

1 É. Fernandes

2/5	0/1	0/3
0/7		0/5

12 E. Gonçalves

0/1		1/3
0/3	0/1	1/1
2/5		1/5

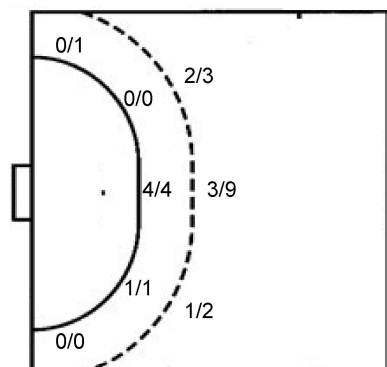
16 B. Fernandes

TOTAL

2/6	0/1	1/6
0/3	0/1	1/1
2/12		1/10

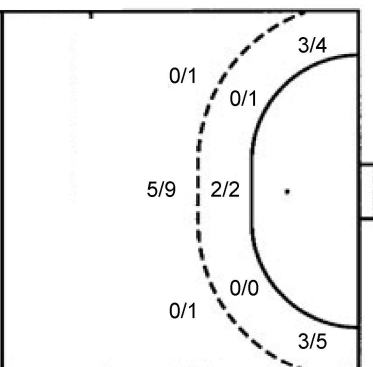
Shots by position

ATTACK



7m penalties	3/3
Fastbreak	1/3
Breakthrough	5/9
Long dist.	0/0

DEFENSE



7m penalties	4/5
Fastbreak	9/9
Breakthrough	8/11
Long dist.	0/0

Shooting statistics

Position	Goals	Sav.	Miss.	Post	Blk.	Total	%
Back (9m)	7	4	2	2	0	15	47
Line (6m)	5	0	0	0	0	5	100
Wing	0	1	0	0	0	1	0
7m penalties	3	0	0	0	0	3	100
Fastbreak	1	1	0	1	0	3	33
Breakthrough	5	4	0	0	0	9	56
Total	21	10	2	3	0	36	58

Jersey number Tot. Total shooting 6m 6m (line) shooting 9m 9m shooting Wng Wing shooting FB Fastbreak sh. 7m 7m penalty sh.
 Brk. Breakthrough sh. LD Long distance sh. As. Assists PC Pass clear chance E7 Earned 7m pen. TF Technical faults St. Steals
 2m 2m punishments C7. Committed 7m E2 Earned 2m pun. YC. Yellow cards R/B Red/Blue cards Blk. Blocks S Starting Line-up

