



29th IHF Men's World Championship 2025

Croatia • Denmark • Norway

Group F, 1. round



Match Team Statistics

Match No. 16

Sweden 39 - 21 Japan

(17 - 13) (22 - 8)

16.1.2025. 20:30

Attendance: 1685

Unity Arena

Referees: Bojan Lah (SLO) / David Sok (SLO)

Sweden

#	Surname and name	S	Goals / shots								Attack				Def.		Penalties			TP					
			Tot.	%	9m	6m	Wing	7m	FB	Brk.	LD	As.	PC	E7	E2	TF	St.	C7	Blk		YC	2m	R	B	
2	CARLSBOGARD Jonathan	S	2/3	67	1/1									2					1	1					38:08
6	MÖLLER Felix	S	4/6	67		2/4				2/2				1		1					1	1			29:50
10	EKBERG Niclas		1/2	50			1/2																		17:26
12	PALICKA Andreas	S																					1		42:35
13	KARLSSON Sebastian	S	8/9	89		1/1	5/6			2/2															42:24
15	WANNE Hampus	S	4/5	80			3/4	1/1																	40:50
22	PELLAS Lucas		3/3	100			3/3																		18:56
23	LAGERGREN Albin	S	7/9	78						2/2	5/7			4	3										33:45
24	GOTTFRIDSSON Jim	S	2/2	100										11	2										46:04
28	EDVARDSSON Jonathan		2/3	67		1/1								3											4:44
29	SVENSSON ASPENBÄCK Edwin Nils																								5:30
33	SANDELL Lukas		1/2	50	0/1	1/1								4											19:53
35	NILSSON Andreas		3/3	100		3/3																			15:17
42	JOHANSSON Eric		1/2	50	1/2									3	2										26:48
45	FORSELL SCHEFVERT Olle		1/2	50		0/1																			23:04
51	NORSTEN Fabian																								14:46
	Team / bench																								
	UKUPNO		39/51	76	2/4	8/11	12/15	1/1	6/6	10/14	0/0			28	7	1	3	13	3	0	2	1	2	0	0

#	Surname and name	Saves / shots								
		Tot.	%	9m	6m	Wing	7m	FB	Brk.	LD
12	PALICKA Andreas	13/30	43	8/13	0/1	2/3		0/4	3/9	
51	NORSTEN Fabian	7/10	70	6/6	1/2	0/1			0/1	
	TOTAL	20/40	50	14/19	1/3	2/4	0/0	0/4	3/10	0/0

Coach: Michael Apelgren

Number of attacks: 62, Efficiency: 63%, Average Duration: 26.26 seconds

Attack by type of defense

	Shots	9m	6m	Wing	TF	E7	E2
On def. 6-0	31/41	2/4	8/10	12/15	12	1	3
On def. 5-1	1/2	0/0	0/1	0/0	1	0	0
Fastbreak	6/6				0	0	0

Defense by type

	Total	9m	6m	Wing	Stl.	C7	2m
Def. 6-0	16/43	5/26	2/3	2/4	3	0	0
Fastbreak	5/6				0	0	2

Attack with superiority / minority / goalkeeper out

	Attack				Reaction		
	Att.	Eff.	Shots	TF	FB	LD	Tot.
7 on 6 (GK out)	1	0%	0/0	1	1/1	0/0	1/1
6 on 6 (GK out)	3	0%	0/0	3	1/1	0/1	1/2
6 on 6	52	69%	36/45	7			
6 on 5	6	50%	3/4	2			

Player superiority / GK out counted at the end of attack (in case it changes during attack)

Defense with superiority / minority / goalkeeper out

	Attack				Reaction		
	Att.	Eff.	Shots	TF	FB	LD	Tot.
6 on 6 (GK out)	2	0%	0/1	1	0/0	0/0	0/0
6 on 6	53	36%	19/39	14			
5 on 6	2	0%	0/1	1			
6 on 5	5	40%	2/4	1			

Numbers show attacking numbers of opponent. Lower efficiency of opponent means better defense of this team

Jersey number Tot. Total shooting 6m 6m (line) shooting 9m 9m shooting Wng Wing shooting FB Fastbreak sh. 7m 7m penalty sh.
 Brk. Breakthrough sh. LD Long distance sh. As. Assists PC Pass clear chance E7 Earned 7m pen. TF Technical faults St. Steals
 2m 2m punishments C7 Committed 7m E2 Earned 2m pun. YC Yellow cards R/B Red/Blue cards Blk. Blocks S Starting Line-up



29th IHF Men's World Championship 2025

Croatia • Denmark • Norway

Group F, 1. round



Match Team Statistics

Match No. 16

Sweden 39 - 21 Japan

(17 - 13) (22 - 8)

16.1.2025. 20:30

Attendance: 1685

Unity Arena

Referees: Bojan Lah (SLO) / David Sok (SLO)

Shot distribution by player

2 J. Carlsbogard

0/1		1/1
1/1		

6 F. Möller

1/1		1/1
		0/1
1/1	1/1	0/1

10 N. Ekberg

	0/1	
1/1		

13 S. Karlsson

	1/1	2/2
1/2		
3/3		1/1

15 H. Wanne

2/2		2/2

1 post

22 L. Pellas

1/1		
		2/2

23 A. Lagergren

0/1		
1/1		2/2
2/2		2/2

1 post

24 J. Gottfridsson

		1/1
	1/1	

28 J. Edvardsson

	1/2	1/1

29 E. Svensson Aspenbäck

33 L. Sandell

0/1		
		1/1

35 A. Nilsson

	1/1	2/2

42 E. Johansson

		1/2

45 O. Forsell Scheffvert

1/1		
	0/1	

TOTAL

3/5	1/2	6/7
2/4	0/1	2/3
10/10	4/5	11/12

2 post

Saves distribution goalkeepers

12 A. Palicka

0/2		0/5
2/3	3/3	2/2
1/3	2/4	3/8

51 F. Norsten

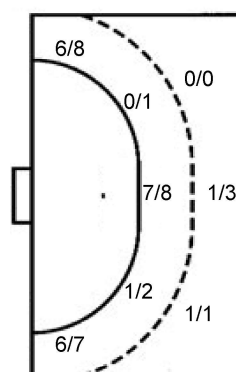
1/1		0/1
		2/3
3/4	1/1	

TOTAL

1/3		0/6
2/3	3/3	4/5
4/7	3/5	3/8

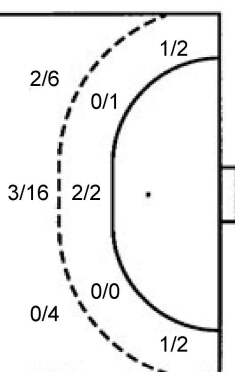
Shots by position

ATTACK



7m penalties	1/1
Fastbreak	6/6
Breakthrough	10/14
Long dist.	0/0

DEFENSE



7m penalties	0/0
Fastbreak	5/6
Breakthrough	7/10
Long dist.	0/1

Shooting statistics

Position	Goals	Sav.	Miss.	Post	Blk.	Total	%
Back (9m)	2	2	0	0	0	4	50
Line (6m)	8	3	0	0	0	11	73
Wing	12	2	0	1	0	15	80
7m penalties	1	0	0	0	0	1	100
Fastbreak	6	0	0	0	0	6	100
Breakthrough	10	3	0	1	0	14	71
Total	39	10	0	2	0	51	76

Jersey number Tot. Total shooting 6m 6m (line) shooting 9m 9m shooting Wng Wing shooting FB Fastbreak sh. 7m 7m penalty sh.
 Brk. Breakthrough sh. LD Long distance sh. As. Assists PC Pass clear chance E7 Earned 7m pen. TF Technical faults St. Steals
 2m 2m punishments C7. Committed 7m E2 Earned 2m pun. YC. Yellow cards R/B Red/Blue cards Blk. Blocks S Starting Line-up

Handball statistics and livescore by Toma-soft ltd (www.toma-soft.hr)



29th IHF Men's World Championship 2025

Croatia • Denmark • Norway

Group F, 1. round



Match Team Statistics

Match No. 16

Sweden 39 - 21 Japan

(17 - 13) (22 - 8)

16.1.2025. 20:30

Attendance: 1685

Unity Arena

Referees: Bojan Lah (SLO) / David Sok (SLO)

Japan

#	Surname and name	S	Goals / shots									Attack					Def.			Penalties				TP						
			Tot.	%	9m	6m	Wing	7m	FB	Brk.	LD	As.	PC	E7	E2	TF	St.	C7	Blk	YC	2m	R	B							
1	NAKAMURA Takumi	S																												34:39
9	SUGIOKA Naoki	S	1/2	50				1/1			0/1																		31:35	
11	NAKAMURA Tsubasa		1/7	14	0/5										2				4	1									26:24	
19	TOKUDA Shinnosuke	S	1/4	25	0/2						1/1	0/1		1				1	3	1	1			1					32:54	
21	OKAMOTO Daisuke																			1									23:34	
24	KITAZUME Asumi		2/3	67								2/3		1					1	1									21:19	
26	YANO Seito		4/5	80		1/1	0/1				3/3								1										25:05	
27	TAMAKAWA Hiroyasu																			1									29:46	
31	YOSHINO Tatsuki	S	4/6	67	2/4						1/1	1/1		1	3				3							1			27:50	
38	MIZUMACHI Kotaro		2/3	67	1/2							1/1		2	1			1	3	2									31:26	
39	FUJISAKA Naoki	S	3/9	33	2/8							1/1		1					1	1									29:43	
51	NAKATA Kota	S	1/2	50			1/2																						39:03	
56	ARASE Ren		0/1	0	0/1																								11:47	
57	NAKAOKI Nikita																												13:06	
68	ICHIHARA Soya		1/3	33		1/2							0/1							1							2		23:13	
70	YAMAGUCHI Naoki	S	1/5	20	0/4							1/1																	18:36	
	Team / bench																													
	UKUPNO		21/50	42	5/26	2/3	2/4	0/0	5/6	7/10	0/1			8	4	0	2	17	8	1	0	1	3	0	0					

Goalkeepers		Saves / shots									
#	Surname and name	Tot.	%	9m	6m	Wing	7m	FB	Brk.	LD	
1	NAKAMURA Takumi	6/29	21	2/3	0/5	1/6	0/1	0/4	3/10		
21	OKAMOTO Daisuke	4/20	20	0/1	3/6	1/8		0/2	0/3		
	TOTAL	10/49	20	2/4	3/11	2/14	0/1	0/6	3/13	0/0	

Coach: Antonio Gerona Salaet

Number of attacks: 62, Efficiency: 34%, Average Duration: 31.81 seconds

Attack by type of defense

	Shots	9m	6m	Wing	TF	E7	E2
On def. 6-0	16/43	5/26	2/3	2/4	17	0	2
Fastbreak	5/6				0	0	0

Defense by type

	Total	9m	6m	Wing	Stl.	C7	2m
Def. 6-0	31/41	2/4	8/10	12/15	8	1	0
Def. 5-1	1/2	0/0	0/1	0/0	0	0	0
Fastbreak	6/6				0	0	3

Attack with superiority / minority / goalkeeper out

	Attack				Reaction		
	Att.	Eff.	Shots	TF	FB	LD	Tot.
6 on 6 (GK out)	2	0%	0/1	1	0/0	0/0	0/0
6 on 6	53	36%	19/39	14			
5 on 6	2	0%	0/1	1			
6 on 5	5	40%	2/4	1			

Player superiority / GK out counted at the end of attack (in case it changes during attack)

Defense with superiority / minority / goalkeeper out

	Attack				Reaction		
	Att.	Eff.	Shots	TF	FB	LD	Tot.
7 on 6 (GK out)	1	0%	0/0	1	1/1	0/0	1/1
6 on 6 (GK out)	3	0%	0/0	3	1/1	0/1	1/2
6 on 6	52	69%	36/45	7			
6 on 5	6	50%	3/4	2			

Numbers show attacking numbers of opponent. Lower efficiency of opponent means better defense of this team

Jersey number Tot. Total shooting 6m 6m (line) shooting 9m 9m shooting Wng Wing shooting FB Fastbreak sh. 7m 7m penalty sh.
 Brk. Breakthrough sh. LD Long distance sh. As. Assists PC Pass clear chance E7 Earned 7m pen. TF Technical faults St. Steals
 2m 2m punishments C7. Committed 7m E2 Earned 2m pun. YC. Yellow cards R/B Red/Blue cards Blk. Blocks S Starting Line-up

Handball statistics and livescore by Toma-soft ltd (www.toma-soft.hr)



29th IHF Men's World Championship 2025

Croatia • Denmark • Norway

Group F, 1. round



Match Team Statistics

Match No. 16

Sweden 39 - 21 Japan

(17 - 13) (22 - 8)

16.1.2025. 20:30

Attendance: 1685

Unity Arena

Referees: Bojan Lah (SLO) / David Sok (SLO)

Shot distribution by player

9 N. Sugioka

1/1		

1 post

11 T. Nakamura

0/1		1/1
	0/1	0/2
0/1		

1 post

19 S. Tokuda

		1/1
0/1		0/2

24 A. Kitazume

		0/1
		2/2

26 S. Yano

		1/1
	1/1	
1/1	0/1	1/1

27 H. Tamakawa

31 T. Yoshino

1/1		1/1
0/1		
	1/1	1/2

38 K. Mizumachi

1/1	1/1	

1 block

39 N. Fujisaka

1/1		1/1
	0/2	
0/1		1/1

1 post 2 miss.

51 K. Nakata

0/1		
1/1		

56 R. Arase

	0/1	

57 N. Nakaoki

68 S. Ichihara

		1/1
	0/1	

1 miss.

70 N. Yamaguchi

		1/2
0/1		

1 post 1 block

TOTAL

2/3		6/6
1/3	1/4	1/5
3/7	2/5	5/8

4 post 3 miss. 2 block

Saves distribution goalkeepers

1 T. Nakamura

2/2		1/5
2/3		0/2
0/7	1/4	0/6

21 D. Okamoto

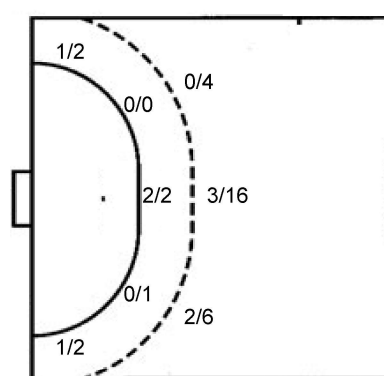
0/3	1/2	0/2
0/1	1/1	1/1
0/3	0/1	1/6

TOTAL

2/5	1/2	1/7
2/4	1/1	1/3
0/10	1/5	1/12

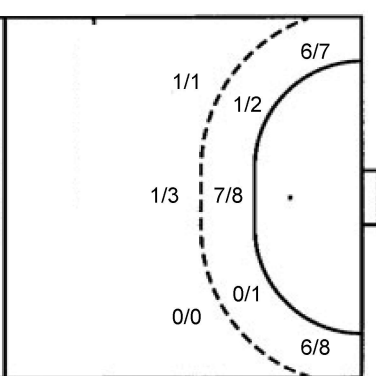
Shots by position

ATTACK



7m penalties 0/0
Fastbreak 5/6
Breakthrough 7/10
Long dist. 0/1

DEFENSE



7m penalties 1/1
Fastbreak 6/6
Breakthrough 10/14
Long dist. 0/0

Shooting statistics

Position	Goals	Sav.	Miss.	Post	Blk.	Total	%
Back (9m)	5	14	2	3	2	26	19
Line (6m)	2	1	0	0	0	3	67
Wing	2	2	0	0	0	4	50
7m penalties	0	0	0	0	0	0	0
Fastbreak	5	0	0	1	0	6	83
Breakthrough	7	3	0	0	0	10	70
Total	21	20	2	4	2	49	43

Jersey number Tot. Total shooting 6m 6m (line) shooting 9m 9m shooting Wng Wing shooting FB Fastbreak sh. 7m 7m penalty sh.
Brk. Breakthrough sh. LD Long distance sh. As. Assists PC Pass clear chance E7 Earned 7m pen. TF Technical faults St. Steals
2m 2m punishments C7. Committed 7m E2 Earned 2m pun. YC. Yellow cards R/B Red/Blue cards Blk. Blocks S Starting Line-up

Handball statistics and livescore by Toma-soft ltd (www.toma-soft.hr)



29th IHF Men's World Championship 2025

Croatia • Denmark • Norway

Group F, 1. round



Match Team Statistics

Match No. 16

Sweden 39 - 21 Japan

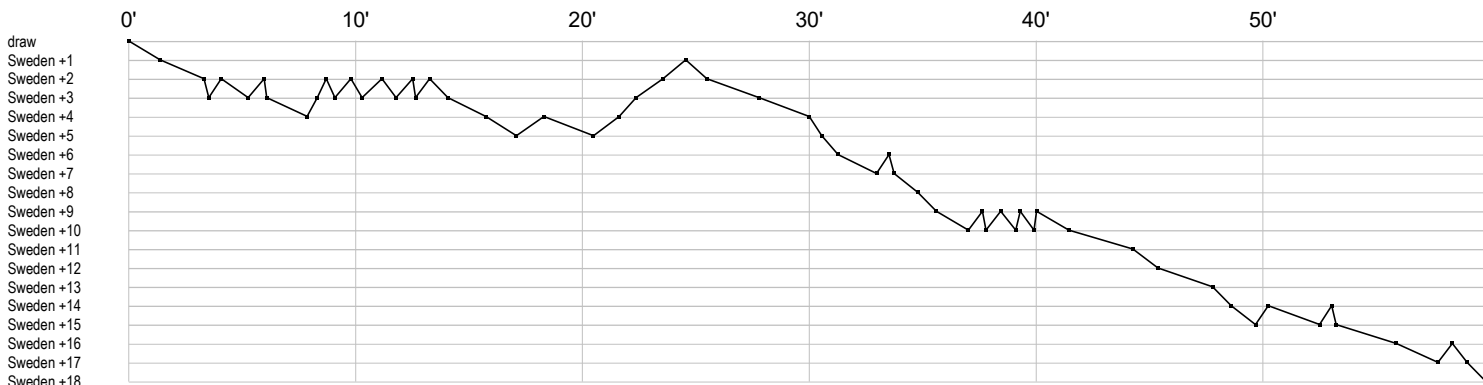
(17 - 13) (22 - 8)

16.1.2025. 20:30

Attendance: 1685

Unity Arena

Referees: Bojan Lah (SLO) / David Sok (SLO)



Sweden

2 Carlsbogard J	a f t g a	g b
6 Möller F	y g b a e	g f g f g 2
10 Ekberg N		g f
12 Palicka A	s s s r r s r r s r r r s s r b s s r	r r s sr r r r r ss
13 Karlsson S	f g g g t	g g g g g g
15 Wanne H	f g g	g
22 Pellas L		g g g
23 Lagergren A	p g p f g a g g	g a g p g a f a
24 Gottfridsson J	g a a a a a	a g a a p a t a p a
28 Edvardsson J	t t f a	g a g a
29 Svensson		
33 Sandell L	a f t t t g a	a a
35 Nilsson A	g g g	i t g
42 Johansson E	i f at 2 p i	t a px
45 Forsell		x t f g
51 Norsten F		s s r s r s s s r

Japan

1 Nakamura T	r r r s r r s r s r r r r r r s s r s r	r r r r r r r r
9 Sugioka N		f
11 Nakamura T		g f t a a f t t
19 Tokuda S	c f y g f b a t	t f t i
21 Okamoto D		r r s r s r t r r r r r r s r s r r r
24 Kitazume A	t f b g	a g
26 Yano S		g g g g t f
27 Tamakawa H		b
31 Yoshino T	f f t g g	t t g g a p p 2 p
38 Mizumachi K	g a t i g b a f	b t t p
39 Fujisaka N	f g f g f g f b a	t f
51 Nakata K		f g
56 Arase R		f
57 Nakaoki N		
68 Ichihara S	2 f 2	f g b
70 Yamaguchi N		f f f t g

In game	g Goal scored	f Missed shot	a Assist	t Technical faults	b Steal
2 2min suspension	e Eearned 7m	c Committed 7m	y Yellow card	r Red Card	k Blue card
i Eearned 2min.	x Block	4 4min suspension	p Pass for clear chance	s Saved shot	r Received goal