



29th IHF Men's World Championship 2025

Croatia • Denmark • Norway

Final Round, 3-4. place



Match Team Statistics

Match No. 107

France 35 - 34 Portugal

(19 - 17) (16 - 17)

2.2.2025. 15:00

Attendance: 10928

Unity Arena

Referees: Gjorgji Nachevski (MKD) / Slave Nikolov (MKD)

France

#	Surname and name	S	Goals / shots									Attack				Def.			Penalties			TP			
			Tot.	%	9m	6m	Wing	7m	FB	Brk.	LD	As.	PC	E7	E2	TF	St.	C7	Blk	YC	2m		R	B	
4	MINNE Aymeric	S	10/13	77	4/5					2/3	4/5				3	1			3						42:48
5	REMILI Nedim		0/1	0	0/1										1							1			9:31
6	BOS Julien	S	4/4	100				4/4											2	1					38:35
8	PRANDI Elohim		3/5	60	3/4								0/1	2					1						20:07
9	RICHARDSON Melvyn	S	2/2	100				2/2						2											8:22
10	MEM Dika		4/6	67	1/3					3/3				2					1						37:07
11	TOURNAT Nicolas																								4:10
15	GREBILLE Mathieu																								2:49
16	BOLZINGER Charles																								28:11
22	KARABATIC Luka																								2:49
23	FABREGAS Ludovic	S	4/5	80		3/3				1/2				2		2			1	1					52:57
29	KOUNKOUO Benoit		0/1	0				0/1											1						17:36
31	NAHI Dylan	S	6/7	86				4/5		2/2									1						48:39
34	KONAN Karl-Olivier																		2		1	1			38:55
39	BRIET Thibaud	S	2/5	40	2/4	0/1								4	2				1	1	1				37:28
92	DESBONNET Rémi	S																							29:56
	Team / bench																								
	TOTAL		35/49	71	10/17	3/4	8/10	2/2	5/7	7/8	0/1			16	3	2	0	8	2	7	1	1	2	0	0

#	Surname and name	Saves / shots								
		Tot.	%	9m	6m	Wing	7m	FB	Brk.	LD
16	BOLZINGER Charles	8/25	32	2/7	1/3	2/3	1/4	0/2	2/6	
92	DESBONNET Rémi	4/21	19	2/7	1/6		0/3		1/5	
	TOTAL	12/46	26	4/14	2/9	2/3	1/7	0/2	3/11	0/0

Coach: Guillaume Gille

Number of attacks: 55, Efficiency: 64%, Average Duration: 24.65 seconds

Attack by type of defense

	Shots	9m	6m	Wing	TF	E7	E2
On def. 6-0	28/39	10/17	3/4	8/10	8	2	0
Fastbreak	5/7				0	0	0

Defense by type

	Total	9m	6m	Wing	Stl.	C7	2m
Def. 6-0	25/38	10/16	7/9	0/1	2	7	0
Def. 5-1	1/2	0/0	0/0	1/2	0	0	0
Fastbreak	2/2				0	0	2

Attack with superiority / minority / goalkeeper out

	Attack				Reaction		
	Att.	Eff.	Shots	TF	FB	LD	Tot.
6 on 6 (GK out)	2	100%	2/2	0	0/0	0/1	0/1
6 on 5 (GK out)	2	50%	1/2	0	0/0	0/0	0/0
6 on 6	49	65%	32/41	8			
6 on 5	2	0%	0/2	0			

Player superiority / GK out counted at the end of attack (in case it changes during attack)

Defense with superiority / minority / goalkeeper out

	Attack				Reaction		
	Att.	Eff.	Shots	TF	FB	LD	Tot.
7 on 6 (GK out)	1	0%	0/1	0	0/0	0/0	0/0
6 on 6 (GK out)	2	50%	1/2	0	0/1	0/0	0/1
6 on 6	49	63%	31/42	7			
6 on 5	2	50%	1/2	0			
5 on 5	1	100%	1/1	0			

Numbers show attacking numbers of opponent. Lower efficiency of opponent means better defense of this team

Jersey number Tot. Total shooting 6m 6m (line) shooting 9m 9m shooting Wng Wing shooting FB Fastbreak sh. 7m 7m penalty sh.
 Brk. Breakthrough sh. LD Long distance sh. As. Assists PC Pass clear chance E7 Earned 7m pen. TF Technical faults St. Steals
 2m 2m punishments C7. Committed 7m E2 Earned 2m pun. YC. Yellow cards R/B Red/Blue cards Blk. Blocks S Starting Line-up



29th IHF Men's World Championship 2025

Croatia • Denmark • Norway

Final Round, 3-4. place



Match Team Statistics

Match No. 107

France 35 - 34 Portugal

(19 - 17) (16 - 17)

2.2.2025. 15:00

Attendance: 10928

Unity Arena

Referees: Gjorgji Nachevski (MKD) / Slave Nikolov (MKD)

Portugal

Players		Goals / shots										Attack				Def.			Penalties				TP			
#	Surname and name	S	Tot.	%	9m	6m	Wing	7m	FB	Brk.	LD	As.	PC	E7	E2	TF	St.	C7	Blk	YC	2m	R	B			
4	PORTELA Pedro	S	3/4	75				3/4							1										30:12	
8	ITURRIZA ALVAREZ Victor	S	7/7	100		6/6			1/1																44:03	
14	SILVA Rui		3/3	100	1/1					2/2		6	1			1									33:22	
16	MARQUES Diogo	S																							16:48	
21	FERNANDES Leonel		1/2	50			1/2					1		1											30:00	
23	BRANQUINHO Diogo	S																							23:33	
25	AREIA António		3/4	75			0/1	3/3																	22:34	
26	COSTA Francisco		8/11	73	3/4	0/1			1/1	4/5		2	2	1	1	2							1		48:28	
31	SALVADOR Salvador	S	2/2	100	2/2							2	1			2		1					1		35:28	
41	CAPDEVILLE Gustavo																								41:51	
66	GOMES Joao																									
79	COSTA Martim		5/13	38	3/8					2/5		1	2	4											31:31	
80	OLIVEIRA Miguel																									
82	FRADE Luis	S	1/3	33		1/2					0/1							1							39:54	
86	BRANDAO Ricardo																									
88	MAGALHAES Fábio	S	1/1	100	1/1							1	1			2								1	22:16	
	Team / bench																								1	
	TOTAL		34/50	68	10/16	7/9	1/3	6/7	2/2	8/12	0/1	13	7	7	1	7	0	2	0	2	2	0	0			

Goalkeepers		Saves / shots									
#	Surname and name	Tot.	%	9m	6m	Wing	7m	FB	Brk.	LD	
16	MARQUES Diogo	2/13	15	1/5	1/1	0/3	0/1	0/3			
41	CAPDEVILLE Gustavo	11/35	31	6/12	0/3	2/7	0/1	2/4	0/7	1/1	
	TOTAL	13/48	27	7/17	1/4	2/10	0/2	2/7	0/7	1/1	

Coach: Paulo Pereira

Number of attacks: 55, Efficiency: 62%, Average Duration: 40.74 seconds

Attack by type of defense

	Shots	9m	6m	Wing	TF	E7	E2
On def. 6-0	25/38	10/16	7/9	0/1	7	7	1
On def. 5-1	1/2	0/0	0/0	1/2	0	0	0
Fastbreak	2/2				0	0	0

Defense by type

	Total	9m	6m	Wing	Stl.	C7	2m
Def. 6-0	28/39	10/17	3/4	8/10	0	2	0
Fastbreak	5/7				0	0	2

Attack with superiority / minority / goalkeeper out

	Attack				Reaction		
	Att.	Eff.	Shots	TF	FB	LD	Tot.
7 on 6 (GK out)	1	0%	0/1	0	0/0	0/0	0/0
6 on 6 (GK out)	2	50%	1/2	0	0/1	0/0	0/1
6 on 6	49	63%	31/42	7			
6 on 5	2	50%	1/2	0			
5 on 5	1	100%	1/1	0			

Player superiority / GK out counted at the end of attack (in case it changes during attack)

Defense with superiority / minority / goalkeeper out

	Attack				Reaction		
	Att.	Eff.	Shots	TF	FB	LD	Tot.
6 on 6 (GK out)	2	100%	2/2	0	0/0	0/1	0/1
6 on 5 (GK out)	2	50%	1/2	0	0/0	0/0	0/0
6 on 6	49	65%	32/41	8			
6 on 5	2	0%	0/2	0			

Numbers show attacking numbers of opponent. Lower efficiency of opponent means better defense of this team

Jersey number Tot. Total shooting 6m 6m (line) shooting 9m 9m shooting Wng Wing shooting FB Fastbreak sh. 7m 7m penalty sh.
 Brk. Breakthrough sh. LD Long distance sh. As. Assists PC Pass clear chance E7 Earned 7m pen. TF Technical faults St. Steals
 2m 2m punishments C7. Committed 7m E2 Earned 2m pun. YC. Yellow cards R/B Red/Blue cards Blk. Blocks S Starting Line-up



29th IHF Men's World Championship 2025

Croatia • Denmark • Norway

Final Round, 3-4. place



Match Team Statistics

Match No. 107

France 35 - 34 Portugal

(19 - 17) (16 - 17)

2.2.2025. 15:00

Attendance: 10928

Unity Arena

Referees: Gjorgji Nachevski (MKD) / Slave Nikolov (MKD)

Shot distribution by player

4 P. Portela

		0/1
3/3		

8 V. Iturriza Alvarez

		4/4
1/1	2/2	

14 R. Silva

		1/1
	1/1	1/1

21 L. Fernandes

	0/1	
1/1		

23 D. Branquinho

25 A. Areia

2/2		
	0/1	
	1/1	

26 F. Costa

1/2		1/1
0/1	1/1	1/1
2/2		2/2

1 miss.

31 S. Salvador

		1/1
		1/1

66 J. Gomes

79 M. Costa

		0/1
1/1	0/2	1/2
2/4	1/1	

1 miss. 1 block

80 M. Oliveira

82 L. Frade

0/1		1/1

1 miss.

86 R. Brandao

88 F. Magalhaes

1/1		

TOTAL

3/4	0/1	6/7
1/2	1/4	3/5
10/13	5/5	5/5

3 miss. 1 block

Saves distribution goalkeepers

16 D. Marques

0/1		1/4
0/4	1/1	0/3

41 G. Capdeville

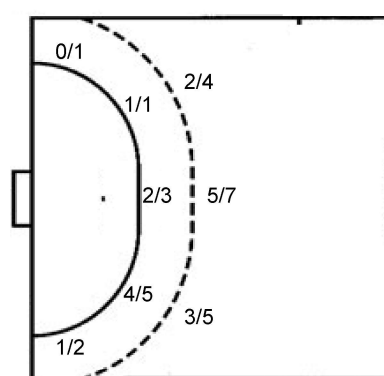
2/6	1/2	2/4
0/3	1/1	2/5
1/7	1/2	1/5

TOTAL

2/7	1/2	3/8
0/3	1/1	2/5
1/11	2/3	1/8

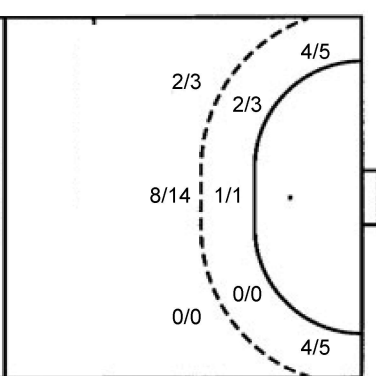
Shots by position

ATTACK



7m penalties 6/7
Fastbreak 2/2
Breakthrough 8/12
Long dist. 0/1

DEFENSE



7m penalties 2/2
Fastbreak 5/7
Breakthrough 7/8
Long dist. 0/1

Shooting statistics

Position	Goals	Sav.	Miss.	Post	Blk.	Total	%
Back (9m)	10	4	1	0	1	16	63
Line (6m)	7	2	0	0	0	9	78
Wing	1	2	0	0	0	3	33
7m penalties	6	1	0	0	0	7	86
Fastbreak	2	0	0	0	0	2	100
Breakthrough	8	3	1	0	0	12	67
Total	34	12	2	0	1	49	69

Jersey number Tot. Total shooting 6m 6m (line) shooting 9m 9m shooting Wng Wing shooting FB Fastbreak sh. 7m 7m penalty sh.
Brk. Breakthrough sh. LD Long distance sh. As. Assists PC Pass clear chance E7 Earned 7m pen. TF Technical faults St. Steals
2m 2m punishments C7. Committed 7m E2 Earned 2m pun. YC. Yellow cards R/B Red/Blue cards Blk. Blocks S Starting Line-up

Handball statistics and livescore by Toma-soft ltd (www.toma-soft.hr)



29th IHF Men's World Championship 2025

Croatia • Denmark • Norway

Final Round, 3-4. place



Match Team Statistics

Match No. 107

France 35 - 34 Portugal

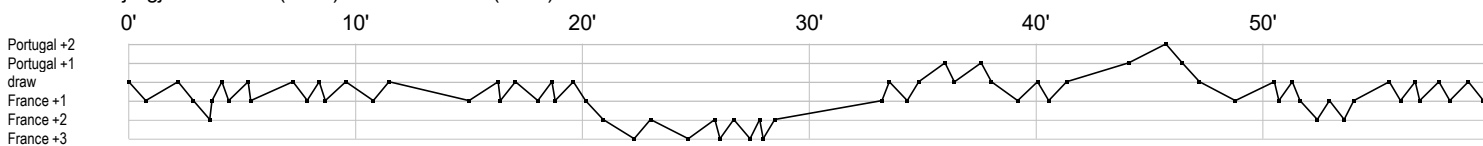
(19 - 17) (16 - 17)

2.2.2025. 15:00

Attendance: 10928

Unity Arena

Referees: Gjorgji Nachevski (MKD) / Slave Nikolov (MKD)



France

4 Minne A	g g g g	t g t a g	f g t	g c a f p f	g g a
5 Remili N				f a 2	
6 Bos J	g	g	t b g		t g
8 Prandi E			g	f	a t g f g a
9 Richardson M	a	a			g g
10 Mem D		a g	f	f t g g	g a
11 Tournat N					
15 Grebille M					
16 Bolzinger C			f	s s r r r r r	r r s r r s s s r r s r r r r r r
22 Karabatic L					
23 Fabregas L	a	a g b g c		g f	e g e
29 Kounkoud B				f c	
31 Nahi D	g c g	g		g f g	g
34 Konan K	y			c 2	c
39 Briet T	f x c g	a f t g	a	a p p f a	
92 Desbonnet R	r s r r r r r	r s r r r r r	s r r r r s		r

Portugal

4 Portela P	g e g	g	f		
8 Iturriza	g	g	g	g	g
14 Silva R	g a	a t	g a	a	a p g a
16 Marques D	r r s r r r r	r s r r			r
21 Fernandes L				a e	f g
23 Branquinho D					
25 Areia A				g g	g g g
26 Costa F	f g a	t g	p a g	g 2 i g f g t p f	e g g
31 Salvador S			t	a 2 t p g c a g	
41 Capdeville G			r r r r r s r r r r s s s r s r r r r r s s s	s r r r r r r r s r r r r	
66 Gomes J					
79 Costa M	g p f e g	f g g	f e f	f p e g e f f f	a
80 Oliveira M					
82 Frade L			g	f f	c
86 Brandao R					
88 Magalhaes F	y	t t a g			

In game	g Goal scored	f Missed shot	a Assist	t Technical faults	b Steal
2 2min suspension	e Earned 7m	c Committed 7m	y Yellow card	r Red Card	k Blue card
i Earned 2min.	x Block	4 4min suspension	p Pass for clear chance	s Saved shot	r Received goal