



# 29th IHF Men's World Championship 2025

Croatia • Denmark • Norway

Group H, 1. round



## Match Team Statistics

Match No. 9

## Egypt 39 - 25 Argentina

(21 - 11) (18 - 14)

15.1.2025. 18:00

Attendance: 2100

Arena Zagreb

Referees: Lars Jorum (NOR) / Havard Kleven (NOR)

## Egypt

#	Surname and name	S	Goals / shots								Attack				Def.			Penalties			TP						
			Tot.	%	9m	6m	Wing	7m	FB	Brk.	LD	As.	PC	E7	E2	TF	St.	C7	Blk	YC		2m	R	B			
5	OMAR Yahia	S	3/5	60	3/5									2													29:28
10	ABDOU Abdelrahman		3/4	75	2/3									1													20:00
15	HESHAM Ahmed		3/3	100	2/2									2	1												11:40
17	KHAIRI Ahmed		4/4	100	2/2									3		1	1	2	2								26:26
20	MASOUD Belal		3/3	100																							23:32
24	ELMASRY Ibrahim													1													18:37
45	ELDERAA Seif	S	1/2	50	0/1									1													30:49
53	YOUSRI Akram		4/4	100										1													29:29
55	RAMADAN Mohsen		1/4	25	1/4									4		2											30:10
74	ABDELWAHED Yasser		2/2	100										1													31:27
79	NAFEA Ahmed	S	2/2	100											1												31:22
80	ADEL Ahmed	S	2/3	67											3	2	1										12:35
88	HENDAWY Karim																										
90	ZEIN Ali	S	5/7	71	1/3									2													36:15
91	SANAD Mohammad	S	6/8	75																							30:00
92	ALY Mohamed	S																									58:10
	Team / bench																										
	UKUPNO		39/51	76	11/20	3/4	7/8	6/7	7/7	5/5	0/0	17	2	7	5	9	7	2	3	0	2	0	0				

#	Surname and name	Saves / shots								
		Tot.	%	9m	6m	Wing	7m	FB	Brk.	LD
88	HENDAWY Karim									
92	ALY Mohamed	10/34	29	8/13	1/8	0/2	0/2	0/1	1/8	
	TOTAL	10/34	29	8/13	1/8	0/2	0/2	0/1	1/8	0/0

Coach: Juan Carlos Pastor

Number of attacks: 58, Efficiency: 67%, Average Duration: 31.72 seconds

## Attack by type of defense

	Shots	9m	6m	Wing	TF	E7	E2
On def. 6-0	26/37	11/20	3/4	7/8	9	7	5
Fastbreak	7/7				0	0	0

## Defense by type

	Total	9m	6m	Wing	Stl.	C7	2m
Def. 6-0	21/36	5/16	7/9	2/2	7	2	0
Fastbreak	2/2				0	0	2

## Attack with superiority / minority / goalkeeper out

	Attack				Reaction		
	Att.	Eff.	Shots	TF	FB	LD	Tot.
6 on 6 (GK out)	2	50%	1/1	1	1/1	0/0	1/1
6 on 6	45	71%	32/40	5			
6 on 5	9	44%	4/6	3			
6 on 4	1	100%	1/1	0			
5 on 6	1	100%	1/1	0			

Player superiority / GK out counted at the end of attack (in case it changes during attack)

## Defense with superiority / minority / goalkeeper out

	Attack				Reaction		
	Att.	Eff.	Shots	TF	FB	LD	Tot.
6 on 6 (GK out)	4	50%	2/3	1	0/0	0/0	0/0
6 on 6	46	39%	18/29	17			
5 on 6	3	33%	1/2	1			
6 on 5	4	100%	4/4	0			

Numbers show attacking numbers of opponent. Lower efficiency of opponent means better defense of this team

# Jersey number Tot. Total shooting 6m 6m (line) shooting 9m 9m shooting Wng Wing shooting FB Fastbreak sh. 7m 7m penalty sh.  
 Brk. Breakthrough sh. LD Long distance sh. As. Assists PC Pass clear chance E7 Earned 7m pen. TF Technical faults St. Steals  
 2m 2m punishments C7. Committed 7m E2 Earned 2m pun. YC. Yellow cards R/B Red/Blue cards Blk. Blocks S Starting Line-up



# 29th IHF Men's World Championship 2025

Croatia • Denmark • Norway

Group H, 1. round



## Match Team Statistics

Match No. 9

## Egypt 39 - 25 Argentina

(21 - 11) (18 - 14)

15.1.2025. 18:00

Attendance: 2100

Arena Zagreb

Referees: Lars Jorum (NOR) / Havard Kleven (NOR)

## Shot distribution by player

<b>5 Y. Omar</b> 1/1 0/1 1/1 1/2	<b>10 A. Abdou</b> 2/2 1 post	<b>15 A. Hesham</b> 3/3	<b>17 A. Khairi</b> 1/1 1/1 2/2	<b>20 B. Masoud</b> 1/1 1/1	<b>24 I. Elmasry</b>	<b>45 S. Elderaa</b> 0/1 1/1
<b>58 A. Yousri</b> 2/2 2/2	<b>55 M. Ramadan</b> 0/1 1/1 1 miss. 1 block	<b>74 Y. Abdelwahed</b> 1/1 1/1	<b>79 A. Nafea</b> 1/1 1/1	<b>80 A. Adel</b> 1/2 1/1	<b>90 A. Zein</b> 1/1 1/1 2/2 1/3	<b>91 M. Sanad</b> 1/2 3/3 1/1 1/1 1 miss.

## TOTAL

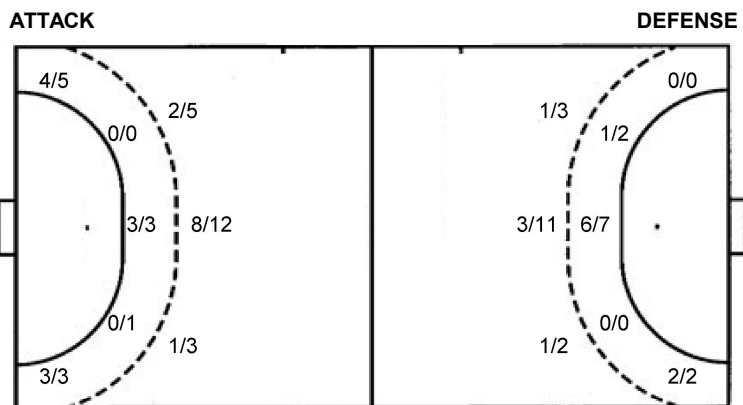
8/8	1/1	3/4
0/1		2/2
12/15	4/4	9/12

1 post 2 miss. 1 block

## Saves distribution goalkeepers

<b>88 K. Hendawy</b>	<b>92 M. Aly</b>	<b>TOTAL</b>
	2/6 2/3 1/5	2/6 2/3 1/5
	1/4 1/1 1/1	1/4 1/1 1/1
	1/5 0/1 1/8	1/5 0/1 1/8

## Shots by position



7m penalties	6/7	7m penalties	2/2
Fastbreak	7/7	Fastbreak	2/2
Breakthrough	5/5	Breakthrough	7/9
Long dist.	0/0	Long dist.	0/0

## Shooting statistics

Position	Goals	Sav.	Miss.	Post	Blk.	Total	%
Back (9m)	11	6	1	1	1	20	55
Line (6m)	3	1	0	0	0	4	75
Wing	7	1	0	0	0	8	88
7m penalties	6	0	1	0	0	7	86
Fastbreak	7	0	0	0	0	7	100
Breakthrough	5	0	0	0	0	5	100
<b>Total</b>	<b>39</b>	<b>8</b>	<b>2</b>	<b>1</b>	<b>1</b>	<b>51</b>	<b>76</b>

# Jersey number Tot. Total shooting 6m 6m (line) shooting 9m 9m shooting Wng Wing shooting FB Fastbreak sh. 7m 7m penalty sh.  
 Brk. Breakthrough sh. LD Long distance sh. As. Assists PC Pass clear chance E7 Earned 7m pen. TF Technical faults St. Steals  
 2m 2m punishments C7. Committed 7m E2 Earned 2m pun. YC. Yellow cards R/B Red/Blue cards Blk. Blocks S Starting Line-up



# 29th IHF Men's World Championship 2025

Croatia • Denmark • Norway

Group H, 1. round



Match Team Statistics

Match No. 9

## Egypt 39 - 25 Argentina

(21 - 11) (18 - 14)

15.1.2025. 18:00

Attendance: 2100

Arena Zagreb

Referees: Lars Jorum (NOR) / Havard Kleven (NOR)

### Argentina

#	Surname and name	S	Goals / shots								Attack					Def.			Penalties			TP					
			Tot.	%	9m	6m	Wing	7m	FB	Brk.	LD	As.	PC	E7	E2	TF	St.	C7	Bik	YC	2m		R	B			
1	GIOVANOLA Santiago Agustin																										9:11
3	BARCELO GARCIA Santiago	S	2/3	67	0/1																						50:18
4	BONO Nicolas		4/5	80	0/1				1/1	3/3																	40:38
7	GULL Juan Federico		2/5	40	2/5																						10:06
9	CANETE Tomas Valentin	S	1/2	50	1/2																						30:22
10	BENACEDO Ramiro																										13:21
11	MOSCARIELLO Lucas Dario	S	7/9	78		7/9																					45:16
18	FISCHER Guillermo José																										19:16
19	MARTINEZ CAMI GARCIA Pedro	S																									9:24
20	MARTINEZ Ramiro		3/3	100					2/2	1/1																	32:53
23	JUNG Martin Nicolas	S	1/4	25	1/3																						27:49
25	CANGIANI Facundo Nicolas	S	1/1	100					1/1																		25:59
27	MINGUEZ Pablo Emauel		1/1	100																							23:10
28	SACO Juan Reynaldo		1/2	50	0/1																						15:04
40	MACIEL Leonel Carlos Sergio	S																									45:59
77	AIZEN Lucas		2/5	40	1/3																						21:14
	Team / bench																										
	UKUPNO		25/40	63	5/16	7/9	2/2	2/2	2/2	7/9	0/0	11	3	2	2	19	1	6	1	0	3	2	0				

#	Surname and name	Saves / shots								
		Tot.	%	9m	6m	Wing	7m	FB	Brk.	LD
1	GIOVANOLA Santiago Agustin	0/8	0	0/2	0/1		0/1	0/2	0/2	
40	MACIEL Leonel Carlos Sergio	8/38	21	6/15	1/3	1/8	0/5	0/4	0/3	
	TOTAL	8/46	17	6/17	1/4	1/8	0/6	0/6	0/5	0/0

Coach: Rodolfo Martin Jung

Number of attacks: 57, Efficiency: 44%, Average Duration: 30.84 seconds

### Attack by type of defense

	Shots	9m	6m	Wing	TF	E7	E2
On def. 6-0	21/36	5/16	7/9	2/2	19	2	2
Fastbreak	2/2				0	0	0

### Defense by type

	Total	9m	6m	Wing	Stl.	C7	2m
Def. 6-0	26/37	11/20	3/4	7/8	1	6	0
Fastbreak	7/7				0	0	3

### Attack with superiority / minority / goalkeeper out

	Attack				Reaction		
	Att.	Eff.	Shots	TF	FB	LD	Tot.
6 on 6 (GK out)	4	50%	2/3	1	0/0	0/0	0/0
6 on 6	46	39%	18/29	17			
5 on 6	3	33%	1/2	1			
6 on 5	4	100%	4/4	0			

Player superiority / GK out counted at the end of attack (in case it changes during attack)

### Defense with superiority / minority / goalkeeper out

	Attack				Reaction		
	Att.	Eff.	Shots	TF	FB	LD	Tot.
6 on 6 (GK out)	2	50%	1/1	1	1/1	0/0	1/1
6 on 6	45	71%	32/40	5			
6 on 5	9	44%	4/6	3			
6 on 4	1	100%	1/1	0			
5 on 6	1	100%	1/1	0			

Numbers show attacking numbers of opponent. Lower efficiency of opponent means better defense of this team

# Jersey number Tot. Total shooting 6m 6m (line) shooting 9m 9m shooting Wng Wing shooting FB Fastbreak sh. 7m 7m penalty sh.  
 Brk. Breakthrough sh. LD Long distance sh. As. Assists PC Pass clear chance E7 Earned 7m pen. TF Technical faults St. Steals  
 2m 2m punishments C7. Committed 7m E2 Earned 2m pun. YC. Yellow cards R/B Red/Blue cards Blk. Blocks S Starting Line-up



# 29th IHF Men's World Championship 2025

Croatia • Denmark • Norway

Group H, 1. round



## Match Team Statistics

Match No. 9

## Egypt 39 - 25 Argentina

(21 - 11) (18 - 14)

15.1.2025. 18:00

Attendance: 2100

Arena Zagreb

Referees: Lars Jorum (NOR) / Havard Kleven (NOR)

### Shot distribution by player

#### 3 S. Barcelo Garcia

	0/1	
1/1		1/1

#### 4 N. Bono

	0/1	1/1
1/1	1/1	1/1

#### 7 J. Gull

2/2		0/1

2 block

#### 9 T. Canete

0/1		1/1

#### 10 R. Benacedo


#### 11 L. Moscariello

	0/1	1/1
1/1		
2/2		3/3

1 post

#### 18 G. Fischer


#### 19 P. Martinez Cami Garcia


#### 20 R. Martinez

2/2		1/1

#### 23 M. Jung

0/1		
0/1		
		1/1

1 block

#### 25 F. Cangiani

1/1		

#### 27 P. Minguez

	1/1	

#### 28 J. Saco

1/1		0/1

#### 77 L. Aizen

	1/1	
0/1		1/2

1 post

### TOTAL

4/6	1/3	4/5
3/4	1/2	0/1
4/5	1/1	7/8

2 post 3 block

### Saves distribution goalkeepers

#### 1 S. Giovanola

0/2		0/1
0/2	0/1	0/2

#### 40 L. Maciel

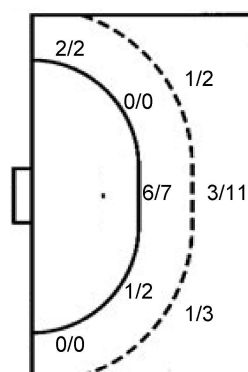
0/6	0/1	1/3
1/1		0/2
3/13	0/3	3/9

### TOTAL

0/8	0/1	1/4
1/1		0/2
3/15	0/4	3/11

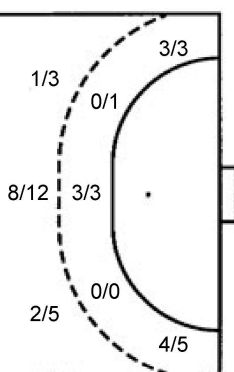
### Shots by position

#### ATTACK



7m penalties	2/2
Fastbreak	2/2
Breakthrough	7/9
Long dist.	0/0

#### DEFENSE



7m penalties	6/7
Fastbreak	7/7
Breakthrough	5/5
Long dist.	0/0

### Shooting statistics

Position	Goals	Sav.	Miss.	Post	Blk.	Total	%
Back (9m)	5	8	0	0	3	16	31
Line (6m)	7	1	0	1	0	9	78
Wing	2	0	0	0	0	2	100
7m penalties	2	0	0	0	0	2	100
Fastbreak	2	0	0	0	0	2	100
Breakthrough	7	1	0	1	0	9	78
<b>Total</b>	<b>25</b>	<b>10</b>	<b>0</b>	<b>2</b>	<b>3</b>	<b>40</b>	<b>63</b>

# Jersey number Tot. Total shooting 6m 6m (line) shooting 9m 9m shooting Wng Wing shooting FB Fastbreak sh. 7m 7m penalty sh.  
 Brk. Breakthrough sh. LD Long distance sh. As. Assists PC Pass clear chance E7 Earned 7m pen. TF Technical faults St. Steals  
 2m 2m punishments C7. Committed 7m E2 Earned 2m pun. YC. Yellow cards R/B Red/Blue cards Blk. Blocks S Starting Line-up

Handball statistics and livescore by Toma-soft ltd (www.toma-soft.hr)

