



17th IHF Men's Club World Championship 2024



Final Round, Finals

Match Team Statistics

SC Magdeburg 33 - 34 Veszprem HC

3.10.2024. 20:00

Match No. 18

(14 - 13) (14 - 15) (OT1: 5 - 6)

Attendance: 3000

New Capital Sports Hall

Referees: Mads Hansen (DEN) / Jesper Madsen (DEN)

SC Magdeburg

#	Surname and name	S	Goals / shots								Attack					Def.			Penalties				TP			
			Tot.	%	9m	6m	Wing	7m	FB	Brk.	LD	As.	PC	E7	E2	TF	St.	C7	Blk	YC	2m	R		B		
1	HERNANDEZ Sergey	S																								45:13
3	PERSSON Isak	S	3/6	50			1/3		2/3						1		1			1						65:47
6	MUSCHE Matthias	S	3/6	50	0/1	3/4				0/1																28:45
8	ZEHNDER Manuel	S	2/5	40	1/3						1/2			1	1		1	1								28:21
9	ZECHEL Tim																									0:15
10	KRISTJANSSON Gisli	S	3/3	100		1/1				2/2				8	2	2	1	2					1			32:52
11	PETTERSSON Daniel																									
14	MAGNUSSON Omar		7/9	78	1/2	1/1		4/5		1/1				2	1	1		4								15:24
15	SERRADILLA Antonio																									
21	LAGERGREN Albin		6/9	67	2/4				1/1	3/4				1	1		2									53:45
22	MERTENS Lukas		5/6	83			4/5		1/1						1				1							40:00
23	SAUGSTRUP Magnus	S	2/5	40		2/5											1	1								67:01
24	O'SULLIVAN Christian	S												1				1	1	1	1					40:53
34	DAMGAARD Michael		2/4	50	1/3					1/1				1						1						7:35
54	BERGENDAHL Oscar		0/1	0		0/1													1	1						39:37
80	PORTNER Nikola																									24:32
	Team / bench																						1			
	UKUPNO		33/54	61	5/12	4/9	8/12	4/5	4/5	8/11	0/0			12	7	5	3	11	2	4	3	2	0	0	0	

Goalkeepers		Saves / shots									
#	Surname and name	Tot.	%	9m	6m	Wing	7m	FB	Brk.	LD	
1	HERNANDEZ Sergey	7/30	23	5/13	0/6	2/6	0/1	0/2	0/2		
80	PORTNER Nikola	6/17	35	2/4	1/5	1/2	1/3		1/3		
	TOTAL	13/47	28	7/17	1/11	3/8	1/4	0/2	1/5	0/0	

Coach: Bennet Wiegert

Number of attacks: 61, Efficiency: 54%, Average Duration: 32.80 seconds

Attack by type of defense

	Shots	9m	6m	Wing	TF	E7	E2
On def. 6-0	25/44	5/12	4/9	8/12	11	5	3
Fastbreak	4/5				0	0	0

Defense by type

	Total	9m	6m	Wing	Stl.	C7	2m
Def. 6-0	29/48	10/21	10/12	5/9	2	4	0
Fastbreak	2/2				0	0	0

Attack with superiority / minority / goalkeeper out

	Attack				Reaction		
	Att.	Eff.	Shots	TF	FB	LD	Tot.
7 on 5 (GK out)	1	0%	0/1	0	0/0	0/0	0/0
6 on 6	57	54%	31/46	11			
6 on 5	3	67%	2/3	0			

Defense with superiority / minority / goalkeeper out

	Attack				Reaction		
	Att.	Eff.	Shots	TF	FB	LD	Tot.
6 on 6 (GK out)	3	67%	2/3	0	0/0	0/0	0/0
6 on 6	57	56%	32/48	9			

Numbers show attacking numbers of opponent. Lower efficiency of opponent means better defense of this team

Player superiority / GK out counted at the end of attack (in case it changes during attack)

Jersey number Tot. Total shooting 6m 6m (line) shooting 9m 9m shooting Wng Wing shooting FB Fastbreak sh. 7m 7m penalty sh.
 Brk. Breakthrough sh. LD Long distance sh. As. Assists PC Pass clear chance E7 Earned 7m pen. TF Technical faults St. Steals
 2m 2m punishments C7. Committed 7m E2 Earned 2m pun. YC. Yellow cards R/B Red/Blue cards Blk. Blocks S Starting Line-up



17th IHF Men's Club World Championship 2024



Final Round, Finals

Match Team Statistics

Match No. 18

SC Magdeburg 33 - 34 Veszprem HC

(14 - 13) (14 - 15) (OT1: 5 - 6)

3.10.2024. 20:00

Attendance: 3000

New Capital Sports Hall

Referees: Mads Hansen (DEN) / Jesper Madsen (DEN)

Shot distribution by player

3 I. Persson

2/2	0/1	1/2

1 miss.

6 M. Musche

	2/4	1/1
	0/1	

8 M. Zehnder

0/1		
1/1		1/1

1 miss. 1 block

9 T. Zechel

10 G. Kristjansson

1/1		2/2

11 D. Pettersson

14 O. Magnusson

1/1		2/2
1/1	2/2	1/3

15 A. Serradilla

21 A. Lagergren

1/1	1/1	1/1
		1/2
2/2		

1 miss. 1 block

22 L. Mertens

2/3		
1/1	1/1	1/1

23 M. Saugstrup

		0/1
1/1	0/1	1/1

1 post

24 C. O'Sullivan

34 M. Damgaard

		0/1
		2/2

1 miss.

54 O. Bergendahl

0/1		

TOTAL

4/5	3/5	4/4
0/1		1/4
9/10	3/6	9/12

1 post 4 miss. 2 block

Saves distribution goalkeepers

1 S. Hernandez

0/2		1/2
1/1	2/2	1/1
1/12	0/5	1/5

80 N. Portner

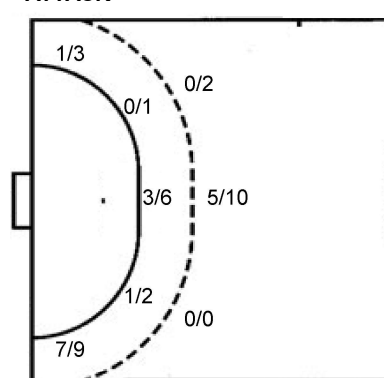
0/3	1/1	0/1
2/3		1/1
1/4	1/1	0/3

TOTAL

0/5	1/1	1/3
3/4	2/2	2/2
2/16	1/6	1/8

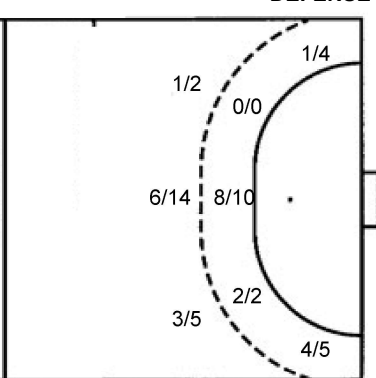
Shots by position

ATTACK



7m penalties 4/5
Fastbreak 4/5
Breakthrough 8/11
Long dist. 0/0

DEFENSE



7m penalties 3/4
Fastbreak 2/2
Breakthrough 4/6
Long dist. 0/0

Shooting statistics

Position	Goals	Sav.	Miss.	Post	Blk.	Total	%
Back (9m)	5	2	3	0	2	12	42
Line (6m)	4	4	0	1	0	9	44
Wing	8	3	1	0	0	12	67
7m penalties	4	1	0	0	0	5	80
Fastbreak	4	1	0	0	0	5	80
Breakthrough	8	3	0	0	0	11	73
Total	33	14	4	1	2	54	61

Jersey number Tot. Total shooting 6m 6m (line) shooting 9m 9m shooting Wng Wing shooting FB Fastbreak sh. 7m 7m penalty sh.
Brk. Breakthrough sh. LD Long distance sh. As. Assists PC Pass clear chance E7 Earned 7m pen. TF Technical faults St. Steals
2m 2m punishments C7. Committed 7m E2 Earned 2m pun. YC. Yellow cards R/B Red/Blue cards Blk. Blocks S Starting Line-up

Handball statistics and livescore by Toma-soft ltd (www.toma-soft.hr)



17th IHF Men's Club World Championship 2024

Final Round, Finals



17th IHF MEN'S
HANDBALL CLUB WORLD
CHAMPIONSHIP 2024
EGYPT NEW CAPITAL

Match Team Statistics
Match No. 18

SC Magdeburg 33 - 34 Veszprem HC

(14 - 13) (14 - 15) (OT1: 5 - 6)

3.10.2024. 20:00
Attendance: 3000
New Capital Sports Hall

Referees: Mads Hansen (DEN) / Jesper Madsen (DEN)

Veszprem HC

#	Surname and name	S	Goals / shots								Attack					Def.			Penalties			TP			
			Tot.	%	9m	6m	Wing	7m	FB	Brk.	LD	As.	PC	E7	E2	TF	St.	C7	Blk	YC	2m		R	B	
2	GRAHOVAC Nikola																								
9	DESCAT Hugo Georges Christian	S	5/9	56			1/4	3/4	1/1								2								66:00
12	CORRALES RODAL Rodrigo	S																							67:58
17	SANDELL Lukas Peter Jonathan													1											7:07
20	JENSEN Mike Ulrich																								0:30
21	ELISSON Bjarki Mar																								
23	LIGETVÁRI Patrik	S															1	1			1				36:10
25	CINDRIC Luka		5/8	63	3/5				2/3		6	2	1		3						1				26:04
29	REMILI Nedim	S	8/15	53	5/11	2/2			1/2		3		1		3										49:00
34	VEGH Balint																								
39	MOHAMED YEHIA ELDERAA Yehia	S	1/3	33	0/2				1/1		1	1	1		1	1	2								66:39
46	PECHMALBEC Dragan Jacques		0/1	0	0/1						1					1									25:52
55	VAILUPAU Mikita	S	5/6	83		4/5		1/1								1	2								66:54
88	CASADO MARCELO Agustín	S									2	1													24:19
89	FABREGAS Ludovic		9/10	90	1/1	8/9					1		1									1			49:46
99	KOSOROTOV Sergei Mark		1/2	50	1/2									1		1									3:17
	Team / bench																						1		
	UKUPNO		34/54	63	10/21	10/12	5/9	3/4	2/2	4/6	0/0	14	5	4	0	9	5	5	1	1	3	0	0		

#	Surname and name	Saves / shots								
		Tot.	%	9m	6m	Wing	7m	FB	Brk.	LD
12	CORRALES RODAL Rodrigo	14/45	31	2/7	4/8	3/11	1/3	1/5	3/11	
20	JENSEN Mike Ulrich	0/2	0				0/2			
	TOTAL	14/47	30	2/7	4/8	3/11	1/5	1/5	3/11	0/0

Coach: **Xavier Pascual Fuertes**

Number of attacks: 60, Efficiency: 57%, Average Duration: 35.72 seconds

Attack by type of defense

	Shots	9m	6m	Wing	TF	E7	E2
On def. 6-0	29/48	10/21	10/12	5/9	9	4	0
Fastbreak	2/2				0	0	0

Defense by type

	Total	9m	6m	Wing	Stl.	C7	2m
Def. 6-0	25/44	5/12	4/9	8/12	5	5	0
Fastbreak	4/5				0	0	3

Attack with superiority / minority / goalkeeper out

	Attack				Reaction		
	Att.	Eff.	Shots	TF	FB	LD	Tot.
6 on 6 (GK out)	3	67%	2/3	0	0/0	0/0	0/0
6 on 6	57	56%	32/48	9			

Player superiority / GK out counted at the end of attack (in case it changes during attack)

Defense with superiority / minority / goalkeeper out

	Attack				Reaction		
	Att.	Eff.	Shots	TF	FB	LD	Tot.
7 on 5 (GK out)	1	0%	0/1	0	0/0	0/0	0/0
6 on 6	57	54%	31/46	11			
6 on 5	3	67%	2/3	0			

Numbers show attacking numbers of opponent. Lower efficiency of opponent means better defense of this team

Jersey number Tot. Total shooting 6m 6m (line) shooting 9m 9m shooting Wng Wing shooting FB Fastbreak sh. 7m 7m penalty sh.
Brk. Breakthrough sh. LD Long distance sh. As. Assists PC Pass clear chance E7 Earned 7m pen. TF Technical faults St. Steals
2m 2m punishments C7. Committed 7m E2 Earned 2m pun. YC. Yellow cards R/B Red/Blue cards Blk. Blocks S Starting Line-up

Handball statistics and livescore by Toma-soft ltd (www.toma-soft.hr)



17th IHF Men's Club World Championship 2024

Final Round, Finals



Match Team Statistics

Match No. 18

SC Magdeburg 33 - 34 Veszprem HC

(14 - 13) (14 - 15) (OT1: 5 - 6)

3.10.2024. 20:00

Attendance: 3000

New Capital Sports Hall

Referees: Mads Hansen (DEN) / Jesper Madsen (DEN)

Shot distribution by player

2 N. Grahovac

9 H. Descat

1/1		
0/2		
3/4		1/1

1 miss.

17 L. Sandell

21 B. Elisson

23 P. Ligetvári

25 L. Cindric

2/2	0/1	
0/1		
2/2	1/1	

1 miss.

29 N. Remili

1/1		0/1
1/1		0/1
5/6		1/2

1 miss. 2 block

34 B. Vegh

39 Y. Mohamed Yehia Elderaa

	0/1	
		1/1

1 miss.

46 D. Pechmalbec

1 miss.

55 M. Vailupau

		1/1
		0/1
1/1	2/2	1/1

88 A. Casado Marcelo

89 L. Fabregas

1/1		1/1
3/3	1/2	3/3

99 S. Kosorotov

	0/1	
	1/1	

TOTAL

5/5	0/1	2/3
1/4	0/2	0/2
14/16	5/6	7/8

5 miss. 2 block

Saves distribution goalkeepers

12 R. Corrales Rodal

1/5	2/5	0/4
1/1		3/4
1/9	3/6	3/11

20 M. Jensen

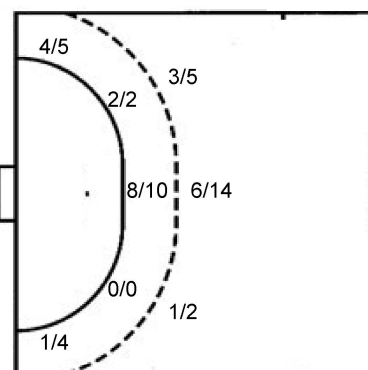
0/1		0/1

TOTAL

1/5	2/5	0/4
1/1		3/4
1/10	3/6	3/12

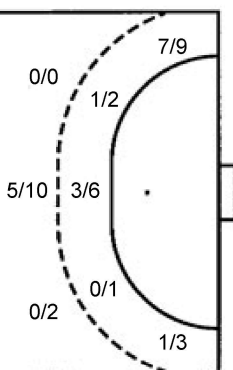
Shots by position

ATTACK



7m penalties	3/4
Fastbreak	2/2
Breakthrough	4/6
Long dist.	0/0

DEFENSE



7m penalties	4/5
Fastbreak	4/5
Breakthrough	8/11
Long dist.	0/0

Shooting statistics

Position	Goals	Sav.	Miss.	Post	Blk.	Total	%
Back (9m)	10	7	2	0	2	21	48
Line (6m)	10	1	1	0	0	12	83
Wing	5	3	1	0	0	9	56
7m penalties	3	1	0	0	0	4	75
Fastbreak	2	0	0	0	0	2	100
Breakthrough	4	1	1	0	0	6	67
Total	34	13	5	0	2	54	63

Jersey number Tot. Total shooting 6m 6m (line) shooting 9m 9m shooting Wng Wing shooting FB Fastbreak sh. 7m 7m penalty sh.
 Brk. Breakthrough sh. LD Long distance sh. As. Assists PC Pass clear chance E7 Earned 7m pen. TF Technical faults St. Steals
 2m 2m punishments C7. Committed 7m E2 Earned 2m pun. YC. Yellow cards R/B Red/Blue cards Blk. Blocks S Starting Line-up

Handball statistics and livescore by Toma-soft ltd (www.toma-soft.hr)



17th IHF Men's Club World Championship 2024



Final Round, Finals

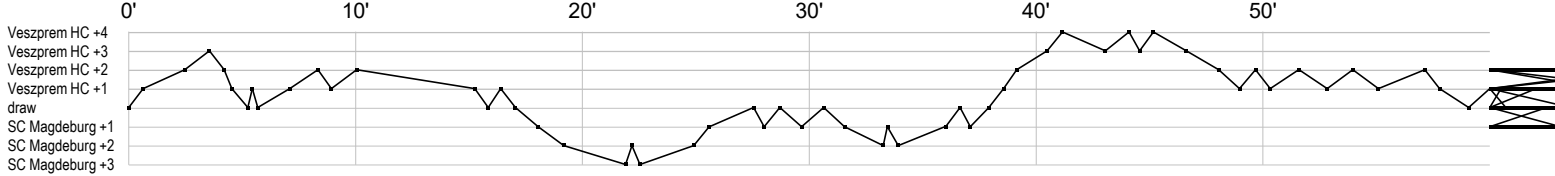
Match Team Statistics
Match No. 18

SC Magdeburg 33 - 34 Veszprem HC

(14 - 13) (14 - 15) (OT1: 5 - 6)

3.10.2024. 20:00
Attendance: 3000
New Capital Sports Hall

Referees: Mads Hansen (DEN) / Jesper Madsen (DEN)



SC Magdeburg

1 Hernandez S	r	r	r	r	r	r	r	r	s	s	r	s	s	r	s	r	r	r	r	r	r	r	s	r	r	r	r	r	r	r	r	r	s	r	r	r	
3 Persson I	f	gg	p	c						gi																											f
6 Musche M									g	f												f	f														
8 Zehnder M	t	f	g											a																							
9 Zechel T																																					
10 Kristjansson				a	p	a								py	e																						
11 Pettersson D																																					
14 Magnusson O	t	p								g	a																										
15 Serradilla A																																					
21 Lagergren A																																					
22 Mertens L																																					
23 Saugstrup M																																					
24 O'Sullivan C																																					
34 Damgaard M																																					
54 Bergendahl O	x																																				
80 Portner N																																					

Veszprem HC

2 Grahovac N																																					
9 Descat H	bg																																				
12 Corrales	s	rr	rr	s	r																																
17 Sandell L																																					
20 Jensen M																																					
21 Elisson B																																					
23 Ligetvári P																																					
25 Cindric L																																					
29 Remili N	fg	a	t	a																																	
34 Vegh B																																					
39 Mohamed																																					
46 Pechmalbec																																					
55 Vailupau M																																					
88 Casado																																					
89 Fabregas L																																					
99 Kosorotov S																																					

In game	g	Goal scored	f	Missed shot	a	Assist	t	Technical faults	b	Steal
2 2min suspension	e	Eearned 7m	c	Committed 7m	y	Yellow card	r	Red Card	k	Blue card
i Earned 2min.	x	Block	4	4min suspension	p	Pass for clear chance	s	Saved shot	r	Received goal